

Deaths

**CHART D-1: RESIDENT DEATHS AND RATES PER 100,000 POPULATION, BY RACE AND GENDER,
FLORIDA AND UNITED STATES,
CENSUS YEARS 1970-2000 AND 2009-2019**

YEAR	TOTAL	WHITE	BLACK	OTHER	WHITE		BLACK		OTHER	
					MALE	FEMALE	MALE	FEMALE	MALE	FEMALE
1970	74,779	63,898	10,810	64	37,916	25,924	6,233	4,542	46	18
1980	104,479	92,601	11,729	125	52,714	39,877	6,708	5,018	75	50
1990	133,294	118,304	14,644	306	63,814	54,490	8,189	6,454	194	112
2000	162,839	144,774	17,077	663	73,883	70,886	8,825	8,249	366	297
2009	169,854	149,190	18,339	2,292	77,592	71,582	9,531	8,803	1,191	1,099
2010	172,509	151,589	18,251	2,473	78,668	72,901	9,402	8,842	1,329	1,144
2011	172,856	151,836	18,368	2,413	78,815	72,999	9,492	8,868	1,260	1,153
2012	175,849	154,043	18,871	2,757	79,589	74,450	9,846	9,024	1,412	1,345
2013	180,014	157,225	19,432	3,184	81,294	75,928	10,073	9,358	1,592	1,591
2014	185,038	161,482	19,896	3,456	84,140	77,341	10,233	9,661	1,831	1,625
2015	191,488	166,393	20,964	3,885	87,403	78,990	10,964	9,999	2,066	1,819
2016	197,236	170,967	22,093	4,050	89,777	81,189	11,415	10,678	2,177	1,873
2017	203,353	176,022	22,814	4,368	92,708	83,313	11,979	10,833	2,337	2,030
2018	205,461	177,457	23,401	4,396	93,654	83,802	12,222	11,179	2,320	2,075
2019	206,975	178,237	24,094	4,462	94,537	83,699	12,653	11,440	2,308	2,153

UNADJUSTED DEATH RATES PER 100,000 POPULATION

YEAR	FLORIDA							UNITED STATES		
	TOTAL	WHITE	BLACK	WHITE		BLACK		TOTAL	WHITE	BLACK
				MALE	FEMALE	MALE	FEMALE			
1970	1,101.4	1,117.2	1,037.8	1,372.4	876.8	1,249.9	836.5	945.3	946.3	999.3
1980	1,061.7	1,103.7	858.1	1,307.4	915.0	1,033.4	699.2	878.3	892.5	875.4
1990	1,023.0	1,071.6	817.8	1,190.9	959.0	958.0	689.7	863.8	888.0	871.0
2000	1,013.0	1,096.7	686.5	1,143.5	1,051.8	737.6	638.9	854.0	900.2	781.1
2009	907.7	1,010.6	601.3	1,070.5	952.7	649.7	556.1	794.5	853.7	688.5
2010	916.6	1,023.2	592.0	1,081.1	967.1	633.9	552.7	799.5	861.7	682.2
2011	912.6	1,018.3	591.3	1,076.5	961.9	635.0	550.3	807.3	872.6	697.7
2012	919.8	1,027.1	596.2	1,080.7	975.4	645.8	550.1	810.2	886.3	683.3
2013	932.0	1,040.8	603.6	1,095.9	987.6	650.1	560.4	821.5	889.2	693.4
2014	945.0	1,056.9	606.9	1,121.3	994.8	648.3	568.2	823.7	892.9	697.3
2015	962.4	1,074.0	626.7	1,148.8	1,001.8	680.9	576.4	844.0	NA	NA
2016	974.9	1,087.4	648.1	1,162.9	1,014.5	695.5	604.1	849.3	NA	NA
2017	989.3	1,104.0	657.4	1,184.6	1,026.2	717.0	602.0	863.8	NA	NA
2018	980.4	1,094.1	659.3	1,175.7	1,015.3	714.9	607.6	NA	NA	NA
2019	973.2	1,084.2	668.6	1,171.0	1,000.4	728.5	612.8	NA	NA	NA

**CHART D-2: RESIDENT AGE-ADJUSTED DEATH RATES PER 100,000
POPULATION, BY RACE, FLORIDA AND UNITED STATES,
CENSUS YEARS 1970-2000 AND 2009-2019**

YEAR ^{1,2}	FLORIDA			UNITED STATES		
	TOTAL	WHITE	BLACK	TOTAL	WHITE	BLACK
1970	1,130.6	1,074.3	1,548.3	1222.6	1193.3	1518.1
1980	954.0	917.3	1,299.1	1039.1	1012.7	1314.8
1990	854.6	816.8	1,245.5	938.7	909.8	1250.3
2000	795.1	769.5	1,065.6	869.0	849.8	1121.4
2009	667.4	658.8	799.7	749.6	742.8	912.8
2010	687.4	678.4	790.5	747.0	741.8	898.2
2011	688.9	679.1	792.6	741.3	738.8	877.1
2012	680.1	671.1	773.1	732.8	730.9	864.8
2013	676.9	667.5	764.3	731.9	731.0	860.8
2014	676.7	669.0	752.8	724.6	725.4	849.3
2015	680.9	672.5	755.1	733.1	NA	NA
2016	686.2	679.5	762.4	728.8	NA	NA
2017	688.3	682.7	755.9	731.9	NA	NA
2018	679.4	673.1	756.4	NA	NA	NA
2019	665.6	659.1	751.7	NA	NA	NA

1. Age-Adjusted Death Rates (AADR) for 1970-2019 use the 2000 estimated standard million population.
2. ICD Revision Used: 1970 (ICD-8), 1980-1998 (ICD-9), and 1999-2019 (ICD-10)

GRAPH D-1: RESIDENT AGE-ADJUSTED DEATH RATES PER 100,000 POPULATION, BY RACE, FLORIDA AND UNITED STATES TOTAL, 2009-2019

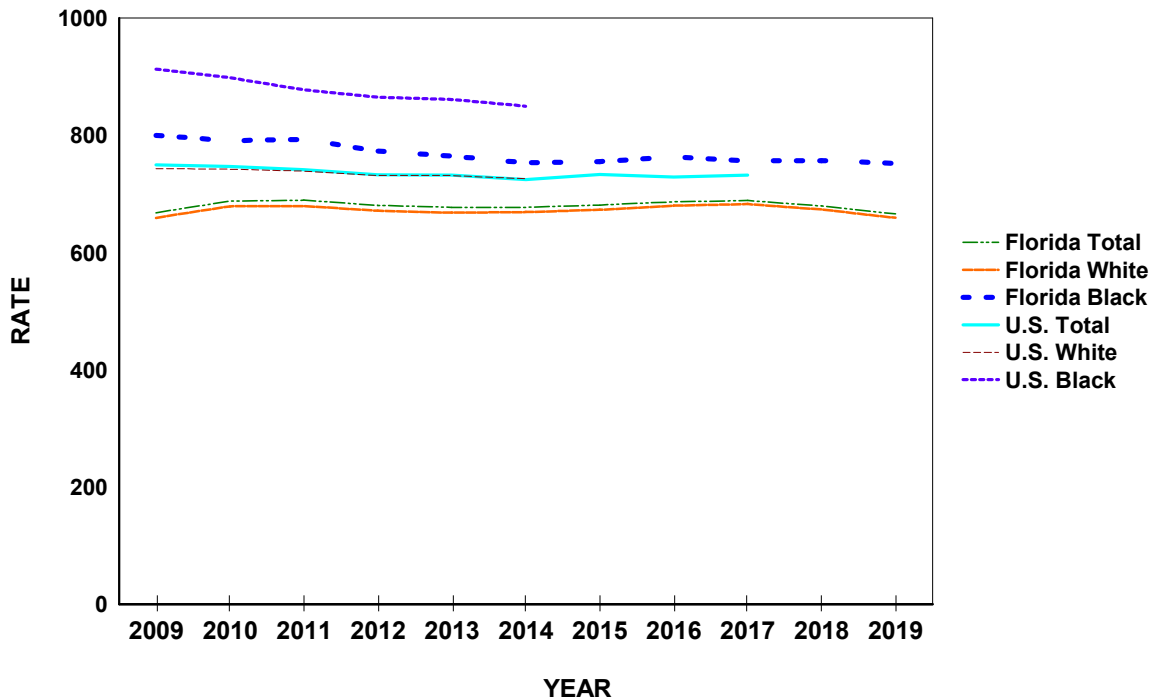
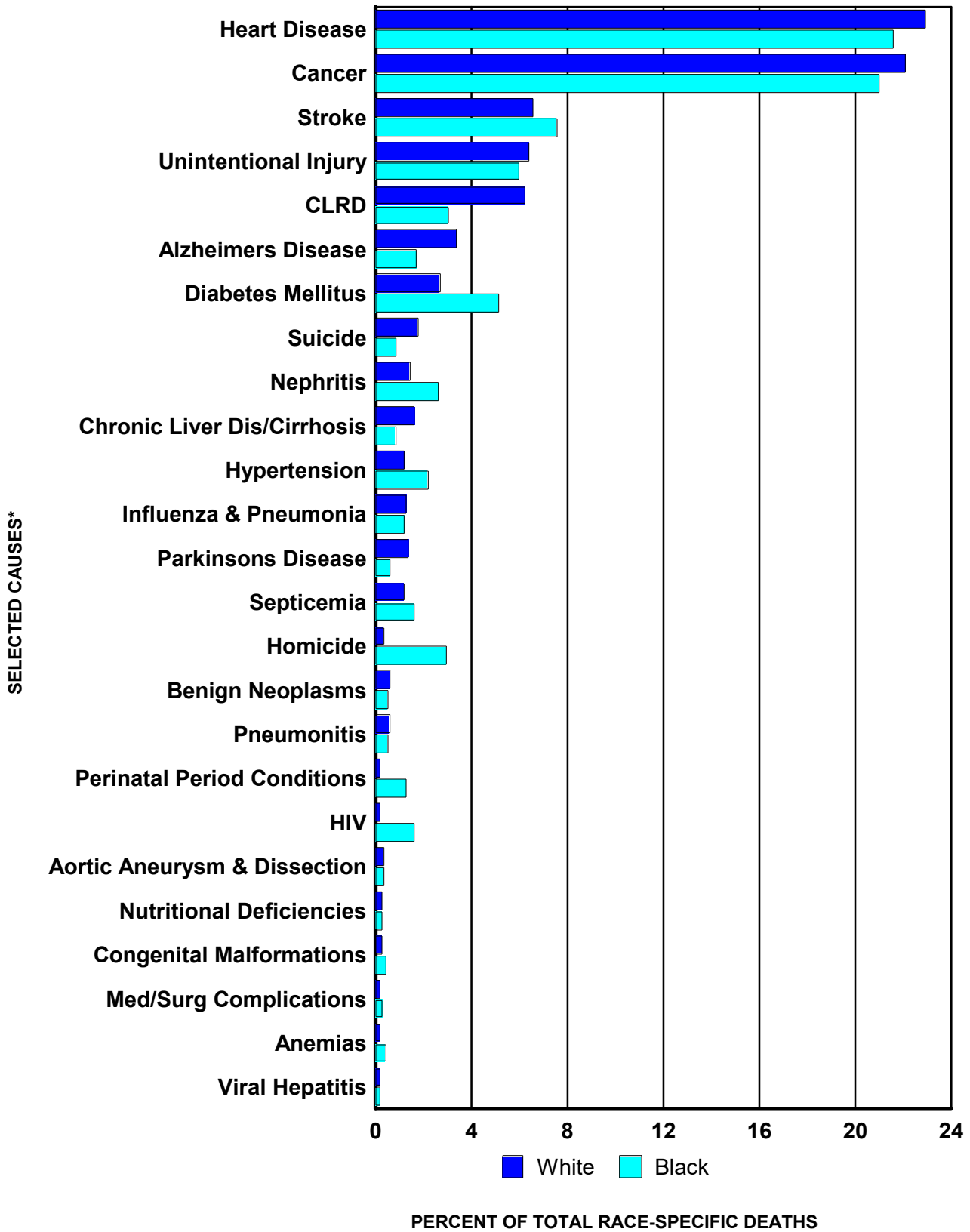


CHART D-3: RESIDENT DEATHS AND RATES PER 100,000 POPULATION FOR 25 LEADING CAUSES, BY RACE, FLORIDA, 2009 AND 2019

CAUSE OF DEATH	YEAR	RANK	NUMBER OF DEATHS				RATES		
			TOTAL	WHITE	BLACK	OTHER	TOTAL	WHITE	BLACK
Heart Diseases ICD-10: I00-I09, I11, I13, I20-I51	2019	1	47,044	40,893	5,194	910	221.2	248.7	144.1
	2009	-	41,202	36,581	4,113	499	220.2	247.8	134.9
Cancer ICD-10: C00-C97	2019	2	45,562	39,378	5,052	1,104	214.2	239.5	140.2
	2009	-	40,817	36,292	3,926	597	218.1	245.8	128.7
Stroke ICD-10: I60-I69	2019	3	13,868	11,719	1,818	324	65.2	71.3	50.4
	2009	-	8,385	7,173	1,068	143	44.8	48.6	35.0
Unintentional Injury ICD-10: V01-X59, Y85-Y86	2019	4	13,213	11,426	1,436	340	62.1	69.5	39.8
	2009	-	8,779	7,747	854	174	46.9	52.5	28.0
CLRD ICD-10: J40-J47	2019	5	12,005	11,147	722	127	56.4	67.8	20.0
	2009	-	10,163	9,565	521	75	54.3	64.8	17.1
Alzheimers Disease ICD-10: G30	2019	6	6,531	6,020	417	92	30.7	36.6	11.6
	2009	-	4,613	4,311	274	28	24.7	29.2	9.0
Diabetes Mellitus ICD-10: E10-E14	2019	7	6,158	4,728	1,235	186	29.0	28.8	34.3
	2009	-	4,899	3,933	883	81	26.2	26.6	29.0
Suicide ICD-10: X60-X84, U03, Y87.0	2019	8	3,427	3,121	211	89	16.1	19.0	5.9
	2009	-	2,854	2,630	165	59	15.3	17.8	5.4
Nephritis ICD-10: N00-N07, N17-N19, N25-N27	2019	9	3,242	2,507	639	94	15.2	15.2	17.7
	2009	-	3,046	2,443	555	48	16.3	16.5	18.2
Chronic Liver Dis/Cirrhosis ICD-10: K70, K73-K74	2019	10	3,186	2,925	196	60	15.0	17.8	5.4
	2009	-	2,361	2,165	153	42	12.6	14.7	5.0
Hypertension ICD-10: I10, I12, I15	2019	11	2,737	2,164	520	53	12.9	13.2	14.4
	2009	-	1,866	1,485	360	21	10.0	10.1	11.8
Influenza and Pneumonia ICD-10: J09-J18	2019	12	2,703	2,343	292	67	12.7	14.3	8.1
	2009	-	2,405	2,121	249	32	12.9	14.4	8.2
Parkinsons Disease ICD-10: G20-G21	2019	13	2,666	2,482	148	36	12.5	15.1	4.1
	2009	-	1,631	1,563	55	13	8.7	10.6	1.8
Septicemia ICD-10: A40-A41	2019	14	2,527	2,080	391	54	11.9	12.7	10.9
	2009	-	1,873	1,547	294	31	10.0	10.5	9.6
Homicide ICD-10: X85-Y09, Y87.1	2019	15	1,331	574	709	43	6.3	3.5	19.7
	2009	-	1,135	553	548	32	6.1	3.7	18.0
Benign Neoplasms ICD-10: D00-D48	2019	16	1,185	1,038	116	31	5.6	6.3	3.2
	2009	-	1,155	1,038	103	14	6.2	7.0	3.4
Pneumonitis ICD-10: J69	2019	17	1,156	1,010	119	27	5.4	6.1	3.3
	2009	-	796	706	80	9	4.3	4.8	2.6
Perinatal Period Conditions ICD-10: P00-P96	2019	18	714	340	306	62	3.4	2.1	8.5
	2009	-	770	370	362	35	4.1	2.5	11.9
HIV ICD-10: B20-B24	2019	19	692	293	384	13	3.3	1.8	10.7
	2009	-	1,232	473	745	14	6.6	3.2	24.4
Aortic Aneurysm & Dissection ICD-10: I71	2019	20	670	584	74	12	3.2	3.6	2.1
	2009	-	776	708	59	9	4.1	4.8	1.9
Nutritional Deficiencies ICD-10: E40-E64	2019	21	604	520	65	19	2.8	3.2	1.8
	2009	-	124	104	18	2	0.7	0.7	0.6
Congenital Malformations ICD-10: Q00-Q99	2019	22	583	443	111	26	2.7	2.7	3.1
	2009	-	619	441	158	20	3.3	3.0	5.2
Med/Surg Comp ICD-10: Y40-Y84,Y88	2019	23	421	341	72	8	2.0	2.1	2.0
	2009	-	157	126	28	3	0.8	0.9	0.9
Anemias ICD-10: D50-D64	2019	24	415	307	94	13	2.0	1.9	2.6
	2009	-	330	235	92	3	1.8	1.6	3.0
Viral Hepatitis ICD-10: B15-B19	2019	25	386	323	51	11	1.8	2.0	1.4
	2009	-	615	544	61	10	3.3	3.7	2.0

ICD-10 codes associated with each cause of death group are presented in Appendix 3.

GRAPH D-2: PERCENT DISTRIBUTION OF RESIDENT RACE-SPECIFIC DEATHS FOR 25 LEADING CAUSES, FLORIDA, 2019



* ICD-10 codes associated with each cause of death group are presented in Appendix 3.

**CHART D-4: RESIDENT DEATHS FOR LEADING CAUSES
AND RATES PER 100,000 POPULATION, BY AGE GROUP, FLORIDA, 2019**

AGE	CAUSE OF DEATH	ICD-10 CODES	DEATHS	RATE
<1	Total		1,328	613.2
	Perinatal Period Conditions	(P00-P96)	704	325.1
	Congenital Malformations	(Q00-Q99)	250	115.4
	Unintentional Injury	(V01-X59,Y85-Y86)	89	41.1
	Sudden Infant Death Syndrome	(R95)	60	27.7
	Heart Diseases	(I00-I09,I11,I13,I20-I51)	21	9.7
1-4	Total		222	24.0
	Unintentional Injury	(V01-X59,Y85-Y86)	90	9.7
	Congenital Malformations	(Q00-Q99)	27	2.9
	Malignant Neoplasms (Cancer)	(C00-C97)	17	1.8
	Homicide	(X85-Y09,Y87.1)	13	1.4
5-14	Total		304	12.9
	Unintentional Injury	(V01-X59,Y85-Y86)	87	3.7
	Malignant Neoplasms (Cancer)	(C00-C97)	47	2.0
	Suicide	(X60-X84,Y87.0)	27	1.1
	Congenital Malformations	(Q00-Q99)	18	0.8
15-24	Total		1,864	75.3
	Unintentional Injury	(V01-X59,Y85-Y86)	836	33.8
	Homicide	(X85-Y09,Y87.1)	312	12.6
	Suicide	(X60-X84,Y87.0)	292	11.8
	Malignant Neoplasms (Cancer)	(C00-C97)	77	3.1
25-34	Total		4,088	146.6
	Unintentional Injury	(V01-X59,Y85-Y86)	1,860	66.7
	Suicide	(X60-X84,Y87.0)	453	16.2
	Homicide	(X85-Y09,Y87.1)	402	14.4
	Malignant Neoplasms (Cancer)	(C00-C97)	269	9.6
35-44	Total		5,600	218.1
	Unintentional Injury	(V01-X59,Y85-Y86)	1,934	75.3
	Malignant Neoplasms (Cancer)	(C00-C97)	708	27.6
	Heart Diseases	(I00-I09,I11,I13,I20-I51)	632	24.6
	Suicide	(X60-X84,Y87.0)	417	16.2
45-54	Total		10,783	393.0
	Malignant Neoplasms (Cancer)	(C00-C97)	2,409	87.8
	Heart Diseases	(I00-I09,I11,I13,I20-I51)	1,887	68.8
	Unintentional Injury	(V01-X59,Y85-Y86)	1,739	63.4
	Suicide	(X60-X84,Y87.0)	607	22.1
55-64	Total		25,859	907.7
	Malignant Neoplasms (Cancer)	(C00-C97)	8,014	281.3
	Heart Diseases	(I00-I09,I11,I13,I20-I51)	5,199	182.5
	Unintentional Injury	(V01-X59,Y85-Y86)	1,765	62.0
	Chronic Lower Respiratory Diseases (CLRD)	(J40-J47)	1,323	46.4
65-74	Total		1,091	38.3
	Diabetes Mellitus	(E10-E14)	1,091	38.3
	Total		39,389	1,648.3
	Malignant Neoplasms (Cancer)	(C00-C97)	12,871	538.6
	Heart Diseases	(I00-I09,I11,I13,I20-I51)	8,323	348.3
75-84	Total		2,846	119.1
	Chronic Lower Respiratory Diseases (CLRD)	(J40-J47)	2,846	119.1
	Cerebrovascular Diseases (Stroke)	(I60-I69)	1,855	77.6
	Diabetes Mellitus	(E10-E14)	1,604	67.1
	Total		51,771	3,743.5
85+	Total		12,791	924.9
	Malignant Neoplasms (Cancer)	(C00-C97)	12,791	924.9
	Heart Diseases	(I00-I09,I11,I13,I20-I51)	11,847	856.7
	Chronic Lower Respiratory Diseases (CLRD)	(J40-J47)	3,905	282.4
	Cerebrovascular Diseases (Stroke)	(I60-I69)	3,613	261.3
85+	Total		1,854	134.1
	Alzheimers Disease	(G30)	1,854	134.1
	Total		65,767	11,557.3
	Heart Diseases	(I00-I09,I11,I13,I20-I51)	18,853	3,313.1
	Malignant Neoplasms (Cancer)	(C00-C97)	8,358	1,468.8
85+	Cerebrovascular Diseases (Stroke)	(I60-I69)	6,976	1,225.9
	Alzheimers Disease	(G30)	4,162	731.4
	Chronic Lower Respiratory Diseases (CLRD)	(J40-J47)	3,608	634.0

CHART D-5: RESIDENT HEART DISEASE DEATHS AND RATES PER 100,000 POPULATION, BY RACE AND GENDER, FLORIDA, CENSUS YEARS 1970-2000 AND 2009-2019

YEAR ^{1,2}	NUMBER OF DEATHS							RATES PER 100,000 POPULATION					
	TOTAL	WHITE		BLACK		OTHER		AADR	TOTAL	WHITE		BLACK	
		MALE	FEMALE	MALE	FEMALE	MALE	FEMALE			MALE	FEMALE	MALE	FEMALE
1970	26,941	14,837	9,295	1,483	1,269	14	3	409.5	396.8	537.0	314.4	297.4	233.7
1980	38,773	20,560	14,999	1,640	1,539	19	8	351.5	394.0	509.9	344.2	252.7	214.4
1990	45,437	22,208	19,494	1,833	1,826	49	17	286.5	348.7	414.5	343.1	214.4	195.1
2000	50,016	22,911	22,556	2,060	2,254	96	62	235.9	311.1	354.6	334.7	172.2	174.6
2009	41,202	19,886	16,694	2,130	1,983	273	226	152.8	220.2	274.4	222.2	145.2	125.3
2010	41,241	19,899	16,728	2,109	1,937	304	237	158.3	219.1	273.5	221.9	142.2	121.1
2011	40,522	19,622	16,478	1,967	1,923	253	205	155.8	213.9	268.0	217.1	131.6	119.3
2012	41,643	19,941	16,902	2,160	2,083	293	246	155.1	217.8	270.8	221.4	141.7	127.0
2013	42,249	20,415	16,934	2,176	2,023	321	339	152.6	218.7	275.2	220.3	140.4	121.1
2014	43,747	21,062	17,541	2,295	2,104	419	307	153.0	223.4	280.7	225.6	145.4	123.8
2015	45,199	21,996	17,872	2,355	2,139	462	350	153.3	227.2	289.1	226.7	146.3	123.3
2016	45,625	21,974	18,019	2,472	2,353	427	356	150.7	225.5	284.6	225.2	150.6	133.1
2017	46,159	22,530	17,781	2,624	2,311	517	372	148.5	224.6	287.9	219.0	157.1	128.4
2018	46,929	22,915	17,856	2,697	2,435	577	405	147.7	223.9	287.7	216.3	157.7	132.4
2019	47,044	23,012	17,881	2,729	2,465	490	420	143.5	221.2	285.0	213.7	157.1	132.0

1. Age-Adjusted Death Rates (AADR) for 1970-2019 use the 2000 estimated standard million population.
 2. ICD Revision Used: 1968-1978 (ICD-8), 1979-1998 (ICD-9), and 1999-2019 (ICD-10).

GRAPH D-3: RESIDENT HEART DISEASE DEATH RATES PER 100,000 POPULATION, BY RACE AND GENDER, FLORIDA, 2009-2019

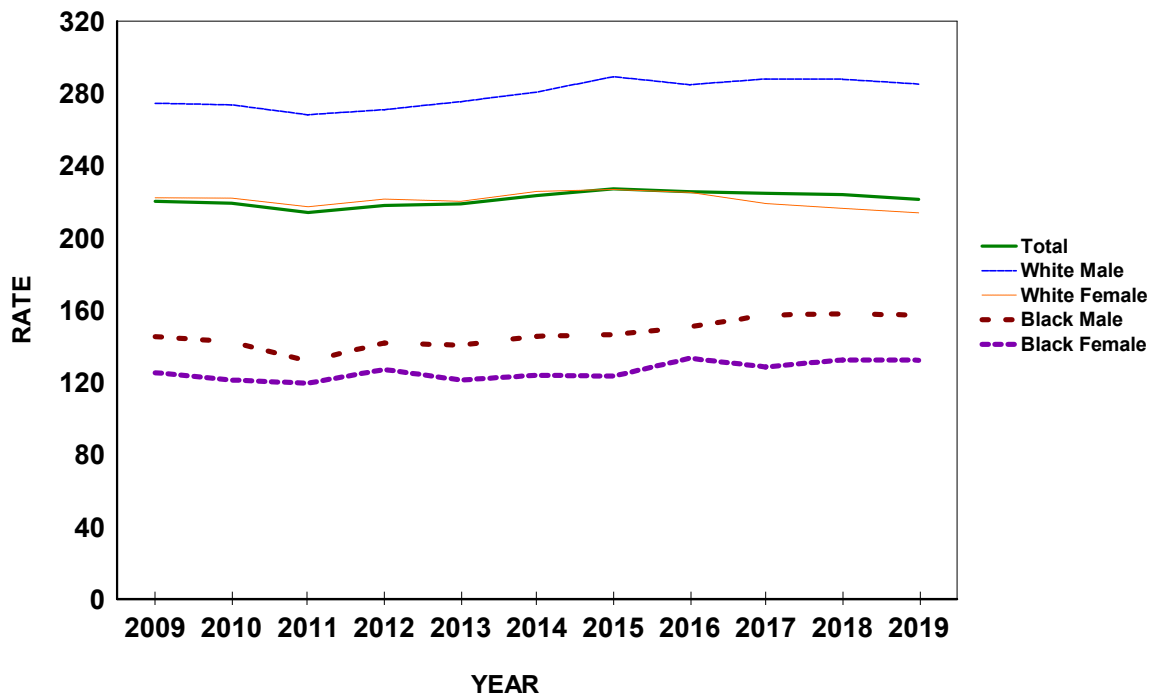


CHART D-6: RESIDENT MALIGNANT NEOPLASM (CANCER) DEATHS AND RATES PER 100,000 POPULATION, BY RACE AND GENDER, FLORIDA, CENSUS YEARS 1970-2000 AND 2009-2019

YEAR ^{1,2}	NUMBER OF DEATHS							RATES PER 100,000 POPULATION						
	TOTAL	WHITE		BLACK		OTHER		AADR	TOTAL	WHITE		BLACK		
		MALE	FEMALE	MALE	FEMALE	MALE	FEMALE			MALE	FEMALE	MALE	FEMALE	
1970	13,709	7,081	5,123	909	581	4	2	194.4	201.9	256.3	173.3	182.3	107.0	
1980	23,762	12,201	9,317	1,347	862	15	12	202.8	241.5	302.6	213.8	207.5	120.1	
1990	33,541	16,588	13,786	1,805	1,279	47	29	208.0	257.4	309.6	242.6	211.2	136.7	
2000	38,622	18,815	16,023	1,906	1,638	81	85	187.8	240.3	291.2	237.7	159.3	126.9	
2009	40,817	19,592	16,695	2,066	1,859	293	304	162.9	218.1	270.3	222.2	140.8	117.4	
2010	40,883	19,611	16,630	2,112	1,906	326	285	161.2	217.2	269.5	220.6	142.4	119.1	
2011	41,221	19,704	16,643	2,134	1,988	331	338	162.6	217.6	269.1	219.3	142.8	123.4	
2012	41,696	20,041	16,805	2,207	1,919	336	370	160.9	218.1	272.1	220.2	144.8	117.0	
2013	42,350	20,311	17,021	2,223	2,009	372	385	158.7	219.3	273.8	221.4	143.5	120.3	
2014	42,330	20,288	16,941	2,117	2,086	441	428	154.2	216.2	270.4	217.9	134.1	122.7	
2015	43,877	21,000	17,410	2,358	2,166	447	475	154.8	220.5	276.0	220.8	146.4	124.9	
2016	44,237	21,053	17,561	2,261	2,342	496	500	151.5	218.7	272.7	219.4	137.8	132.5	
2017	44,862	21,301	17,735	2,494	2,287	512	508	149.4	218.2	272.2	218.5	149.3	127.1	
2018	45,199	21,347	17,960	2,451	2,377	503	525	146.2	215.7	268.0	217.6	143.4	129.2	
2019	45,562	21,368	18,010	2,548	2,504	526	578	142.8	214.2	264.7	215.3	146.7	134.1	

1. Age-Adjusted Death Rates (AADR) for 1970-2019 use the 2000 estimated standard million population.
 2. ICD Revision Used: 1970 (ICD-8), 1980-1998 (ICD-9), and 1999-2019 (ICD-10).

GRAPH D-4: RESIDENT MALIGNANT NEOPLASM (CANCER) DEATH RATES PER 100,000 POPULATION, BY RACE AND GENDER, FLORIDA, 2009-2019

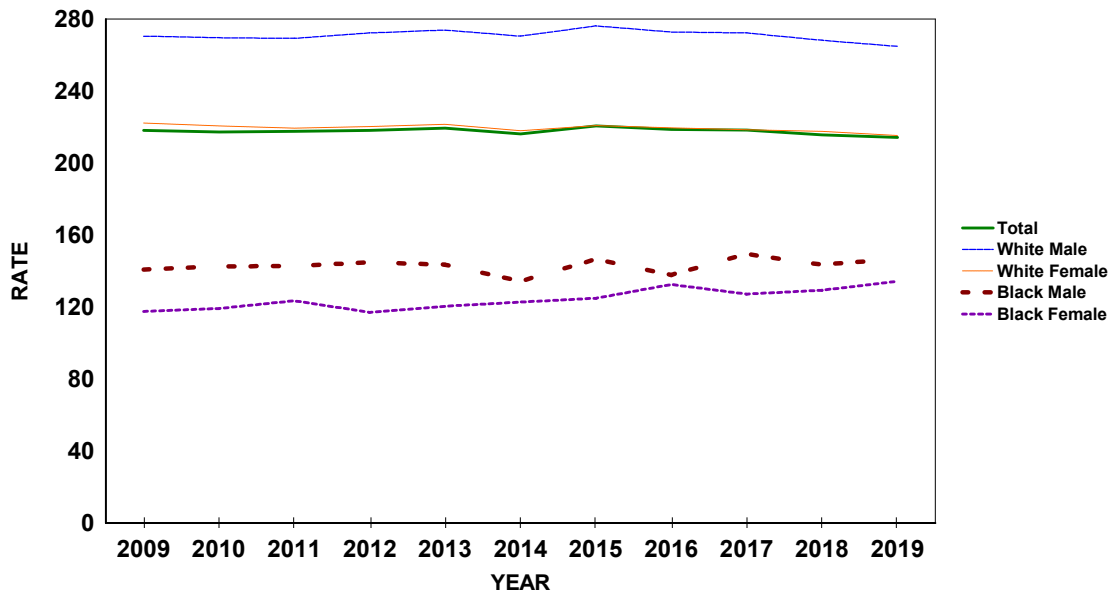


CHART D-7: RESIDENT CEREBROVASCULAR DISEASES (STROKE) DEATHS AND RATES PER 100,000 POPULATION, BY RACE AND GENDER, FLORIDA, CENSUS YEARS 1970-2000 AND 2009-2019

YEAR ^{1,2}	NUMBER OF DEATHS							RATES PER 100,000 POPULATION						
	TOTAL	WHITE		BLACK		OTHER		AADR	TOTAL	WHITE		BLACK		
		MALE	FEMALE	MALE	FEMALE	MALE	FEMALE			MALE	FEMALE	MALE	FEMALE	
1970	8,541	3,497	3,814	570	642	4	3	139.2	125.8	126.6	129.0	114.3	118.2	
1980	9,192	3,546	4,552	505	581	2	3	87.3	93.4	87.9	104.4	77.8	81.0	
1990	8,416	3,115	4,309	428	542	6	15	53.5	64.6	58.1	75.8	50.1	57.9	
2000	10,381	3,865	5,317	487	657	24	24	48.6	64.6	59.8	78.9	40.7	50.9	
2009	8,385	3,018	4,154	459	609	64	79	30.9	44.8	41.6	55.3	31.3	38.5	
2010	8,324	2,961	4,123	470	605	64	95	32.0	44.2	40.7	54.7	31.7	37.8	
2011	8,327	2,999	4,082	489	595	68	85	32.0	44.0	41.0	53.8	32.7	36.9	
2012	8,372	2,905	4,175	491	617	78	103	31.2	43.8	39.4	54.7	32.2	37.6	
2013	8,611	3,163	4,110	542	587	75	121	31.1	44.6	42.6	53.5	35.0	35.2	
2014	9,605	3,385	4,721	581	694	100	118	33.4	49.1	45.1	60.7	36.8	40.8	
2015	11,410	4,067	5,623	619	823	134	141	38.1	57.3	53.5	71.3	38.4	47.4	
2016	11,843	4,207	5,878	661	793	140	159	38.5	58.5	54.5	73.5	40.3	44.9	
2017	12,557	4,333	6,254	731	895	156	173	39.6	61.1	55.4	77.0	43.8	49.7	
2018	13,238	4,681	6,555	749	932	142	164	41.0	63.2	58.8	79.4	43.8	50.7	
2019	13,868	4,840	6,879	779	1,039	135	189	41.4	65.2	60.0	82.2	44.9	55.7	

1. Age-Adjusted Death Rates (AADR) for 1970-2019 use the 2000 estimated standard million population.
 2. ICD Revision Used: 1968-1978 (ICD-8), 1979-1998 (ICD-9), and 1999-2019 (ICD-10).

GRAPH D-5: RESIDENT CEREBROVASCULAR DISEASES (STROKE) DEATH RATES PER 100,000 POPULATION, BY RACE AND GENDER, FLORIDA, 2009-2019

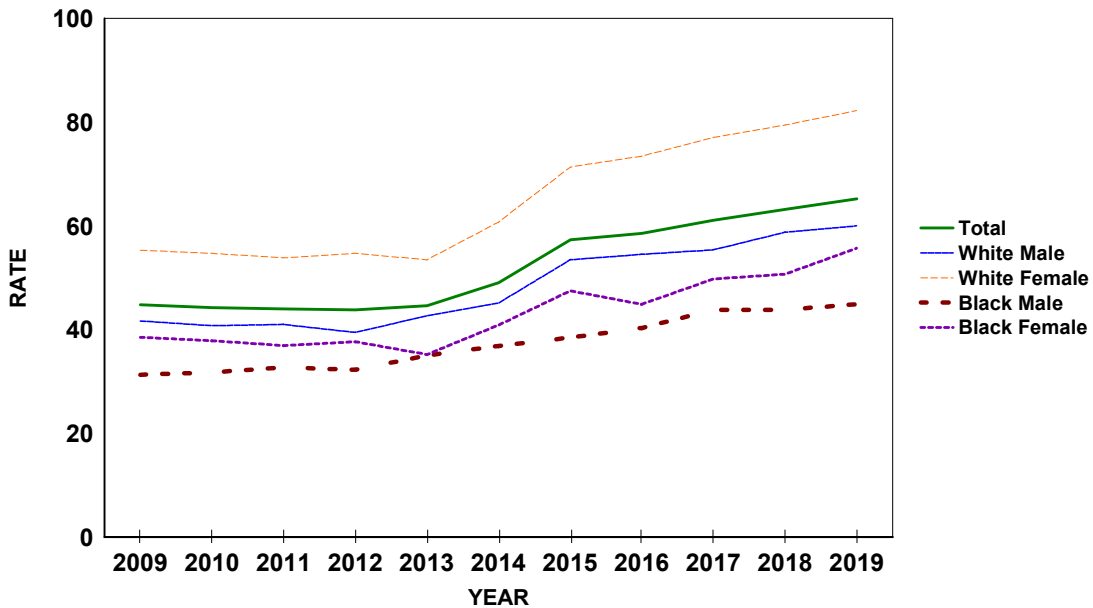


CHART D-8: RESIDENT CHRONIC LOWER RESPIRATORY DISEASE (CLRD) DEATHS AND RATES PER 100,000 POPULATION, BY RACE AND GENDER, FLORIDA, CENSUS YEARS 1970-2000 AND 2009-2019

YEAR ^{1,2}	NUMBER OF DEATHS							RATES PER 100,000 POPULATION						
	TOTAL	WHITE		BLACK		OTHER		AADR	TOTAL	WHITE		BLACK		
		MALE	FEMALE	MALE	FEMALE	MALE	FEMALE			MALE	FEMALE	MALE	FEMALE	
1970	1,555	1,119	303	92	40	0	0	21.4	22.9	40.5	10.2	18.4	7.4	
1980	3,319	2,138	979	162	38	2	0	27.4	33.7	53.0	22.5	25.0	5.3	
1990	5,660	2,901	2,429	235	90	3	2	33.6	43.4	54.1	42.7	27.5	9.6	
2000	8,605	3,883	4,262	250	180	8	9	39.9	53.5	60.1	63.2	20.9	13.9	
2009	10,163	4,459	5,104	291	230	43	32	38.3	54.3	61.5	67.9	19.8	14.5	
2010	10,268	4,560	5,120	275	223	47	38	39.3	54.6	62.7	67.9	18.5	13.9	
2011	10,241	4,607	5,024	309	210	48	35	39.3	54.1	62.9	66.2	20.7	13.0	
2012	10,525	4,664	5,222	296	254	46	40	39.2	55.1	63.3	68.4	19.4	15.5	
2013	11,328	4,965	5,629	325	282	70	53	41.0	58.7	66.9	73.2	21.0	16.9	
2014	11,089	4,762	5,538	356	307	53	72	38.9	56.6	63.5	71.2	22.6	18.1	
2015	11,685	5,095	5,816	342	288	72	68	39.6	58.7	67.0	73.8	21.2	16.6	
2016	11,964	5,199	5,893	382	353	72	62	39.3	59.1	67.3	73.6	23.3	20.0	
2017	12,590	5,426	6,218	400	357	90	92	40.0	61.2	69.3	76.6	23.9	19.8	
2018	12,346	5,387	6,065	381	353	70	74	38.4	58.9	67.6	73.5	22.3	19.2	
2019	12,005	5,245	5,902	388	334	63	64	36.1	56.4	65.0	70.5	22.3	17.9	

1. Age-Adjusted Death Rates (AADR) for 1970-2019 use the 2000 estimated standard million population.
 2. ICD Revision Used: 1968-1978 (ICD-8), 1979-1998 (ICD-9), and 1999-2019 (ICD-10).

GRAPH D-6: RESIDENT CHRONIC LOWER RESPIRATORY DISEASE (CLRD) DEATH RATES PER 100,000 POPULATION, BY RACE AND GENDER, FLORIDA, 2009-2019

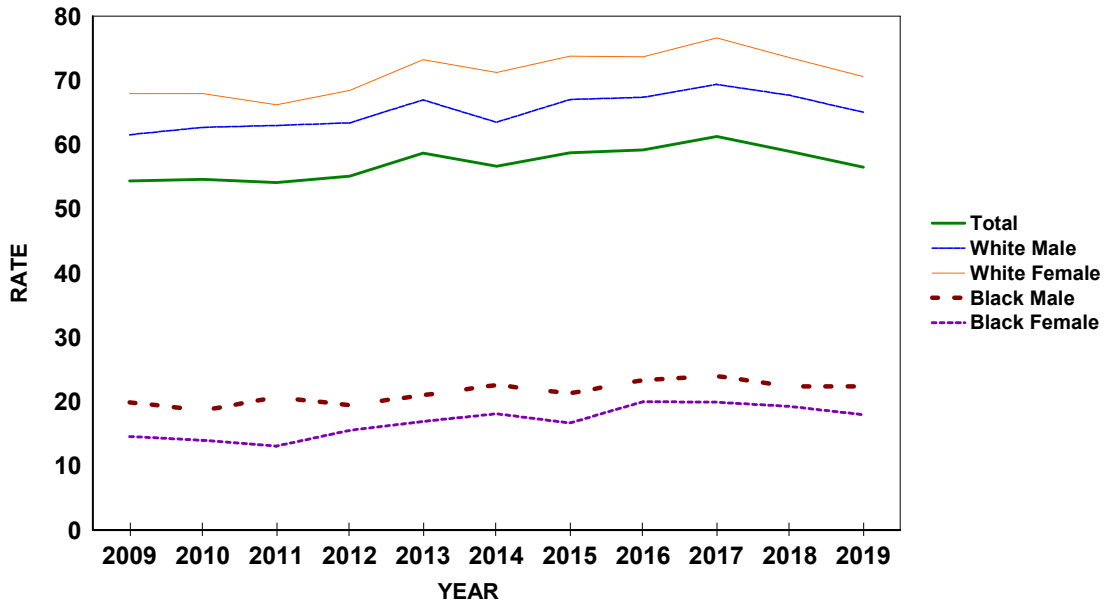


CHART D-9: RESIDENT UNINTENTIONAL INJURY (ACCIDENT) DEATHS AND RATES PER 100,000 POPULATION, BY RACE AND GENDER, FLORIDA, CENSUS YEARS 1970-2000 AND 2009-2019

YEAR ^{1,2}	NUMBER OF DEATHS							RATES PER 100,000 POPULATION					
	TOTAL	WHITE		BLACK		OTHER		AADR		WHITE		BLACK	
		MALE	FEMALE	MALE	FEMALE	MALE	FEMALE	TOTAL	TOTAL	MALE	FEMALE	MALE	FEMALE
1970	4,254	2,327	1,060	650	203	8	2	65.4	62.7	84.2	35.9	130.3	37.4
1980	5,090	2,981	1,265	597	219	16	7	51.1	51.7	73.9	29.0	92.0	30.5
1990	5,001	2,822	1,375	566	204	24	10	36.9	38.4	52.7	24.2	66.2	21.8
2000	6,388	3,647	1,832	592	244	33	14	37.8	39.7	56.4	27.2	49.5	18.9
2009	8,779	4,954	2,792	578	276	116	58	43.0	46.9	68.3	37.2	39.4	17.4
2010	8,644	4,837	2,814	540	264	111	67	41.8	45.9	66.5	37.3	36.4	16.5
2011	8,475	4,717	2,810	556	239	97	42	40.3	44.7	64.4	37.0	37.2	14.8
2012	8,561	4,608	2,930	584	244	116	66	39.4	44.8	62.6	38.4	38.3	14.9
2013	8,534	4,649	2,886	528	271	101	78	38.7	44.2	62.7	37.5	34.1	16.2
2014	9,128	4,937	3,026	648	279	144	84	40.7	46.6	65.8	38.9	41.1	16.4
2015	10,346	5,603	3,401	769	300	163	99	45.9	52.0	73.6	43.1	47.8	17.3
2016	12,522	7,023	3,926	883	376	203	101	55.7	61.9	91.0	49.1	53.8	21.3
2017	12,812	7,182	3,904	958	424	234	95	56.0	62.3	91.8	48.1	57.3	23.6
2018	12,616	6,943	3,925	1,035	367	215	118	53.8	60.2	87.2	47.6	60.5	19.9
2019	13,213	7,395	4,031	1,028	408	229	111	55.5	62.1	91.6	48.2	59.2	21.9

1. Age-Adjusted Death Rates (AADR) for 1970-2019 use the 2000 estimated standard million population.
 2. ICD Revision Used: 1968-1978 (ICD-8), 1979-1998 (ICD-9), and 1999-2019 (ICD-10).

GRAPH D-7: RESIDENT UNINTENTIONAL INJURY (ACCIDENT) DEATH RATES PER 100,000 POPULATION, BY RACE AND GENDER, FLORIDA, 2009-2019

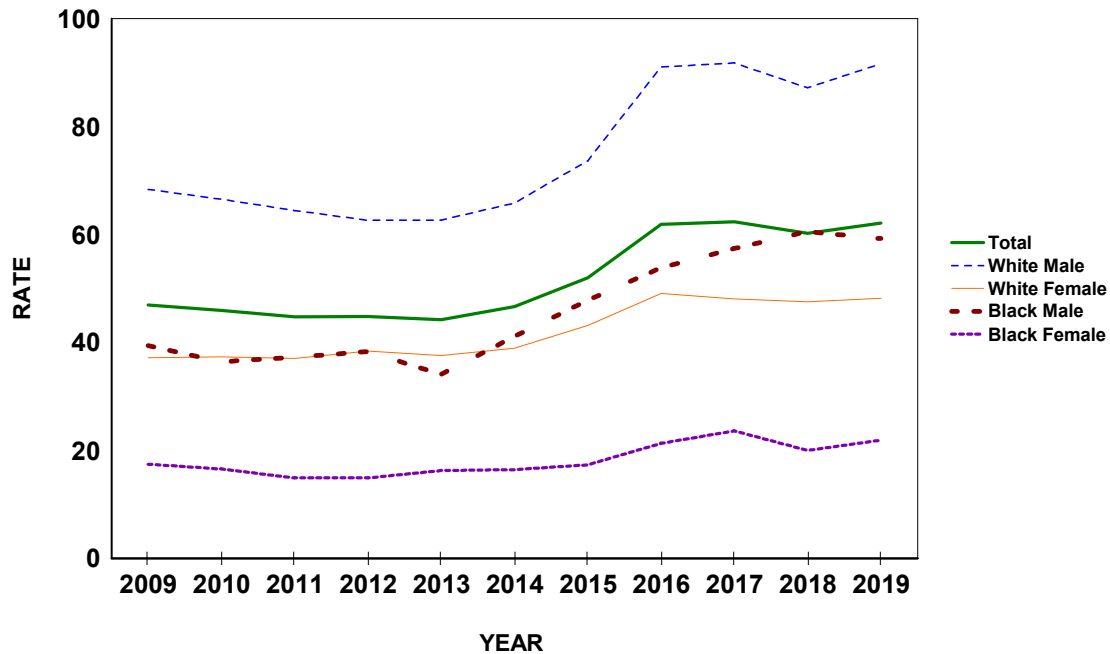


CHART D-10: RESIDENT HUMAN IMMUNODEFICIENCY VIRUS (HIV) DEATHS AND RATES PER 100,000 POPULATION, BY RACE AND GENDER, FLORIDA, CENSUS YEARS 1990 AND 2000 AND 2009-2019

YEAR ^{1,2}	NUMBER OF DEATHS							RATES PER 100,000 POPULATION					
	TOTAL	WHITE		BLACK		OTHER		AADR	TOTAL	WHITE		BLACK	
		MALE	FEMALE	MALE	FEMALE	MALE	FEMALE			MALE	FEMALE	MALE	FEMALE
1990	2,239	1,255	94	621	264	5	0	17.9	17.2	23.4	1.7	72.6	28.2
2000	1,809	619	127	632	428	0	0	11.4	11.3	9.6	1.9	52.8	33.2
2009	1,232	375	98	445	300	10	4	6.5	6.6	5.2	1.3	30.3	19.0
2010	1,066	322	83	397	249	9	6	5.4	5.7	4.4	1.1	26.8	15.6
2011	1,005	290	82	367	251	9	5	5.1	5.3	4.0	1.1	24.6	15.6
2012	923	264	58	329	264	4	4	4.6	4.8	3.6	0.8	21.6	16.1
2013	935	291	74	330	223	9	6	4.5	4.8	3.9	1.0	21.3	13.4
2014	878	280	63	305	214	9	6	4.1	4.5	3.7	0.8	19.3	12.6
2015	873	313	62	283	199	8	7	4.0	4.4	4.1	0.8	17.6	11.5
2016	864	282	74	294	201	5	6	3.8	4.3	3.7	0.9	17.9	11.4
2017	749	232	64	253	190	8	2	3.2	3.6	3.0	0.8	15.1	10.6
2018	692	236	52	221	168	11	2	2.9	3.3	3.0	0.6	12.9	9.1
2019	692	241	52	249	135	11	2	2.8	3.3	3.0	0.6	14.3	7.2

1. Age-Adjusted Death Rates (AADR) for 1990-2019 use the 2000 estimated standard million population.
 2. ICD Revision Used: 1979-1998 (ICD-9), and 1999-2019 (ICD-10).

GRAPH D-8: RESIDENT HUMAN IMMUNODEFICIENCY VIRUS (HIV) DEATH RATES PER 100,000 POPULATION, BY RACE AND GENDER, FLORIDA, 2009-2019

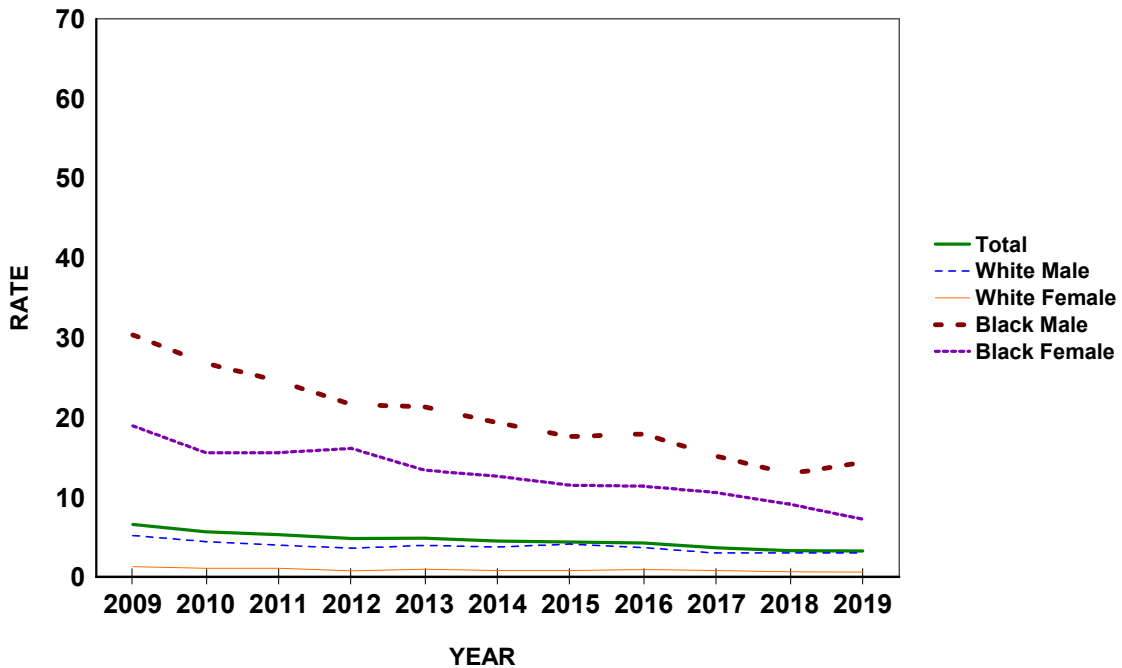


CHART D-11: RESIDENT INFLUENZA & PNEUMONIA DEATHS AND RATES PER 100,000 POPULATION, BY RACE AND GENDER, FLORIDA, CENSUS YEARS 1970-2000 AND 2009-2019

YEAR ^{1,2}	NUMBER OF DEATHS							RATES PER 100,000 POPULATION					
	TOTAL	WHITE		BLACK		OTHER		AADR		WHITE		BLACK	
		MALE	FEMALE	MALE	FEMALE	MALE	FEMALE	TOTAL	TOTAL	MALE	FEMALE	MALE	FEMALE
1970	2,361	1,048	786	341	182	1	0	37.3	34.8	37.9	26.6	68.4	33.5
1980	2,164	1,015	859	192	96	1	1	21.3	22.0	25.2	19.7	29.6	13.4
1990	3,476	1,566	1,569	183	146	6	4	22.7	26.7	29.2	27.6	21.4	15.6
2000	3,336	1,426	1,600	143	145	10	5	15.7	20.8	22.1	23.7	12.0	11.2
2009	2,405	1,091	1,030	129	120	12	19	9.2	12.9	15.1	13.7	8.8	7.6
2010	2,217	1,000	926	126	138	16	9	8.6	11.8	13.7	12.3	8.5	8.6
2011	2,418	1,092	1,051	129	111	12	17	9.4	12.8	14.9	13.8	8.6	6.9
2012	2,304	1,061	955	112	129	29	18	8.6	12.1	14.4	12.5	7.3	7.9
2013	2,644	1,132	1,128	154	171	31	26	9.7	13.7	15.3	14.7	9.9	10.2
2014	2,663	1,206	1,115	131	163	24	21	9.6	13.6	16.1	14.3	8.3	9.6
2015	2,666	1,195	1,124	161	133	28	24	9.1	13.4	15.7	14.3	10.0	7.7
2016	2,807	1,220	1,185	168	177	33	24	9.6	13.9	15.8	14.8	10.2	10.0
2017	3,040	1,337	1,307	160	164	42	29	9.8	14.8	17.1	16.1	9.6	9.1
2018	3,082	1,345	1,315	160	180	48	32	9.8	14.7	16.9	15.9	9.4	9.8
2019	2,703	1,201	1,142	144	148	31	36	8.4	12.7	14.9	13.6	8.3	7.9

1. Age-Adjusted Death Rates (AADR) for 1970-2019 use the 2000 estimated standard million population.
 2. ICD Revision Used: 1968-1978 (ICD-8), 1979-1998 (ICD-9), and 1999-2019 (ICD-10).

GRAPH D-9: RESIDENT INFLUENZA AND PNEUMONIA DEATH RATES PER 100,000 POPULATION, BY RACE AND GENDER, FLORIDA, 2009-2019

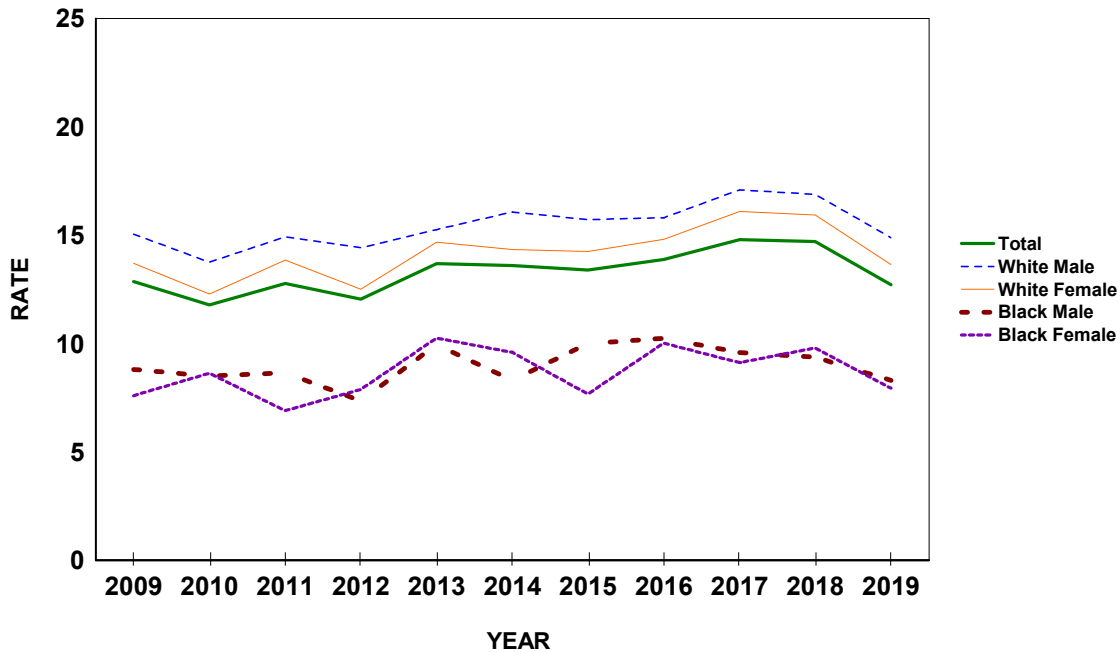


CHART D-12: RESIDENT DIABETES MELLITUS DEATHS AND RATES PER 100,000 POPULATION, BY RACE AND GENDER, FLORIDA, CENSUS YEARS 1970-2000 AND 2009-2019

YEAR ^{1,2}	NUMBER OF DEATHS							RATES PER 100,000 POPULATION					
	TOTAL	WHITE		BLACK		OTHER		AADR TOTAL	TOTAL	WHITE		BLACK	
		MALE	FEMALE	MALE	FEMALE	MALE	FEMALE			MALE	FEMALE	MALE	FEMALE
1970	1,265	503	486	91	182	1	1	18.5	18.6	18.2	16.4	18.2	33.5
1980	1,618	643	683	96	194	1	1	14.2	16.4	15.9	15.7	14.8	27.0
1990	2,952	1,235	1,199	171	335	7	3	18.4	22.7	23.0	21.1	20.0	35.8
2000	4,463	1,995	1,658	300	477	19	7	21.5	27.8	30.9	24.6	25.1	36.9
2009	4,899	2,297	1,635	414	469	44	37	19.5	26.2	31.7	21.8	28.2	29.6
2010	4,992	2,262	1,729	418	482	62	38	19.7	26.5	31.1	22.9	28.2	30.1
2011	5,044	2,233	1,725	442	528	55	53	19.9	26.6	30.5	22.7	29.6	32.8
2012	5,064	2,324	1,678	445	505	57	54	19.6	26.5	31.6	22.0	29.2	30.8
2013	5,209	2,336	1,687	506	552	76	50	19.6	27.0	31.5	21.9	32.7	33.1
2014	5,324	2,476	1,671	485	561	62	64	19.6	27.2	33.0	21.5	30.7	33.0
2015	5,394	2,536	1,642	544	512	82	77	19.1	27.1	33.3	20.8	33.8	29.5
2016	5,780	2,705	1,790	551	556	106	67	20.1	28.6	35.0	22.4	33.6	31.5
2017	6,151	2,816	1,916	635	599	109	67	20.7	29.9	36.0	23.6	38.0	33.3
2018	6,195	2,964	1,849	626	577	93	81	20.4	29.6	37.2	22.4	36.6	31.4
2019	6,158	2,928	1,800	614	621	96	90	19.7	29.0	36.3	21.5	35.4	33.3

1. Age-Adjusted Death Rates (AADR) for 1970-2019 use the 2000 estimated standard million population.
 2. ICD Revision Used: 1968-1978 (ICD-8), 1979-1998 (ICD-9), and 1999-2019 (ICD-10).

GRAPH D-10: RESIDENT DIABETES MELLITUS DEATH RATES PER 100,000 POPULATION, BY RACE AND GENDER, FLORIDA, 2009-2019

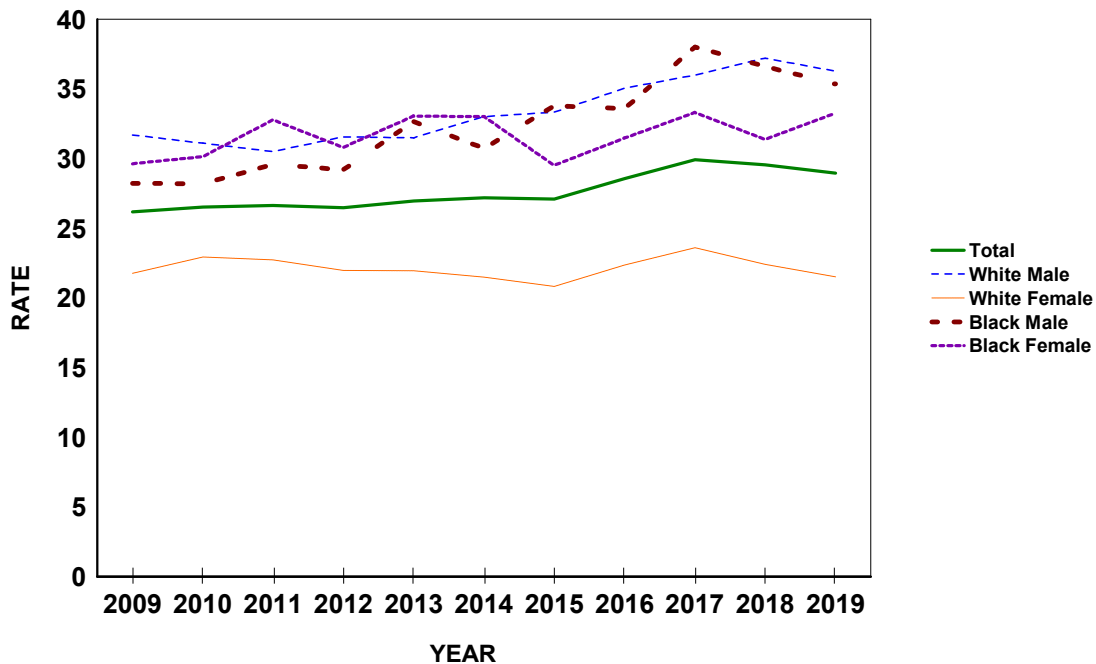


CHART D-13: RESIDENT SUICIDE DEATHS AND RATES PER 100,000 POPULATION, BY RACE AND GENDER, FLORIDA, CENSUS YEARS 1970-2000 AND 2009-2019

YEAR ^{1,2}	NUMBER OF DEATHS							RATES PER 100,000 POPULATION					
	TOTAL	WHITE		BLACK		OTHER		AADR		WHITE		BLACK	
		MALE	FEMALE	MALE	FEMALE	MALE	FEMALE	TOTAL	TOTAL	MALE	FEMALE	MALE	FEMALE
1970	1,028	643	338	28	15	0	2	16.6	15.1	23.3	11.4	5.6	2.8
1980	1,522	1,027	429	52	9	3	1	15.2	15.5	25.5	9.8	8.0	1.3
1990	2,073	1,554	395	97	20	4	3	15.3	15.9	29.0	7.0	11.3	2.1
2000	2,136	1,556	419	126	19	10	2	12.6	13.3	24.1	6.2	10.5	1.5
2009	2,854	2,063	567	133	32	40	19	14.5	15.3	28.5	7.5	9.1	2.0
2010	2,753	1,999	575	97	25	44	12	13.5	14.6	27.5	7.6	6.5	1.6
2011	2,765	2,014	557	121	17	45	11	13.5	14.6	27.5	7.3	8.1	1.1
2012	2,922	2,022	663	140	25	51	21	14.1	15.3	27.5	8.7	9.2	1.5
2013	2,892	2,012	636	124	32	64	16	13.8	15.0	27.1	8.3	8.0	1.9
2014	2,961	2,078	639	125	23	71	22	13.8	15.1	27.7	8.2	7.9	1.4
2015	3,152	2,230	686	129	32	51	22	14.4	15.8	29.3	8.7	8.0	1.8
2016	3,122	2,129	715	138	37	77	23	14.1	15.4	27.6	8.9	8.4	2.1
2017	3,187	2,263	653	141	34	69	25	14.1	15.5	28.9	8.0	8.4	1.9
2018	3,552	2,548	697	167	40	65	30	15.3	16.9	32.0	8.4	9.8	2.2
2019	3,427	2,401	720	174	37	67	22	14.5	16.1	29.7	8.6	10.0	2.0

1. Age-Adjusted Death Rates (AADR) for 1970-2019 use the 2000 estimated standard million population.
 2. ICD Revision Used: 1968-1978 (ICD-8), 1979-1998 (ICD-9), and 1999-2019 (ICD-10).

GRAPH D-11: RESIDENT SUICIDE DEATH RATES PER 100,000 POPULATION, BY RACE AND GENDER, FLORIDA, 2009-2019

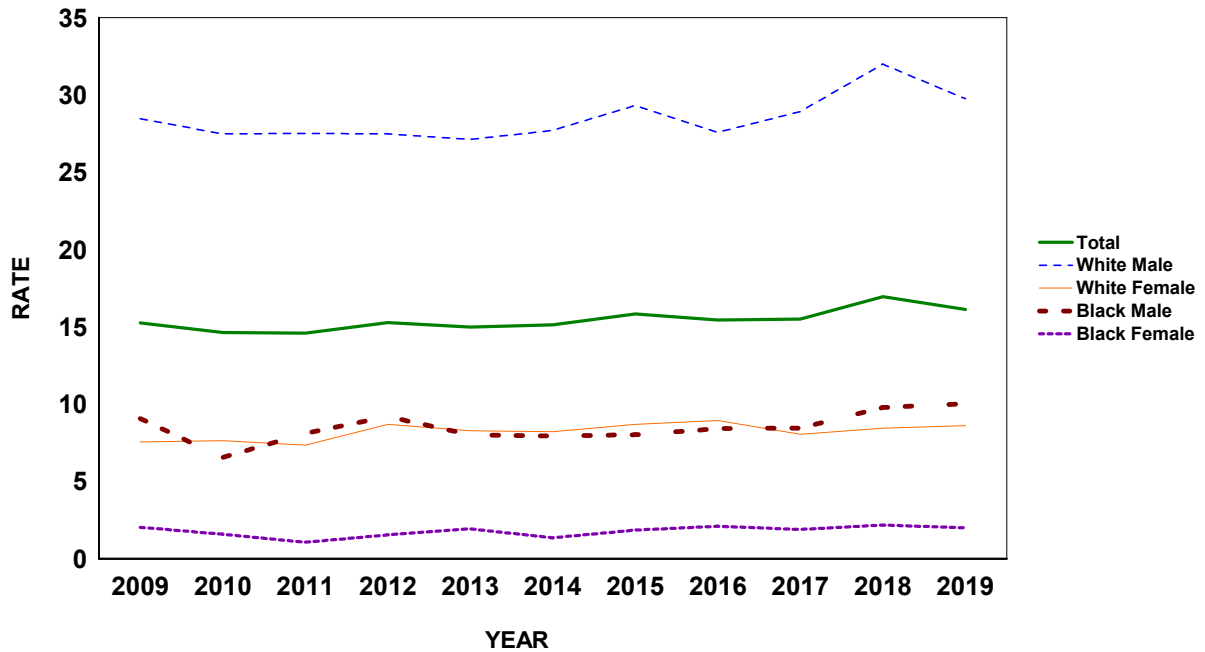


CHART D-14: RESIDENT CHRONIC LIVER DISEASE & CIRRHOSIS DEATHS AND RATES PER 100,000 POPULATION, BY RACE AND GENDER, FLORIDA, CENSUS YEARS 1970-2000 AND 2009-2019

YEAR ^{1,2}	NUMBER OF DEATHS							RATES PER 100,000 POPULATION						
	TOTAL	WHITE		BLACK		OTHER		AADR TOTAL	TOTAL	WHITE		BLACK		
		MALE	FEMALE	MALE	FEMALE	MALE	FEMALE			MALE	FEMALE	MALE	FEMALE	
1970	1,210	634	413	90	73	0	0	18.3	17.8	22.9	14.0	18.0	13.4	
1980	1,817	964	589	127	131	1	3	17.3	18.5	23.9	13.5	19.6	18.3	
1990	1,688	954	577	70	78	7	2	11.5	13.0	17.8	10.2	8.2	8.3	
2000	2,060	1,214	668	102	61	4	7	11.2	12.8	18.8	9.9	8.5	4.7	
2009	2,361	1,408	757	100	53	23	19	10.4	12.6	19.4	10.1	6.8	3.3	
2010	2,459	1,487	791	95	50	25	11	10.4	13.1	20.4	10.5	6.4	3.1	
2011	2,572	1,523	834	95	71	28	18	10.8	13.6	20.8	11.0	6.4	4.4	
2012	2,574	1,529	841	108	55	27	13	10.7	13.5	20.8	11.0	7.1	3.4	
2013	2,656	1,606	853	91	53	27	24	10.8	13.8	21.6	11.1	5.9	3.2	
2014	2,996	1,822	968	84	75	30	14	11.9	15.3	24.3	12.5	5.3	4.4	
2015	3,075	1,770	1,044	124	77	36	17	11.9	15.5	23.3	13.2	7.7	4.4	
2016	3,225	1,914	1,042	117	72	47	26	12.2	15.9	24.8	13.0	7.1	4.1	
2017	3,080	1,832	975	132	73	45	20	11.4	15.0	23.4	12.0	7.9	4.1	
2018	3,342	1,912	1,132	145	90	38	19	12.0	15.9	24.0	13.7	8.5	4.9	
2019	3,186	1,845	1,080	123	73	37	23	11.3	15.0	22.9	12.9	7.1	3.9	

1. Age-Adjusted Death Rates (AADR) for 1970-2019 use the 2000 estimated standard million population.
 2. ICD Revision Used: 1968-1978 (ICD-8), 1979-1998 (ICD-9), and 1999-2019 (ICD-10).

GRAPH D-12: RESIDENT CHRONIC LIVER DISEASE & CIRRHOSIS DEATH RATES PER 100,000 POPULATION, BY RACE AND GENDER, FLORIDA, 2009-2019

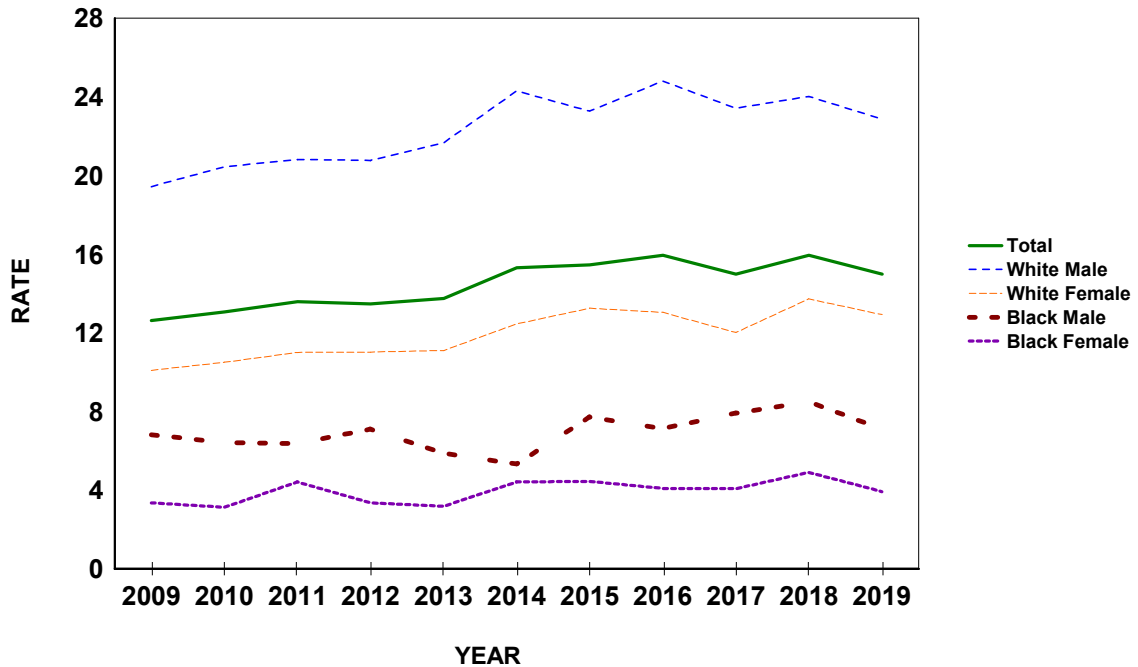
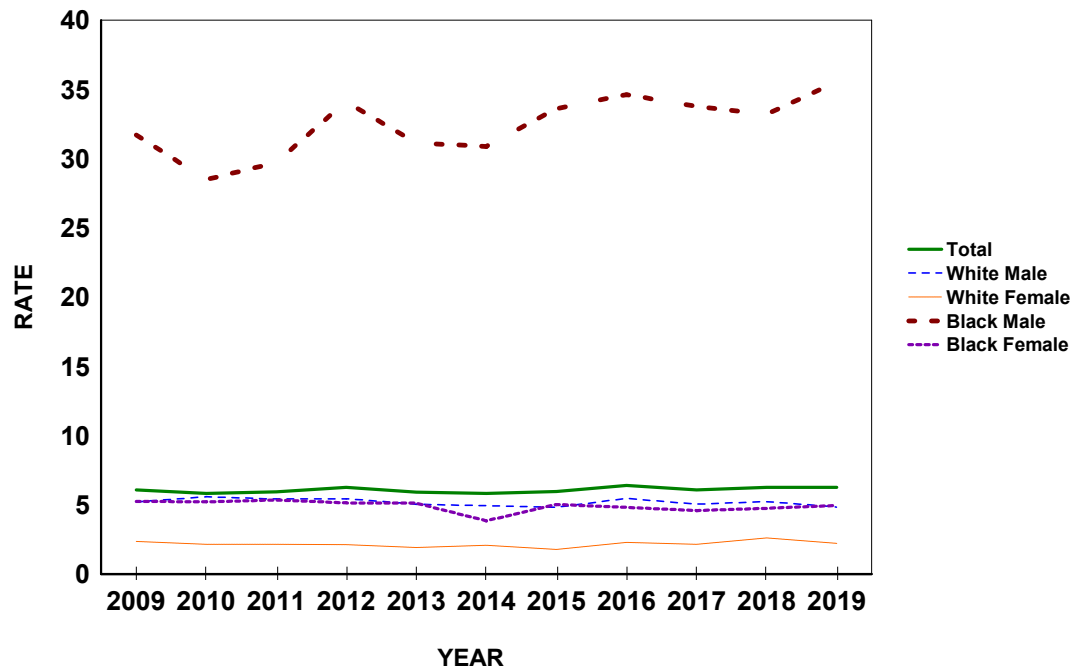


CHART D-15: RESIDENT HOMICIDE DEATHS AND RATES PER 100,000 POPULATION, BY RACE AND GENDER, FLORIDA, CENSUS YEARS 1970-2000 AND 2009-2019

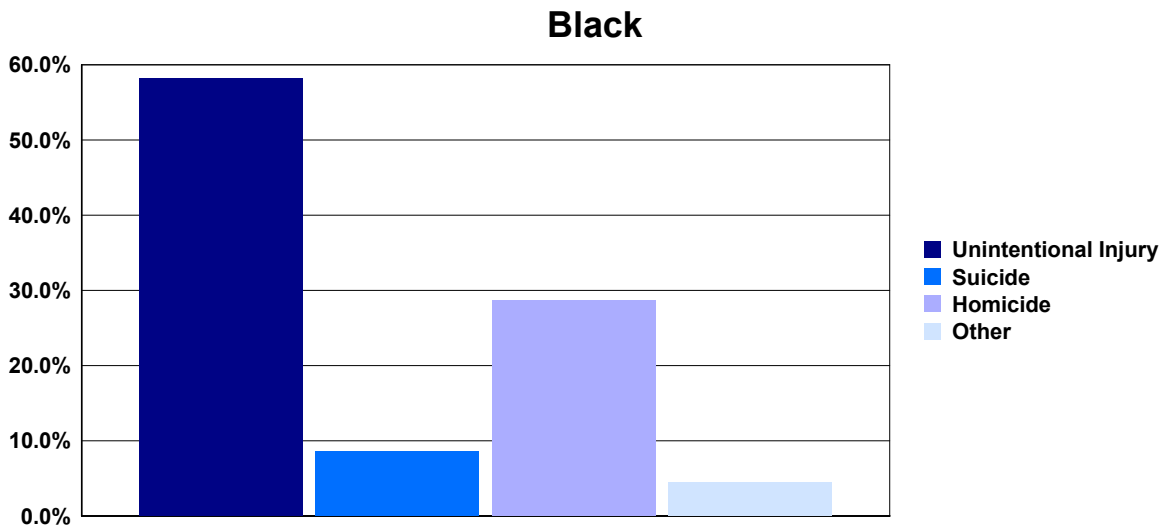
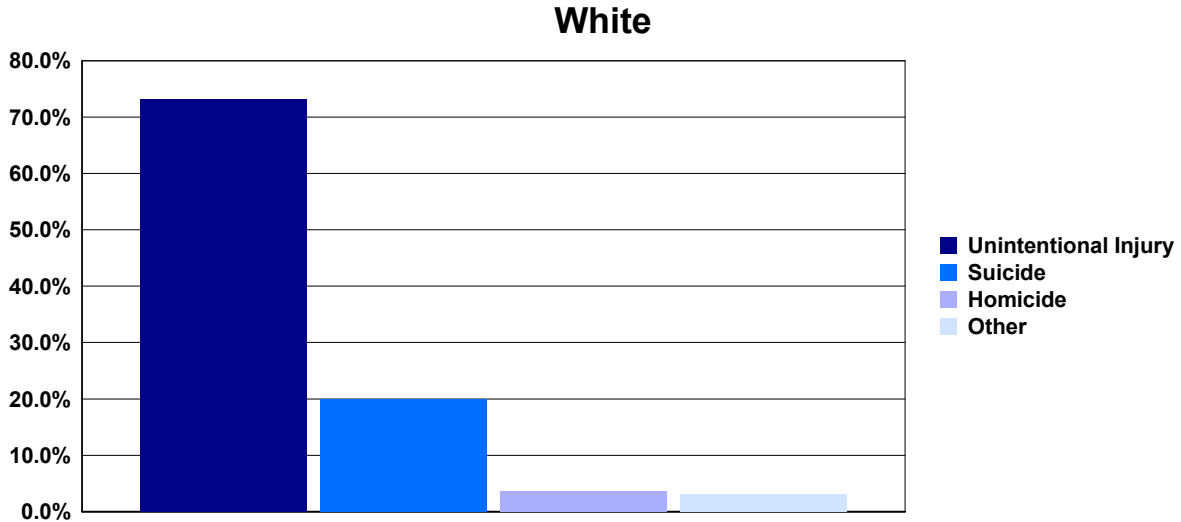
YEAR	NUMBER OF DEATHS							RATES PER 100,000 POPULATION					
	TOTAL	WHITE		BLACK		OTHER		AADR		WHITE		BLACK	
		MALE	FEMALE	MALE	FEMALE	MALE	FEMALE	TOTAL	TOTAL	MALE	FEMALE	MALE	FEMALE
1970	929	272	104	452	96	1	0	15.4	13.7	9.8	3.5	90.6	17.7
1980	1,504	648	199	531	119	3	3	16.0	15.3	16.1	4.6	81.8	16.6
1990	1,579	525	252	639	143	7	6	12.1	12.1	9.8	4.4	74.8	15.3
2000	956	344	167	356	77	4	3	6.2	5.9	5.3	2.5	29.8	6.0
2009	1,135	377	176	465	83	17	15	6.4	6.1	5.2	2.3	31.7	5.2
2010	1,096	404	161	422	83	14	10	6.1	5.8	5.6	2.1	28.5	5.2
2011	1,124	396	162	444	86	23	8	6.2	5.9	5.4	2.1	29.7	5.3
2012	1,195	399	162	520	84	16	13	6.5	6.3	5.4	2.1	34.1	5.1
2013	1,143	374	147	482	85	32	16	6.2	5.9	5.0	1.9	31.1	5.1
2014	1,139	369	162	487	65	40	12	6.2	5.8	4.9	2.1	30.9	3.8
2015	1,185	366	139	541	87	39	13	6.3	6.0	4.8	1.8	33.6	5.0
2016	1,292	421	183	568	85	20	14	6.9	6.4	5.5	2.3	34.6	4.8
2017	1,250	393	174	564	82	25	9	6.5	6.1	5.0	2.1	33.8	4.6
2018	1,311	415	215	567	87	20	7	6.6	6.3	5.2	2.6	33.2	4.7
2019	1,331	389	185	617	92	37	6	6.7	6.3	4.8	2.2	35.5	4.9

1. Age-Adjusted Death Rates (AADR) for 1970-2019 use the 2000 estimated standard million population.
 2. ICD Revision Used: 1968-1978 (ICD-8), 1979-1998 (ICD-9), and 1999-2019 (ICD-10).

GRAPH D-13: RESIDENT HOMICIDE DEATH RATES PER 100,000 POPULATION, BY RACE AND GENDER, FLORIDA, 2009-2019



GRAPH D-14: PERCENT DISTRIBUTION OF RESIDENT EXTERNAL CAUSES OF MORTALITY, BY RACE, FLORIDA, 2019



Percent Distribution of Deaths Due to External Causes, 2019			
	White	Black	Other
Unintentional Injury	73.2 %	58.2 %	70.1 %
Suicide	20.0 %	8.6 %	18.4 %
Homicide	3.7 %	28.8 %	8.9 %
Other External*	3.1 %	4.5 %	2.7 %

*Other External category includes Legal Intervention, Undetermined Injury, War Operations & Sequelae, and Medical & Surgical Care Complications.

**CHART D-16: RESIDENT MATERNAL DEATHS AND RATIOS
PER 100,000 LIVE BIRTHS, BY RACE,
FLORIDA, CENSUS YEARS 1970-2000 AND 2009-2019**

YEAR	NUMBER OF DEATHS ¹				RATIOS ²		
	TOTAL	WHITE	BLACK	OTHER	TOTAL	WHITE	BLACK
1970	34	21	14	0	30.4	24.2	50.8
1980	16	9	6	1	12.1	9.2	18.1
1990	22	9	13	0	11.0	6.0	28.0
2000	26	15	11	0	12.7	10.0	23.3
2009	58	38	20	0	26.2	23.9	39.6
2010	44	23	19	2	20.5	15.0	38.6
2011	47	20	25	2	22.0	13.2	51.2
2012	43	21	20	2	20.2	13.9	40.8
2013	64	39	20	5	29.7	25.4	41.0
2014	47	23	21	2	21.4	14.6	42.8
2015	48	29	15	4	21.4	18.0	30.5
2016	38	23	12	3	16.9	14.3	24.3
2017	37	21	15	1	16.5	13.3	30.1
2018	40	26	12	2	18.1	16.5	24.7
2019	63	36	23	4	28.6	23.1	47.8

1. Maternal deaths are assigned to ICD6: 640-689 in 1950, ICD7: 640-689 in 1960, ICD8: 630-678 in 1970-1978, ICD9: 630-676 in 1979-1998, and ICD10: A34, O00-O95, O98-O99 in 1999 to present.

2. Numerator of ratio is based on deaths by race of decedent from 1950 to present and denominator of ratio is based on live births by race of infant from 1950 and 1960 and live births

**GRAPH D-15: RESIDENT MATERNAL DEATH RATIOS PER 100,000 LIVE BIRTHS, BY RACE,
FLORIDA, CENSUS YEARS 1970-2010 AND 2016-2019**

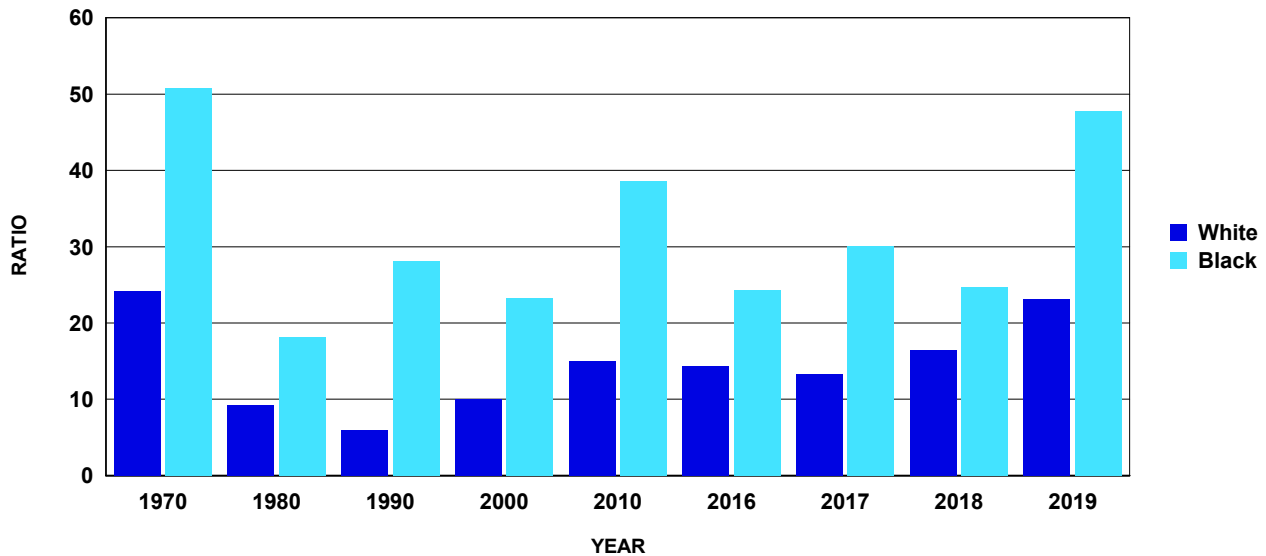


TABLE D-1: RESIDENT AND RECORDED DEATHS AND RATES PER 100,000 POPULATION,
BY RACE, BY COUNTY, FLORIDA, 2019

RESIDENT DEATHS

	NUMBERS					RATES		
	TOTAL	WHITE	BLACK	OTHER	UNK	TOTAL	WHITE	BLACK
FLORIDA	206,975	178,237	24,094	4,462	182	973.2	1,084.2	668.6
ALACHUA	2,011	1,547	417	47	0	754.2	830.6	759.7
BAKER	262	233	25	4	0	932.7	999.7	635.6
BAY	1,873	1,663	154	55	1	1041.1	1131.6	733.0
BRADFORD	310	277	29	4	0	1089.4	1267.6	508.2
BREVARD	7,617	6,940	522	152	3	1283.7	1405.1	820.2
BROWARD	15,235	11,527	3,116	577	15	790.6	946.2	537.3
CALHOUN	165	151	13	1	0	1101.3	1225.1	657.2
CHARLOTTE	2,747	2,634	86	27	0	1506.9	1597.6	785.7
CITRUS	2,646	2,560	49	34	3	1791.0	1863.3	1052.4
CLAY	1,938	1,759	124	52	3	892.6	1005.1	463.5
COLLIER	3,596	3,430	119	44	3	952.1	1017.1	425.0
COLUMBIA	830	721	100	9	0	1175.4	1312.4	766.9
MIAMI-DADE	19,922	15,851	3,647	390	34	703.8	710.3	717.9
DESOTO	352	308	40	4	0	985.5	1024.6	886.7
DIXIE	227	214	12	1	0	1374.4	1483.6	736.6
DUVAL	8,781	6,232	2,292	254	3	903.5	1054.6	771.4
ESCAMBIA	3,728	2,895	725	102	6	1154.5	1300.8	967.3
FLAGLER	1,520	1,338	152	30	0	1373.9	1440.8	1279.1
FRANKLIN	157	145	11	1	0	1306.5	1434.5	738.3
GADSDEN	482	215	265	1	1	1005.7	1076.2	991.0
GILCHRIST	195	187	6	2	0	1102.8	1160.6	605.4
GLADES	134	120	6	8	0	1023.1	1163.7	331.1
GULF	186	164	20	2	0	1126.8	1244.0	710.2
HAMILTON	165	121	43	1	0	1115.8	1298.4	885.0
HARDEE	240	221	17	2	0	878.8	914.7	835.4
HENDRY	329	264	57	8	0	820.7	788.1	1178.2
HERNANDO	2,853	2,732	92	28	1	1504.3	1604.3	810.7
HIGHLANDS	1,667	1,544	100	23	0	1612.3	1748.2	921.6
HILLSBOROUGH	10,994	9,038	1,622	330	4	760.7	841.9	629.0
HOLMES	313	300	11	2	0	1548.1	1665.8	807.0
INDIAN RIVER	2,199	2,039	125	34	1	1415.9	1510.8	848.5
JACKSON	638	499	132	6	1	1267.8	1432.3	976.8
JEFFERSON	167	112	55	0	0	1125.2	1194.9	1079.5
LAFAYETTE	81	77	4	0	0	940.4	1066.8	342.8
LAKE	4,579	4,159	335	85	0	1291.5	1404.2	834.1
LEE	7,535	7,046	377	107	5	1025.7	1105.1	565.3
LEON	2,045	1,458	559	28	0	689.2	794.1	594.9
LEVY	553	509	41	3	0	1337.2	1412.4	1056.2
LIBERTY	70	60	9	1	0	763.6	848.1	502.2
MADISON	247	174	73	0	0	1264.5	1496.1	988.6
MANATEE	4,364	4,045	258	61	0	1122.6	1207.8	725.8
MARION	5,350	4,838	429	75	8	1485.9	1635.8	884.5
MARTIN	1,964	1,893	52	16	3	1243.0	1329.3	572.6
MONROE	660	620	32	7	1	901.0	948.2	636.4
NASSAU	935	867	66	2	0	1098.3	1124.3	1282.1
OKALOOSA	1,882	1,688	122	59	13	935.8	1034.8	586.6
OKEECHOBEE	481	458	20	2	1	1163.3	1276.8	533.3
ORANGE	8,420	6,416	1,573	416	15	606.1	678.0	498.7
OSCEOLA	2,531	2,181	260	89	1	686.5	745.2	509.1
PALM BEACH	14,839	12,935	1,627	269	8	1017.4	1185.0	566.2
PASCO	6,551	6,210	194	130	17	1242.7	1339.7	569.1
PINELLAS	12,179	11,001	932	242	4	1243.3	1359.4	860.8
POLK	7,379	6,420	812	134	13	1071.3	1181.2	731.2
PUTNAM	997	858	134	4	1	1365.5	1462.8	1121.3
SAINT JOHNS	2,120	1,981	111	28	0	848.9	893.6	802.4
SAINT LUCIE	3,506	2,970	466	70	0	1134.4	1297.7	718.3
SANTA ROSA	1,683	1,586	52	42	3	935.6	1012.8	447.5
SARASOTA	5,986	5,776	156	52	2	1401.9	1477.9	765.4
SEMINOLE	3,533	3,027	374	132	0	747.3	811.0	612.1
SUMTER	2,084	1,982	79	22	1	1595.2	1683.2	810.7
SUWANNEE	580	521	53	6	0	1275.2	1360.8	911.1
TAYLOR	262	217	42	3	0	1156.6	1252.8	945.5
UNION	251	201	49	1	0	1570.2	1690.5	1354.3
VOLUSIA	7,406	6,756	528	120	2	1372.6	1492.5	859.4
WAKULLA	298	271	26	1	0	919.2	1005.5	611.3
WALTON	678	642	23	12	1	963.7	1017.5	623.0
WASHINGTON	372	331	34	7	0	1467.6	1622.4	902.3

TABLE D-1 (Cont.): RESIDENT AND RECORDED DEATHS AND RATES PER 100,000 POPULATION,
BY RACE, BY COUNTY, FLORIDA, 2019

RECORDED DEATHS

	NUMBERS					RATES		
	TOTAL	WHITE	BLACK	OTHER	UNK	TOTAL	WHITE	BLACK
FLORIDA	209,729	180,287	24,573	4,616	253	986.1	1,096.7	681.9
ALACHUA	3,625	2,923	632	68	2	1359.5	1569.3	1151.3
BAKER	182	164	16	2	0	647.9	703.7	406.8
BAY	1,679	1,493	127	56	3	933.3	1015.9	604.5
BRADFORD	186	168	16	2	0	653.7	768.8	280.4
BREVARD	7,513	6,845	506	161	1	1266.2	1385.8	795.0
BROWARD	15,243	11,451	3,163	613	16	791.0	939.9	545.5
CALHOUN	154	137	16	1	0	1027.9	1111.5	808.9
CHARLOTTE	2,826	2,711	90	25	0	1550.2	1644.3	822.2
CITRUS	2,507	2,432	44	27	4	1697.0	1770.2	945.0
CLAY	2,159	1,837	252	68	2	994.4	1049.6	942.0
COLLIER	3,555	3,404	106	41	4	941.2	1009.4	378.6
COLUMBIA	902	803	88	11	0	1277.4	1461.7	674.9
MIAMI-DADE	20,833	16,554	3,780	428	71	736.0	741.9	744.1
DESOTO	315	286	27	2	0	881.9	951.4	598.5
DIXIE	116	109	6	1	0	702.3	755.7	368.3
DUVAL	10,040	7,410	2,352	270	8	1033.1	1254.0	791.6
ESCAMBIA	4,813	3,848	834	123	8	1490.5	1729.0	1112.8
FLAGLER	1,364	1,212	123	29	0	1232.9	1305.2	1035.1
FRANKLIN	97	92	5	0	0	807.2	910.2	335.6
GADSDEN	256	120	132	2	2	534.2	600.7	493.6
GILCHRIST	132	127	4	1	0	746.5	788.2	403.6
GLADES	67	59	5	3	0	511.5	572.1	275.9
GULF	126	112	13	1	0	763.3	849.6	461.6
HAMILTON	70	47	22	1	0	473.4	504.3	452.8
HARDEE	136	124	11	1	0	498.0	513.2	540.5
HENDRY	168	138	26	4	0	419.1	411.9	537.4
HERNANDO	2,824	2,707	88	27	2	1489.0	1589.6	775.5
HIGHLANDS	1,731	1,608	103	20	0	1674.2	1820.7	949.2
HILLSBOROUGH	12,025	9,949	1,705	368	3	832.0	926.7	661.1
HOLMES	244	236	5	3	0	1206.8	1310.5	366.8
INDIAN RIVER	2,182	2,035	115	31	1	1405.0	1507.8	780.6
JACKSON	564	460	100	3	1	1120.7	1320.4	740.0
JEFFERSON	103	76	27	0	0	694.0	810.8	529.9
LAFAYETTE	50	48	2	0	0	580.5	665.0	171.4
LAKE	4,109	3,713	315	81	0	1159.0	1253.6	784.3
LEE	7,564	7,061	385	112	6	1029.6	1107.4	577.2
LEON	2,843	1,989	815	34	5	958.2	1083.4	867.3
LEVY	241	226	13	2	0	582.8	627.1	334.9
LIBERTY	40	35	4	1	0	436.3	494.7	223.2
MADISON	193	139	53	1	0	988.1	1195.2	717.8
MANATEE	4,370	4,051	258	58	3	1124.2	1209.6	725.8
MARION	5,066	4,580	409	69	8	1407.0	1548.6	843.3
MARTIN	1,916	1,841	59	16	0	1212.6	1292.8	649.6
MONROE	498	467	21	10	0	679.8	714.2	417.7
NASSAU	687	646	35	4	2	807.0	837.7	679.9
OKALOOSA	1,895	1,683	133	65	14	942.3	1031.7	639.5
OKEECHOBEE	403	386	15	1	1	974.7	1076.1	400.0
ORANGE	9,969	7,728	1,745	477	19	717.6	816.7	553.3
OSCEOLA	2,286	1,956	238	91	1	620.1	668.3	466.1
PALM BEACH	15,286	13,321	1,679	275	11	1048.0	1220.3	584.3
PASCO	6,161	5,839	184	117	21	1168.7	1259.7	539.8
PINELLAS	12,900	11,635	996	261	8	1316.9	1437.7	919.9
POLK	6,927	6,061	732	123	11	1005.7	1115.1	659.1
PUTNAM	796	703	91	2	0	1090.2	1198.5	761.5
SAINT JOHNS	1,678	1,561	96	21	0	671.9	704.1	693.9
SAINT LUCIE	3,255	2,764	431	59	1	1053.1	1207.7	664.3
SANTA ROSA	1,111	1,054	33	22	2	617.7	673.1	284.0
SARASOTA	5,854	5,660	143	49	2	1371.0	1448.2	701.6
SEMINOLE	3,530	3,024	392	112	2	746.7	810.2	641.6
SUMTER	2,226	2,135	69	21	1	1703.9	1813.1	708.1
SUWANNEE	333	290	36	4	3	732.2	757.5	618.9
TAYLOR	165	143	21	0	1	728.4	825.6	472.8
UNION	125	84	39	2	0	782.0	706.5	1077.9
VOLUSIA	7,404	6,759	524	120	1	1372.2	1493.2	852.9
WAKULLA	169	156	12	0	1	521.3	578.8	282.2
WALTON	643	616	19	7	1	914.0	976.3	514.6
WASHINGTON	299	256	37	6	0	1179.6	1254.8	982.0

TABLE D-2: RESIDENT DEATHS BY RACE AND GENDER, BY COUNTY, FLORIDA, 2019

	TOTAL	WHITE			BLACK		OTHER		MALE		FEMALE	
		MALE	FEMALE	MALE	FEMALE	MALE	FEMALE	MALE	FEMALE	MALE	FEMALE	
FLORIDA	206,975	178,237	24,094	4,462	109,606	97,364	94,537	83,699	12,653	11,440	2,308	2,153
ALACHUA	2,011	1,547	417	47	1,067	944	831	716	211	206	25	22
BAKER	262	233	25	4	126	136	109	124	13	12	4	0
BAY	1,873	1,663	154	55	1,015	858	900	763	84	70	30	25
BRADFORD	310	277	29	4	162	148	145	132	16	13	1	3
BREVARD	7,617	6,940	522	152	4,026	3,591	3,678	3,262	283	239	64	88
BROWARD	15,235	11,527	3,116	577	7,885	7,350	5,923	5,604	1,633	1,483	317	260
CALHOUN	165	151	13	1	91	74	83	68	8	5	0	1
CHARLOTTE	2,747	2,634	86	27	1,521	1,226	1,462	1,172	44	42	15	12
CITRUS	2,646	2,560	49	34	1,424	1,222	1,375	1,185	28	21	20	14
CLAY	1,938	1,759	124	52	996	942	906	853	64	60	23	29
COLLIER	3,596	3,430	119	44	1,963	1,633	1,891	1,539	50	69	21	23
COLUMBIA	830	721	100	9	478	352	417	304	58	42	3	6
MIAMI-DADE	19,922	15,851	3,647	390	10,209	9,713	8,068	7,783	1,909	1,738	208	182
DESOTO	352	308	40	4	200	152	178	130	22	18	0	4
DIXIE	227	214	12	1	149	78	141	73	7	5	1	0
DUVAL	8,781	6,232	2,292	254	4,587	4,194	3,281	2,951	1,176	1,116	128	126
ESCAMBIA	3,728	2,895	725	102	1,942	1,786	1,507	1,388	382	343	48	54
FLAGLER	1,520	1,338	152	30	785	735	691	647	76	76	18	12
FRANKLIN	157	145	11	1	89	68	81	64	8	3	0	1
GADSDEN	482	215	265	1	265	217	126	89	137	128	1	0
GILCHRIST	195	187	6	2	108	87	103	84	3	3	2	0
GLADES	134	120	6	8	85	49	75	45	3	3	7	1
GULF	186	164	20	2	96	90	84	80	10	10	2	0
HAMILTON	165	121	43	1	95	70	70	51	24	19	1	0
HARDEE	240	221	17	2	138	102	125	96	11	6	2	0
HENDRY	329	264	57	8	193	136	159	105	29	28	5	3
HERNANDO	2,853	2,732	92	28	1,541	1,312	1,475	1,257	50	42	16	12
HIGHLANDS	1,667	1,544	100	23	866	801	798	746	55	45	13	10
HILLSBOROUGH	10,994	9,038	1,622	330	5,735	5,259	4,733	4,305	826	796	174	156
HOLMES	313	300	11	2	164	149	155	145	7	4	2	0
INDIAN RIVER	2,199	2,039	125	34	1,164	1,034	1,079	959	68	57	17	17
JACKSON	638	499	132	6	351	287	280	219	68	64	3	3
JEFFERSON	167	112	55	0	86	81	59	53	27	28	0	0
LAFAYETTE	81	77	4	0	40	41	39	38	1	3	0	0
LAKE	4,579	4,159	335	85	2,405	2,174	2,197	1,962	170	165	38	47
LEE	7,535	7,046	377	107	4,178	3,357	3,907	3,139	216	161	52	55
LEON	2,045	1,458	559	28	1,004	1,041	705	753	285	274	14	14
LEVY	553	509	41	3	289	264	262	247	26	15	1	2
LIBERTY	70	60	9	1	39	31	30	30	8	1	1	0
MADISON	247	174	73	0	118	129	86	88	32	41	0	0
MANATEE	4,364	4,045	258	61	2,353	2,011	2,185	1,860	135	123	33	28
MARION	5,350	4,838	429	75	2,917	2,432	2,636	2,202	237	191	40	35
MARTIN	1,964	1,893	52	16	1,028	936	989	904	29	23	9	7
MONROE	660	620	32	7	413	247	389	231	18	14	6	1
NASSAU	935	867	66	2	500	435	472	395	27	39	1	1
OKALOOSA	1,882	1,688	122	59	965	917	876	812	68	54	15	44
OSCEOLA	8,420	6,416	1,573	416	4,454	3,965	3,391	3,025	829	744	228	187
OSCEOLA	2,531	2,181	260	89	1,342	1,189	1,154	1,027	145	115	42	47
PALM BEACH	14,839	12,935	1,627	269	7,766	7,072	6,808	6,127	810	817	143	126
PASCO	6,551	6,210	194	130	3,510	3,041	3,330	2,880	104	90	64	66
PINELLAS	12,179	11,001	932	242	6,396	5,783	5,774	5,227	493	439	127	115
POLK	7,379	6,420	812	134	4,008	3,371	3,475	2,945	455	357	71	63
PUTNAM	997	858	134	4	546	451	476	382	68	66	2	2
SAINT JOHNS	2,120	1,981	111	28	1,108	1,012	1,029	952	66	45	13	15
SAINT LUCIE	3,506	2,970	466	70	1,902	1,604	1,637	1,333	232	234	33	37
SANTA ROSA	1,683	1,586	52	42	927	756	877	709	28	24	19	23
SARASOTA	5,986	5,776	156	52	3,172	2,814	3,052	2,724	89	67	29	23
SEMINOLE	3,533	3,027	374	132	1,765	1,768	1,506	1,521	194	180	65	67
SUMTER	2,084	1,982	79	22	1,196	888	1,137	845	48	31	11	11
SUWANNEE	580	521	53	6	294	286	266	255	26	27	2	4
TAYLOR	262	217	42	3	126	136	104	113	19	23	3	0
UNION	251	201	49	1	191	60	147	54	43	6	1	0
VOLUSIA	7,406	6,756	528	120	3,948	3,458	3,592	3,164	297	231	57	63
WAKULLA	298	271	26	1	166	132	152	119	13	13	1	0
WALTON	678	642	23	12	390	288	366	276	15	8	9	3
WASHINGTON	372	331	34	7	212	160	187	144	21	13	4	3

TABLE D-3: RESIDENT DEATHS BY RACE AND GENDER, FOR SINGLE YEARS OF AGE, FLORIDA, 2019

AGE YEARS	TOTAL	WHITE	BLACK	OTHER	MALE	FEMALE	WHITE		BLACK		OTHER	
							MALE	FEMALE	MALE	FEMALE	MALE	FEMALE
TOTAL	206,975	178,237	24,094	4,462	109,606	97,364	94,537	83,699	12,653	11,440	2,308	2,153
<1	1,328	682	524	110	766	559	399	282	295	228	66	43
1	102	54	41	7	56	46	27	27	25	16	4	3
2	56	36	16	4	36	20	19	17	14	2	3	1
3	32	23	6	3	20	12	14	9	4	2	2	1
4	32	21	9	2	18	14	13	8	3	6	2	0
5	32	18	10	4	21	11	10	8	8	2	3	1
6	28	11	14	3	16	12	5	6	9	5	2	1
7	24	12	8	4	9	15	4	8	4	4	1	3
8	25	16	8	1	9	16	6	10	2	6	1	0
9	32	22	10	0	15	17	11	11	4	6	0	0
10	30	19	9	2	15	15	8	11	5	4	2	0
11	23	13	7	3	16	7	11	2	4	3	1	2
12	34	25	6	3	19	15	13	12	5	1	1	2
13	26	19	4	2	14	12	10	9	4	0	0	2
14	50	31	18	1	39	11	24	7	14	4	1	0
15	64	44	14	5	45	19	31	13	10	4	3	2
16	94	57	31	6	69	25	41	16	24	7	4	2
17	95	55	32	8	56	39	29	26	22	10	5	3
18	150	95	47	7	120	30	75	20	38	9	6	1
19	195	113	76	6	156	39	92	21	59	17	5	1
20	198	120	62	16	146	52	87	33	50	12	9	7
21	240	155	69	15	192	48	119	36	58	11	14	1
22	251	188	51	12	194	57	144	44	40	11	10	2
23	270	192	68	10	202	68	142	50	52	16	8	2
24	307	208	81	18	214	93	144	64	58	23	12	6
25	307	220	70	17	231	76	163	57	58	12	10	7
26	337	241	87	9	248	89	177	64	65	22	6	3
27	371	275	85	11	268	103	196	79	65	20	7	4
28	379	274	92	12	259	120	184	90	64	28	11	1
29	410	319	85	6	286	124	220	99	60	25	6	0
30	433	310	105	17	288	145	197	113	78	27	12	5
31	431	318	100	13	283	148	207	111	65	35	11	2
32	437	321	98	18	286	151	210	111	64	34	12	6
33	480	356	110	14	310	170	227	129	75	35	8	6
34	503	379	107	17	318	185	237	142	69	38	12	5
35	496	387	102	7	329	167	258	129	67	35	4	3
36	463	363	81	18	314	149	254	109	50	31	9	9
37	534	393	118	22	349	185	258	135	81	37	10	12
38	536	393	121	21	353	183	257	136	82	39	14	7
39	588	446	128	14	344	244	261	185	75	53	8	6
40	586	430	132	23	395	191	297	133	85	47	13	10
41	594	442	133	18	359	235	277	165	72	61	10	8
42	562	412	134	14	365	197	265	147	89	45	9	5
43	596	439	137	20	366	230	276	163	77	60	13	7
44	645	495	136	14	397	248	315	180	75	61	7	7
45	650	485	147	18	427	223	320	165	97	50	10	8
46	738	543	174	21	446	292	344	199	90	84	12	9
47	848	653	156	39	512	336	401	252	84	72	27	12
48	976	750	194	31	576	400	461	289	96	98	18	13
49	1,012	796	190	25	647	365	529	267	102	88	15	10
50	1,085	856	202	26	709	376	575	281	119	83	14	12
51	1,200	915	238	46	750	450	573	342	146	92	31	15
52	1,262	962	276	24	763	499	593	369	156	120	14	10
53	1,383	1,086	263	33	825	558	654	432	157	106	14	19
54	1,629	1,298	282	47	1,000	629	803	495	164	118	31	16
55	1,844	1,450	344	43	1,132	712	900	550	198	146	29	14

TABLE D-3 (Cont.): RESIDENT DEATHS BY RACE AND GENDER, FOR SINGLE YEARS OF AGE, FLORIDA, 2019

AGE YEARS	TOTAL	RACE			GENDER		WHITE		BLACK		OTHER	
		WHITE	BLACK	OTHER	MALE	FEMALE	MALE	FEMALE	MALE	FEMALE	MALE	FEMALE
56	1,976	1,590	335	48	1,254	722	1,021	569	208	127	23	25
57	2,215	1,782	388	40	1,359	856	1,107	675	224	164	25	15
58	2,346	1,889	403	50	1,421	925	1,148	741	239	164	31	19
59	2,548	2,069	405	68	1,585	963	1,305	764	234	171	41	27
60	2,733	2,204	462	63	1,666	1,067	1,375	829	248	214	42	21
61	2,857	2,316	463	72	1,767	1,090	1,449	867	275	188	38	34
62	3,018	2,384	551	78	1,831	1,187	1,476	908	306	245	45	33
63	3,039	2,460	504	70	1,884	1,155	1,550	910	286	218	43	27
64	3,283	2,647	557	76	1,964	1,319	1,595	1,052	330	227	37	39
65	3,288	2,700	522	58	2,028	1,260	1,694	1,006	298	224	32	26
66	3,445	2,850	500	92	2,147	1,298	1,798	1,052	295	205	53	39
67	3,509	2,891	538	74	2,149	1,360	1,787	1,104	318	220	41	33
68	3,512	2,930	502	75	2,106	1,406	1,766	1,164	289	213	48	27
69	3,786	3,187	505	92	2,229	1,557	1,901	1,286	280	225	46	46
70	4,032	3,449	492	89	2,340	1,692	2,016	1,433	271	221	52	37
71	4,400	3,786	508	100	2,565	1,835	2,241	1,545	264	244	58	42
72	4,860	4,240	530	88	2,878	1,982	2,526	1,714	299	231	51	37
73	4,246	3,677	458	107	2,407	1,839	2,095	1,582	250	208	60	47
74	4,311	3,733	473	98	2,465	1,846	2,166	1,567	241	232	54	44
75	4,805	4,260	447	92	2,707	2,098	2,432	1,828	216	231	55	37
76	5,180	4,612	466	97	2,886	2,294	2,602	2,010	228	238	52	45
77	4,956	4,370	468	112	2,753	2,203	2,439	1,931	258	210	52	60
78	4,858	4,303	460	93	2,644	2,214	2,378	1,925	221	239	44	49
79	5,023	4,429	484	104	2,711	2,312	2,410	2,019	256	228	40	64
80	5,061	4,461	494	105	2,701	2,360	2,400	2,061	242	252	58	47
81	5,335	4,699	525	107	2,883	2,452	2,564	2,135	260	265	57	50
82	5,290	4,690	481	117	2,747	2,543	2,455	2,235	233	248	59	58
83	5,655	5,020	506	126	2,880	2,775	2,602	2,418	220	286	57	69
84	5,608	5,025	459	121	2,877	2,731	2,622	2,403	191	268	62	59
85	5,355	4,807	447	99	2,693	2,662	2,451	2,356	190	257	52	47
86	5,658	5,110	443	105	2,714	2,944	2,504	2,606	170	273	40	65
87	5,782	5,217	460	103	2,728	3,054	2,490	2,727	196	264	41	62
88	5,738	5,256	377	103	2,620	3,118	2,436	2,820	144	233	39	64
89	5,781	5,275	404	99	2,662	3,119	2,458	2,817	153	251	49	50
90	5,470	4,989	391	90	2,353	3,117	2,184	2,805	142	249	27	63
91	5,350	4,938	329	82	2,209	3,141	2,065	2,873	118	211	26	56
92	4,880	4,533	280	65	1,964	2,916	1,849	2,684	94	186	21	44
93	4,379	4,052	245	80	1,696	2,683	1,581	2,471	85	160	29	51
94	3,834	3,593	199	42	1,393	2,441	1,328	2,265	57	142	8	34
95	3,318	3,093	179	46	1,140	2,178	1,072	2,021	53	126	15	31
96	2,631	2,477	126	26	888	1,743	852	1,625	28	98	7	19
97	2,185	2,059	104	22	675	1,510	643	1,416	25	79	7	15
98	1,697	1,571	101	25	523	1,174	486	1,085	28	73	9	16
99	1,231	1,136	76	17	347	882	321	815	20	56	6	11
100	876	799	64	12	232	644	219	580	12	52	0	12
101	631	586	33	12	136	495	127	459	7	26	2	10
102	379	340	34	5	88	291	82	258	5	29	1	4
103	238	216	21	1	53	185	47	169	6	15	0	1
104	150	130	18	2	29	121	24	106	4	14	1	1
105	85	74	11	0	16	69	16	58	0	11	0	0
106	52	45	6	1	6	46	6	39	0	6	0	1
107	31	23	8	0	4	27	4	19	0	8	0	0
108	26	23	0	3	4	22	4	19	0	0	0	3
109	4	3	1	0	1	3	1	2	0	1	0	0
110+	6	3	3	0	0	6	0	3	0	3	0	0
UNK	0	0	0	0	0	0	0	0	0	0	0	0

TABLE D-4 (Cont.): RESIDENT DEATHS FOR WHITE MALES BY AGE GROUP, BY COUNTY, FLORIDA, 2019

	TOTAL	<1	1-4	5-9	10-14	15-19	20-24	25-34	35-44	45-54	55-64	65-74	75-84	85+	UNK
FLORIDA	94,537	399	73	36	66	268	636	2,018	2,718	5,253	12,926	19,990	24,904	25,250	0
ALACHUA	831	8	1	0	0	4	8	17	28	44	135	190	182	214	0
BAKER	109	1	0	0	0	0	0	1	5	11	26	29	20	16	0
BAY	900	5	0	0	1	2	5	27	50	65	159	206	214	166	0
BRADFORD	145	1	0	0	1	1	2	4	5	7	22	42	39	21	0
BREVARD	3,678	10	4	0	2	3	20	70	111	220	532	783	960	963	0
BROWARD	5,923	15	2	1	5	19	41	119	207	339	839	1,202	1,433	1,701	0
CALHOUN	83	1	0	0	0	1	0	0	2	4	15	23	25	12	0
CHARLOTTE	1,462	0	2	0	1	3	6	13	14	61	165	370	408	419	0
CITRUS	1,375	4	1	0	1	2	4	22	24	64	163	322	430	338	0
CLAY	906	6	1	0	2	2	8	25	41	75	146	214	221	165	0
COLLIER	1,891	1	0	0	0	5	14	38	39	67	170	326	566	665	0
COLUMBIA	417	2	0	0	0	4	3	5	14	18	72	108	100	91	0
MIAMI-DADE	8,068	43	7	7	4	41	63	165	211	470	989	1,500	2,080	2,488	0
DESOTO	178	2	0	0	0	0	1	4	4	12	37	42	44	32	0
DIXIE	141	0	0	0	0	0	2	1	4	8	26	30	41	29	0
DUVAL	3,281	25	4	2	3	9	42	134	140	256	616	702	713	635	0
ESCAMBIA	1,507	11	0	1	4	8	10	28	55	97	288	328	367	310	0
FLAGLER	691	2	0	1	1	2	4	14	13	36	85	157	192	184	0
FRANKLIN	81	0	0	0	0	0	0	0	1	3	21	17	24	15	0
GADSDEN	126	1	0	0	0	0	5	5	7	8	18	32	23	27	0
GILCHRIST	103	0	0	0	0	0	1	3	1	7	20	24	26	21	0
GLADES	75	0	0	0	0	1	1	1	5	6	9	17	25	10	0
GULF	84	0	0	1	1	0	1	2	5	3	13	21	21	16	0
HAMILTON	70	0	0	0	0	0	0	0	2	6	10	21	19	12	0
HARDEE	125	2	1	0	1	1	2	4	6	11	14	29	36	18	0
HENDRY	159	0	0	0	1	1	1	7	4	12	31	45	33	24	0
HERNANDO	1,475	2	1	0	1	1	7	19	30	83	184	304	427	416	0
HIGHLANDS	798	3	1	0	0	2	4	9	12	38	88	158	249	234	0
HILLSBOROUGH	4,733	28	10	4	2	14	44	128	153	300	697	1,062	1,181	1,110	0
HOLMES	155	2	0	0	0	0	0	3	2	8	37	38	41	24	0
INDIAN RIVER	1,079	1	0	0	0	0	1	17	21	42	113	217	300	367	0
JACKSON	280	2	0	0	0	0	0	4	11	20	43	80	79	41	0
JEFFERSON	59	0	0	0	0	1	1	1	0	2	13	14	11	16	0
LAFAYETTE	39	0	0	0	0	1	0	2	1	2	6	13	8	6	0
LAKE	2,197	11	0	0	1	10	18	30	50	99	271	452	668	587	0
LEE	3,907	17	4	3	1	14	21	84	98	188	466	839	1,136	1,036	0
LEON	705	2	0	0	1	4	3	16	19	35	93	182	154	196	0
LEVY	262	2	0	0	1	1	3	5	3	13	45	68	70	51	0
LIBERTY	30	0	0	0	0	0	0	0	4	2	5	5	11	3	0
MADISON	86	0	0	0	0	0	1	3	0	5	11	19	27	20	0
MANATEE	2,185	8	2	1	2	4	8	41	59	125	282	467	584	602	0
MARION	2,636	10	1	3	1	6	11	57	52	137	333	572	839	614	0
MARTIN	989	3	1	0	1	1	8	14	20	30	96	160	297	358	0
MONROE	389	1	1	0	0	0	1	7	18	30	85	92	87	67	0
NASSAU	472	1	0	0	0	4	0	7	19	32	81	126	110	92	0
OKALOOSA	876	6	2	2	1	1	4	19	35	48	135	181	232	210	0
OKEECHOBEE	248	2	1	1	1	0	4	6	12	19	40	49	59	54	0
ORANGE	3,391	28	4	0	3	17	44	122	144	247	581	711	783	707	0
OSCEOLA	1,154	10	2	2	2	4	10	31	59	99	176	307	262	190	0
PALM BEACH	6,808	13	2	2	2	12	46	174	172	296	685	1,065	1,725	2,614	0
PASCO	3,330	11	3	0	3	8	19	75	103	202	505	744	885	772	0
PINELLAS	5,774	15	2	0	5	3	31	92	166	330	874	1,291	1,410	1,555	0
POLK	3,475	22	2	0	3	15	32	56	85	193	483	792	969	823	0
PUTNAM	476	1	1	0	1	1	2	7	17	37	78	110	130	91	0
SAINT JOHNS	1,029	3	1	2	1	5	3	14	27	49	118	227	292	287	0
SAINT LUCIE	1,637	8	0	0	1	7	8	31	41	69	216	352	468	436	0
SANTA ROSA	877	6	2	0	0	3	6	18	39	46	157	206	231	163	0
SARASOTA	3,052	6	3	1	1	2	10	41	56	106	282	577	852	1,115	0
SEMINOLE	1,506	8	1	0	2	2	11	52	52	80	197	324	367	410	0
SUMTER	1,137	2	0	1	1	2	2	8	8	27	60	270	450	306	0
SUWANNEE	266	1	1	1	0	0	2	7	5	19	44	54	79	53	0
TAYLOR	104	0	0	0	0	0	0	6	3	4	14	34	31	12	0
UNION	147	0	0	0	0	0	2	4	5	13	31	46	37	9	0
VOLUSIA	3,592	13	1	0	0	11	18	76	96	207	523	808	943	896	0
WAKULLA	152	4	0	0	0	0	4	3	3	10	26	36	42	24	0
WALTON	366	3	0	0	0	1	1	12	14	21	63	94	84	73	0
WASHINGTON	187	4	1	0	0	2	1	4	2	15	46	52	46	14	0

TABLE D-4 (Cont.): RESIDENT DEATHS FOR WHITE FEMALES BY AGE GROUP, BY COUNTY, FLORIDA, 2019

	TOTAL	<1	1-4	5-9	10-14	15-19	20-24	25-34	35-44	45-54	55-64	65-74	75-84	85+	UNK
FLORIDA	83,699	282	61	43	41	96	227	995	1,482	3,091	7,865	13,453	20,965	35,098	0
ALACHUA	716	3	0	0	2	0	4	8	17	18	79	138	176	271	0
BAKER	124	1	0	0	0	1	0	3	2	12	20	23	30	32	0
BAY	763	5	0	0	0	3	1	8	15	50	115	127	184	255	0
BRADFORD	132	1	0	0	0	0	1	3	3	5	16	29	27	47	0
BREVARD	3,262	6	1	0	1	4	3	62	54	134	354	491	816	1,336	0
BROWARD	5,604	14	3	2	0	9	15	71	93	173	478	804	1,242	2,700	0
CALHOUN	68	0	0	0	0	0	0	0	0	2	7	11	22	26	0
CHARLOTTE	1,172	1	3	0	0	1	1	6	7	33	103	220	307	490	0
CITRUS	1,185	2	0	0	0	0	2	9	23	47	120	222	315	445	0
CLAY	853	4	0	1	0	2	3	13	23	52	97	150	224	284	0
COLLIER	1,539	5	4	0	3	1	3	15	14	59	85	202	397	751	0
COLUMBIA	304	5	0	0	1	1	0	5	10	14	48	55	86	79	0
MIAMI-DADE	7,783	40	5	6	6	8	25	63	98	256	498	990	1,928	3,860	0
DESOTO	130	0	0	0	0	1	0	3	3	4	21	24	39	35	0
DIXIE	73	0	0	0	0	0	1	1	2	1	19	17	16	16	0
DUVAL	2,951	11	4	0	0	6	14	69	79	155	337	508	690	1,078	0
ESCAMBIA	1,388	7	2	2	0	0	5	22	41	55	147	232	374	501	0
FLAGLER	647	0	1	1	0	0	1	6	6	22	63	109	182	256	0
FRANKLIN	64	0	0	0	0	1	1	0	4	5	10	12	16	15	0
GADSDEN	89	0	0	0	0	0	0	1	1	3	7	24	23	30	0
GILCHRIST	84	2	0	1	1	0	0	0	1	4	6	15	33	21	0
GLADES	45	1	0	0	0	0	0	1	0	1	4	14	12	12	0
GULF	80	0	0	0	0	0	1	1	2	4	10	19	23	20	0
HAMILTON	51	0	0	0	0	0	0	0	0	2	11	11	12	15	0
HARDEE	96	0	1	0	0	0	0	1	1	5	14	22	26	26	0
HENDRY	105	1	0	0	0	0	1	3	2	10	12	22	22	32	0
HERNANDO	1,257	3	0	0	1	2	0	8	25	43	119	226	370	460	0
HIGHLANDS	746	2	0	1	0	0	0	10	8	22	60	127	203	313	0
HILLSBOROUGH	4,305	33	4	3	3	3	10	63	87	188	438	692	1,098	1,683	0
HOLMES	145	0	0	0	0	0	0	2	1	5	24	34	34	45	0
INDIAN RIVER	959	0	1	0	0	2	0	5	13	27	75	132	261	443	0
JACKSON	219	3	0	0	0	1	2	2	4	7	24	37	58	81	0
JEFFERSON	53	0	0	0	0	0	1	0	0	3	6	11	14	18	0
LAFAYETTE	38	0	0	0	0	0	0	0	0	2	3	8	15	10	0
LAKE	1,962	7	0	1	1	4	7	24	33	59	158	336	564	768	0
LEE	3,139	11	1	5	2	2	7	35	54	108	276	532	781	1,325	0
LEON	753	4	0	2	0	1	3	8	16	33	75	132	161	318	0
LEVY	247	0	0	1	0	0	1	4	8	17	32	49	61	74	0
LIBERTY	30	1	0	0	0	0	0	0	2	2	4	3	6	12	0
MADISON	88	1	1	0	0	0	1	0	0	5	8	21	20	31	0
MANATEE	1,860	4	1	0	0	1	5	20	36	76	167	308	426	816	0
MARION	2,202	5	4	2	0	1	3	21	40	80	229	435	616	766	0
MARTIN	904	1	1	0	1	1	4	8	9	19	71	108	228	453	0
MONROE	231	0	0	0	0	0	0	8	7	10	42	47	39	78	0
NASSAU	395	3	0	0	1	2	0	5	2	20	48	69	89	156	0
OKALOOSA	812	3	2	1	1	1	1	10	21	31	101	133	218	289	0
OKEECHOBEE	210	1	0	1	0	0	1	4	5	15	26	41	58	58	0
ORANGE	3,025	13	3	3	6	5	16	49	86	123	324	497	713	1,187	0
OSCEOLA	1,027	5	1	1	0	2	5	16	28	48	125	195	255	346	0
PALM BEACH	6,127	13	1	2	1	5	15	55	78	140	413	744	1,452	3,208	0
PASCO	2,880	4	2	2	1	4	8	40	53	132	308	555	749	1,022	0
PINELLAS	5,227	8	2	0	1	3	9	50	94	174	483	806	1,269	2,328	0
POLK	2,945	12	2	2	4	3	9	30	52	122	319	552	801	1,037	0
PUTNAM	382	1	0	0	1	1	1	8	4	16	62	85	85	118	0
SAINT JOHNS	952	2	0	0	0	1	3	10	18	30	88	167	235	398	0
SAINT LUCIE	1,333	2	1	1	1	1	4	10	16	59	132	248	344	514	0
SANTA ROSA	709	8	0	0	0	2	3	5	18	40	75	129	213	216	0
SARASOTA	2,724	4	3	0	0	3	7	19	40	55	210	373	668	1,342	0
SEMINOLE	1,521	8	3	1	0	2	10	21	33	60	150	218	363	652	0
SUMTER	845	2	0	0	0	0	1	1	4	19	56	166	268	328	0
SUWANNEE	255	0	1	0	0	0	0	2	5	12	34	43	74	84	0
TAYLOR	113	0	2	0	0	0	0	1	5	7	20	18	24	36	0
UNION	54	2	0	0	0	0	0	2	0	4	10	13	11	12	0
VOLUSIA	3,164	5	1	1	1	4	7	51	58	115	312	563	761	1,285	0
WAKULLA	119	0	0	0	0	1	0	2	3	8	21	23	30	31	0
WALTON	276	2	0	0	1	0	1	5	9	17	35	57	62	87	0
WASHINGTON	144	0	0	0	0	0	0	2	3	10	20	27	46	36	0

TABLE D-4 (Cont.): RESIDENT DEATHS FOR BLACK MALES BY AGE GROUP, BY COUNTY, FLORIDA, 2019

	TOTAL	<1	1-4	5-9	10-14	15-19	20-24	25-34	35-44	45-54	55-64	65-74	75-84	85+	UNK
FLORIDA	12,653	295	46	27	32	153	258	663	753	1,211	2,548	2,805	2,325	1,537	0
ALACHUA	211	3	1	1	0	0	2	10	14	27	46	51	32	24	0
BAKER	13	1	0	0	0	0	0	0	0	2	5	4	0	1	0
BAY	84	1	0	0	0	0	0	4	7	2	25	21	15	9	0
BRADFORD	16	0	0	1	0	0	0	0	0	4	3	3	3	2	0
BREVARD	283	3	0	0	0	4	11	12	15	19	58	55	54	52	0
BROWARD	1,633	46	7	6	0	15	44	92	93	150	323	356	333	168	0
CALHOUN	8	0	0	0	0	0	0	0	0	1	1	2	1	3	0
CHARLOTTE	44	3	0	0	0	1	0	1	1	2	4	7	12	13	0
CITRUS	28	0	0	0	0	1	0	1	1	3	3	7	8	4	0
CLAY	64	2	0	0	0	5	1	5	3	6	16	11	11	4	0
COLLIER	50	0	0	0	0	0	3	6	4	5	6	12	7	7	0
COLUMBIA	58	4	0	0	0	2	0	5	3	4	12	9	11	8	0
MIAMI-DADE	1,909	28	10	4	4	18	41	97	103	175	399	387	382	261	0
DESOTO	22	0	0	0	0	0	1	1	1	2	4	8	5	0	0
DIXIE	7	0	0	0	0	0	1	1	1	1	0	2	0	1	0
DUVAL	1,176	34	3	3	4	26	33	67	93	109	255	269	164	116	0
ESCAMBIA	382	5	1	1	1	3	5	20	24	35	84	73	77	53	0
FLAGLER	76	0	0	0	0	1	0	2	3	6	11	22	16	15	0
FRANKLIN	8	0	0	0	0	0	0	1	0	0	4	1	2	0	0
GADSDEN	137	3	1	0	0	1	0	7	3	16	38	30	19	19	0
GILCHRIST	3	1	0	0	0	0	0	0	0	1	0	0	1	0	0
GLADES	3	0	0	0	0	0	1	0	0	0	0	1	0	1	0
GULF	10	0	0	0	0	0	1	0	0	0	4	2	2	1	0
HAMILTON	24	0	0	0	0	0	0	3	2	3	5	4	5	2	0
HARDEE	11	0	0	0	0	0	0	0	1	0	4	2	3	1	0
HENDRY	29	0	0	0	1	0	1	4	2	1	6	5	6	3	0
HERNANDO	50	3	0	0	0	0	0	0	1	6	11	9	8	12	0
HIGHLANDS	55	1	0	0	0	0	1	2	1	5	10	13	13	9	0
HILLSBOROUGH	826	24	3	1	4	7	17	43	64	78	167	183	148	87	0
HOLMES	7	0	0	0	0	0	0	1	1	0	2	1	0	2	0
INDIAN RIVER	68	3	0	0	0	0	0	3	3	8	17	14	9	11	0
JACKSON	68	0	0	0	0	0	0	2	6	6	18	18	7	11	0
JEFFERSON	27	0	0	1	0	0	0	0	0	1	6	6	12	1	0
LAFAYETTE	1	0	0	0	0	0	0	0	0	0	0	0	0	1	0
LAKE	170	3	3	0	0	4	4	7	7	20	23	45	27	27	0
LEE	216	9	2	1	2	2	6	14	14	28	35	41	35	27	0
LEON	285	9	0	0	0	8	5	13	11	26	56	82	39	36	0
LEVY	26	0	0	0	0	0	0	1	1	4	7	6	5	2	0
LIBERTY	8	0	0	0	0	0	0	1	0	2	2	0	2	1	0
MADISON	32	1	0	0	0	0	2	0	2	2	9	8	3	5	0
MANATEE	135	4	2	1	0	1	1	6	5	17	28	39	20	11	0
MARION	237	2	1	0	1	2	6	11	13	27	47	51	39	37	0
MARTIN	29	0	0	0	1	0	1	1	1	3	6	4	10	2	0
MONROE	18	0	0	0	0	0	0	0	0	0	4	7	4	3	0
NASSAU	27	0	0	0	0	0	0	2	3	8	3	2	5	4	0
OKALOOSA	68	4	0	0	0	2	0	1	6	7	13	15	10	10	0
OKEECHOBEE	9	0	0	0	0	0	0	1	1	1	0	2	3	1	0
ORANGE	829	23	3	1	5	9	19	47	54	81	173	179	134	101	0
OSCEOLA	145	5	0	2	0	2	1	9	13	12	28	24	36	13	0
PALM BEACH	810	16	3	1	5	13	16	54	50	77	144	179	152	100	0
PASCO	104	5	0	0	1	2	4	9	6	19	17	22	11	8	0
PINELLAS	493	7	1	1	0	6	8	25	33	51	103	128	86	44	0
POLK	455	12	0	1	1	8	6	19	20	37	83	96	106	66	0
PUTNAM	68	1	0	0	0	0	0	0	10	5	16	17	13	6	0
SAINT JOHNS	66	3	0	0	0	1	1	1	5	2	19	12	16	6	0
SAINT LUCIE	232	6	1	0	0	2	4	9	9	22	38	62	47	32	0
SANTA ROSA	28	0	1	0	0	0	1	3	0	2	5	5	8	3	0
SARASOTA	89	2	0	0	1	2	2	2	4	4	18	26	12	16	0
SEMINOLE	194	9	1	0	1	1	2	12	12	20	36	40	37	23	0
SUMTER	48	3	0	0	0	1	0	4	2	2	5	14	11	6	0
SUWANNEE	26	0	0	0	0	0	0	1	2	3	5	6	7	2	0
TAYLOR	19	2	0	0	0	0	0	0	0	3	1	9	3	1	0
UNION	43	0	0	0	0	0	0	2	2	7	10	14	6	2	0
VOLUSIA	297	3	2	1	0	3	5	13	14	35	58	65	62	36	0
WAKULLA	13	0	0	0	0	0	0	2	1	1	1	5	2	1	0
WALTON	15	1	0	0	0	0	0	1	0	0	3	8	2	0	0
WASHINGTON	21	0	0	0	0	0	1	2	1	5	3	2	4	3	0

TABLE D-4 (Cont.): RESIDENT DEATHS FOR BLACK FEMALES BY AGE GROUP, BY COUNTY, FLORIDA, 2019

	TOTAL	<1	1-4	5-9	10-14	15-19	20-24	25-34	35-44	45-54	55-64	65-74	75-84	85+	UNK
FLORIDA	11,440	228	26	23	12	47	73	276	469	911	1,864	2,223	2,465	2,823	0
ALACHUA	206	8	0	1	0	0	0	3	6	17	24	45	53	49	0
BAKER	12	0	0	0	0	0	0	0	0	0	1	3	3	5	0
BAY	70	0	0	0	1	0	0	0	2	7	8	19	16	17	0
BRADFORD	13	0	0	0	0	0	1	0	1	1	0	2	2	6	0
BREVARD	239	7	0	0	0	1	0	5	8	21	36	37	57	67	0
BROWARD	1,483	26	7	4	2	13	9	44	65	116	233	271	313	380	0
CALHOUN	5	0	0	0	0	0	0	0	0	0	0	0	2	3	0
CHARLOTTE	42	0	0	0	0	0	0	0	2	0	5	6	13	16	0
CITRUS	21	0	0	0	0	0	0	1	1	1	2	9	1	6	0
CLAY	60	1	0	0	0	0	0	1	5	11	7	11	14	10	0
COLLIER	69	2	0	0	1	0	1	2	3	5	13	15	14	13	0
COLUMBIA	42	1	0	0	0	1	0	1	0	5	7	7	7	13	0
MIAMI-DADE	1,738	24	3	3	4	6	11	40	57	133	270	352	378	457	0
DESOTO	18	0	0	0	0	0	0	0	0	1	8	3	4	2	0
DIXIE	5	0	0	0	0	0	0	0	0	0	1	1	2	1	0
DUVAL	1,116	28	2	2	1	5	9	20	61	95	191	222	224	256	0
ESCAMBIA	343	5	1	0	1	3	2	9	13	20	65	71	63	90	0
FLAGLER	76	1	1	0	0	1	0	3	1	3	7	13	25	21	0
FRANKLIN	3	0	0	0	0	0	0	0	1	0	1	0	0	1	0
GADSDEN	128	1	0	0	0	0	0	4	4	10	22	29	30	28	0
GILCHRIST	3	0	0	0	0	0	0	0	0	0	1	0	0	2	0
GLADES	3	0	0	0	0	0	0	0	0	1	0	2	0	0	0
GULF	10	0	0	0	0	0	0	0	1	0	0	3	2	4	0
HAMILTON	19	0	0	0	0	0	0	1	0	0	5	2	3	8	0
HARDEE	6	1	0	0	0	0	0	0	0	0	2	0	2	1	0
HENDRY	28	1	0	0	0	1	0	0	1	1	3	8	9	4	0
HERNANDO	42	0	0	0	0	0	0	0	2	4	8	6	10	12	0
HIGHLANDS	45	0	0	1	0	0	1	0	1	7	11	9	5	10	0
HILLSBOROUGH	796	19	3	0	0	4	9	22	33	58	122	163	183	180	0
HOLMES	4	0	0	0	0	0	0	0	0	0	1	2	1	0	0
INDIAN RIVER	57	2	0	0	0	1	0	1	2	8	6	16	10	11	0
JACKSON	64	3	0	0	0	0	0	2	2	2	11	9	12	23	0
JEFFERSON	28	0	0	0	0	0	1	0	3	3	2	3	8	8	0
LAFAYETTE	3	0	0	0	0	0	0	0	1	0	0	1	0	1	0
LAKE	165	6	0	0	0	1	1	4	5	13	30	21	46	38	0
LEE	161	4	0	0	0	0	1	4	8	16	30	34	35	29	0
LEON	274	7	0	0	0	1	2	5	17	22	42	55	53	70	0
LEVY	15	0	0	0	0	0	0	0	0	1	2	3	3	6	0
LIBERTY	1	0	0	0	0	0	0	0	0	0	0	0	1	0	0
MADISON	41	1	0	0	0	0	1	1	1	4	7	5	8	13	0
MANATEE	123	2	0	0	0	1	0	6	3	12	19	25	33	22	0
MARION	191	5	1	0	0	0	1	2	6	12	30	31	50	53	0
MARTIN	23	0	0	0	0	1	0	0	0	1	6	5	5	5	0
MONROE	14	0	0	0	0	0	0	0	1	1	2	3	3	4	0
NASSAU	39	0	0	0	0	0	2	1	0	2	6	7	13	8	0
OKALOOSA	54	0	0	1	0	0	0	3	1	5	11	14	11	8	0
OKEECHOBEE	11	1	0	0	0	0	0	0	1	1	4	3	0	1	0
ORANGE	744	18	0	5	2	1	4	18	36	63	116	152	166	163	0
OSCEOLA	115	1	0	0	0	0	1	3	0	8	18	19	25	40	0
PALM BEACH	817	20	1	1	0	3	7	26	37	67	136	192	143	184	0
PASCO	90	3	0	0	0	0	2	2	6	6	14	19	17	21	0
PINELLAS	439	7	4	2	0	1	1	9	10	36	80	80	106	103	0
POLK	357	6	1	2	0	1	5	7	18	37	69	59	65	87	0
PUTNAM	66	6	0	0	0	0	0	3	2	4	9	13	12	17	0
SAINT JOHNS	45	2	0	0	0	0	0	1	2	2	8	11	7	12	0
SAINT LUCIE	234	3	1	1	0	0	0	5	12	20	43	38	58	53	0
SANTA ROSA	24	1	0	0	0	0	0	0	1	0	5	7	4	6	0
SARASOTA	67	0	0	0	0	0	0	2	4	9	12	10	12	18	0
SEMINOLE	180	4	1	0	0	0	0	6	12	18	22	24	39	54	0
SUMTER	31	0	0	0	0	0	1	1	0	1	8	5	7	8	0
SUWANNEE	27	0	0	0	0	0	0	2	0	1	6	6	6	6	0
TAYLOR	23	0	0	0	0	0	0	0	2	1	6	4	5	5	0
UNION	6	0	0	0	0	0	0	0	0	0	0	3	2	1	0
VOLUSIA	231	1	0	0	0	1	0	5	7	18	40	30	55	74	0
WAKULLA	13	0	0	0	0	0	0	0	0	0	3	3	3	4	0
WALTON	8	0	0	0	0	0	0	0	1	0	2	1	2	2	0
WASHINGTON	13	0	0	0	0	0	0	0	0	0	5	1	4	3	0

TABLE D-4 (Cont.): RESIDENT DEATHS FOR OTHER MALES BY AGE GROUP, BY COUNTY, FLORIDA, 2019

	TOTAL	<1	1-4	5-9	10-14	15-19	20-24	25-34	35-44	45-54	55-64	65-74	75-84	85+	UNK
FLORIDA	2,308	66	11	7	5	23	53	95	97	186	354	495	536	380	0
ALACHUA	25	2	0	0	0	0	1	1	1	2	3	3	5	7	0
BAKER	4	1	0	0	0	0	1	0	0	0	1	1	0	0	0
BAY	30	4	0	0	0	0	1	2	0	2	6	10	3	2	0
BRADFORD	1	0	0	0	0	0	0	0	0	0	1	0	0	0	0
BREVARD	64	2	0	0	0	1	3	3	2	6	6	13	18	10	0
BROWARD	317	10	3	1	0	3	8	12	16	19	60	60	66	59	0
CALHOUN	0	0	0	0	0	0	0	0	0	0	0	0	0	0	0
CHARLOTTE	15	1	0	0	0	1	0	0	0	0	1	4	5	3	0
CITRUS	20	1	0	0	0	0	0	0	0	1	1	4	6	7	0
CLAY	23	1	1	1	0	0	2	0	0	2	1	5	7	3	0
COLLIER	21	1	0	0	0	0	0	2	0	4	2	4	4	4	0
COLUMBIA	3	0	0	0	0	0	0	0	0	0	0	1	1	1	0
MIAMI-DADE	208	3	0	0	2	0	2	3	8	12	32	50	48	48	0
DESOTO	0	0	0	0	0	0	0	0	0	0	0	0	0	0	0
DIXIE	1	0	0	0	0	0	0	0	0	0	0	0	1	0	0
DUVAL	128	2	0	2	0	4	5	7	9	12	20	30	25	12	0
ESCAMBIA	48	1	0	0	0	0	2	2	2	4	10	8	12	7	0
FLAGLER	18	0	0	0	0	0	0	0	1	0	1	3	7	6	0
FRANKLIN	0	0	0	0	0	0	0	0	0	0	0	0	0	0	0
GADSDEN	1	0	0	0	0	0	0	0	0	0	1	0	0	0	0
GILCHRIST	2	0	0	0	0	0	0	0	0	0	0	1	1	0	0
GLADES	7	0	0	0	0	1	0	3	0	0	2	1	0	0	0
GULF	2	0	0	0	0	0	0	1	1	0	0	0	0	0	0
HAMILTON	1	0	0	0	0	0	0	0	0	1	0	0	0	0	0
HARDEE	2	0	0	0	0	0	0	0	0	0	0	0	1	1	0
HENDRY	5	0	0	0	0	0	0	1	0	0	1	1	2	0	0
HERNANDO	16	2	0	0	0	0	0	0	0	1	2	4	5	2	0
HIGHLANDS	13	0	0	0	0	0	0	1	0	2	0	1	7	2	0
HILLSBOROUGH	174	4	0	1	0	3	3	9	8	17	31	35	42	21	0
HOLMES	2	0	0	0	0	0	0	0	0	0	0	1	1	0	0
INDIAN RIVER	17	0	0	0	0	1	1	2	1	0	3	5	2	2	0
JACKSON	3	0	0	0	0	0	0	0	0	0	1	1	0	1	0
JEFFERSON	0	0	0	0	0	0	0	0	0	0	0	0	0	0	0
LAFAYETTE	0	0	0	0	0	0	0	0	0	0	0	0	0	0	0
LAKE	38	2	0	0	0	0	0	2	2	3	4	6	10	9	0
LEE	52	1	0	0	0	0	0	2	4	2	9	15	13	6	0
LEON	14	2	0	0	0	0	1	1	1	1	2	4	2	0	0
LEVY	1	0	0	0	0	0	0	0	0	0	1	0	0	0	0
LIBERTY	1	0	0	0	0	0	0	0	0	0	0	0	1	0	0
MADISON	0	0	0	0	0	0	0	0	0	0	0	0	0	0	0
MANATEE	33	0	0	0	0	1	1	0	4	2	3	9	8	5	0
MARION	40	1	0	0	1	1	3	0	1	1	9	7	12	4	0
MARTIN	9	0	0	1	0	0	0	1	0	0	4	1	1	1	0
MONROE	6	0	0	0	0	0	1	1	1	0	2	0	0	1	0
NASSAU	1	0	0	0	0	0	0	0	0	0	0	1	0	0	0
OKALOOSA	15	1	1	0	0	1	0	6	0	2	2	1	1	0	0
OKEECHOBEE	2	0	0	0	0	0	0	0	0	0	0	1	1	0	0
ORANGE	228	5	0	0	0	1	6	8	10	29	36	48	46	39	0
OSCEOLA	42	0	1	0	0	0	1	1	3	4	9	6	9	8	0
PALM BEACH	143	6	3	0	0	1	5	6	5	12	20	34	30	21	0
PASCO	64	2	0	0	0	1	1	1	3	6	10	14	20	6	0
PINELLAS	127	3	0	0	0	0	1	6	5	12	13	35	25	27	0
POLK	71	1	1	0	0	0	1	2	3	6	10	17	23	7	0
PUTNAM	2	0	0	0	0	0	0	0	1	0	1	0	0	0	0
SAINT JOHNS	13	0	0	0	0	0	1	0	0	2	0	4	4	2	0
SAINT LUCIE	33	0	0	1	1	0	0	0	0	1	6	7	11	6	0
SANTA ROSA	19	0	1	0	0	1	0	1	0	2	5	3	4	2	0
SARASOTA	29	1	0	0	0	0	0	1	1	3	4	8	6	5	0
SEMINOLE	65	2	0	0	0	0	0	2	2	6	10	9	17	17	0
SUMTER	11	0	0	0	0	0	0	0	0	0	0	4	3	4	0
SUWANNEE	2	0	0	0	0	0	1	0	0	0	0	0	0	1	0
TAYLOR	3	0	0	0	0	0	0	0	0	0	0	1	2	0	0
UNION	1	1	0	0	0	0	0	0	0	0	0	0	0	0	0
VOLUSIA	57	2	0	0	1	1	1	4	0	4	4	12	17	11	0
WAKULLA	1	0	0	0	0	1	0	0	0	0	0	0	0	0	0
WALTON	9	0	0	0	0	0	0	1	1	1	3	2	1	0	0
WASHINGTON	4	1	0	0	0	0	0	0	1	1	1	0	0	0	0

TABLE D-4 (Cont.): RESIDENT DEATHS FOR OTHER FEMALES BY AGE GROUP, BY COUNTY, FLORIDA, 2019

	TOTAL	<1	1-4	5-9	10-14	15-19	20-24	25-34	35-44	45-54	55-64	65-74	75-84	85+	UNK
FLORIDA	2,153	43	5	5	6	9	18	39	74	124	254	378	538	660	0
ALACHUA	22	3	0	0	0	0	0	1	0	2	2	4	4	6	0
BAKER	0	0	0	0	0	0	0	0	0	0	0	0	0	0	0
BAY	25	0	0	0	0	1	0	0	1	0	2	5	7	9	0
BRADFORD	3	0	0	0	0	0	0	0	0	0	0	1	2	0	0
BREVARD	88	1	0	0	1	0	1	3	1	5	10	15	24	27	0
BROWARD	260	2	1	0	0	0	1	4	9	15	34	41	60	93	0
CALHOUN	1	0	0	0	0	0	0	0	0	1	0	0	0	0	0
CHARLOTTE	12	0	0	0	0	0	0	0	2	1	0	1	2	6	0
CITRUS	14	1	0	0	0	0	0	0	0	2	1	3	4	3	0
CLAY	29	0	0	0	0	0	0	1	1	2	3	5	6	11	0
COLLIER	23	3	0	0	0	0	0	0	1	2	2	2	6	7	0
COLUMBIA	6	1	0	0	0	0	0	0	1	0	1	2	0	1	0
MIAMI-DADE	182	3	0	1	0	1	3	3	2	13	19	32	42	63	0
DESOTO	4	0	0	0	0	0	0	0	0	0	0	0	2	2	0
DIXIE	0	0	0	0	0	0	0	0	0	0	0	0	0	0	0
DUVAL	126	2	0	0	0	0	1	3	6	9	16	20	27	42	0
ESCAMBIA	54	2	1	0	0	1	0	1	1	5	5	11	9	18	0
FLAGLER	12	0	0	0	0	0	2	0	0	1	2	1	2	4	0
FRANKLIN	1	1	0	0	0	0	0	0	0	0	0	0	0	0	0
GADSDEN	0	0	0	0	0	0	0	0	0	0	0	0	0	0	0
GILCHRIST	0	0	0	0	0	0	0	0	0	0	0	0	0	0	0
GLADES	1	0	0	0	0	0	0	0	1	0	0	0	0	0	0
GULF	0	0	0	0	0	0	0	0	0	0	0	0	0	0	0
HAMILTON	0	0	0	0	0	0	0	0	0	0	0	0	0	0	0
HARDEE	0	0	0	0	0	0	0	0	0	0	0	0	0	0	0
HENDRY	3	0	0	0	0	0	0	0	1	0	1	0	1	0	0
HERNANDO	12	0	0	0	0	0	0	0	1	1	3	0	1	6	0
HIGHLANDS	10	1	0	0	0	0	1	2	0	0	1	1	2	2	0
HILLSBOROUGH	156	5	0	0	0	1	1	4	6	9	17	27	43	43	0
HOLMES	0	0	0	0	0	0	0	0	0	0	0	0	0	0	0
INDIAN RIVER	17	0	0	0	0	0	0	0	2	2	0	2	5	6	0
JACKSON	3	0	0	0	0	0	0	0	0	1	0	1	0	1	0
JEFFERSON	0	0	0	0	0	0	0	0	0	0	0	0	0	0	0
LAFAYETTE	0	0	0	0	0	0	0	0	0	0	0	0	0	0	0
LAKE	47	0	0	0	0	1	1	0	2	1	6	10	11	15	0
LEE	55	1	0	0	0	0	1	0	0	4	10	11	20	8	0
LEON	14	1	0	1	0	0	0	0	2	3	1	1	2	3	0
LEVY	2	0	0	0	0	0	0	0	0	1	0	0	1	0	0
LIBERTY	0	0	0	0	0	0	0	0	0	0	0	0	0	0	0
MADISON	0	0	0	0	0	0	0	0	0	0	0	0	0	0	0
MANATEE	28	0	0	0	0	0	0	0	0	0	4	4	9	11	0
MARION	35	0	0	0	0	0	0	0	0	1	5	5	9	15	0
MARTIN	7	0	0	0	0	0	0	1	0	1	0	0	4	1	0
MONROE	1	0	0	0	0	0	0	0	0	1	0	0	0	0	0
NASSAU	1	0	0	0	0	0	0	0	0	0	0	0	1	0	0
OKALOOSA	44	0	0	1	0	0	0	0	1	2	8	6	13	13	0
OKEECHOBEE	0	0	0	0	0	0	0	0	0	0	0	0	0	0	0
ORANGE	187	5	2	0	1	1	0	5	13	5	29	30	50	46	0
OSCEOLA	47	0	0	1	0	0	2	1	0	2	9	12	9	11	0
PALM BEACH	126	0	0	0	1	1	0	1	2	10	15	19	37	40	0
PASCO	66	1	0	1	1	0	1	3	2	5	5	9	16	22	0
PINELLAS	115	3	1	0	0	0	1	1	3	3	15	21	30	37	0
POLK	63	2	0	0	1	1	0	0	2	5	6	15	11	20	0
PUTNAM	2	0	0	0	0	0	0	0	0	0	0	1	1	0	0
SAINT JOHNS	15	0	0	0	0	0	0	0	1	0	1	6	5	2	0
SAINT LUCIE	37	0	0	0	0	0	0	0	2	1	3	11	8	12	0
SANTA ROSA	23	0	0	0	0	0	0	1	0	2	0	8	6	6	0
SARASOTA	23	0	0	0	0	0	0	0	1	1	2	4	9	6	0
SEMINOLE	67	1	0	0	1	1	1	1	2	3	3	16	21	17	0
SUMTER	11	1	0	0	0	0	0	1	0	0	1	2	3	3	0
SUWANNEE	4	1	0	0	0	0	0	1	1	0	0	0	1	0	0
TAYLOR	0	0	0	0	0	0	0	0	0	0	0	0	0	0	0
UNION	0	0	0	0	0	0	0	0	0	0	0	0	0	0	0
VOLUSIA	63	2	0	0	0	0	1	1	4	2	11	11	10	21	0
WAKULLA	0	0	0	0	0	0	0	0	0	0	0	0	0	0	0
WALTON	3	0	0	0	0	0	0	0	0	0	1	1	0	1	0
WASHINGTON	3	0	0	0	0	0	0	0	0	0	0	1	2	0	0

TABLE D-5: RESIDENT DEATHS AND RATES PER 100,000 POPULATION, BY HISPANIC OR HAITIAN ORIGIN, BY COUNTY, FLORIDA, 2019

	NUMBERS										RATE
	HISPANIC ORIGIN										TOTAL HISPANIC
	TOTAL	HISPANIC	MEXICAN	PUERTO RICAN	CUBAN	OTHER/ UNK HISPANIC	HAITIAN	NON- HISPANIC/ NON-HAITIAN	UNK		
FLORIDA	206,975	27,774	1,572	6,569	12,788	6,845	2,342	175,353	1,506	497.2	
ALACHUA	2,011	74	4	25	26	19	2	1,925	10	270.0	
BAKER	262	2	2	0	0	0	0	258	2	264.6	
BAY	1,873	30	8	13	6	3	0	1,837	6	248.3	
BRADFORD	310	6	1	2	2	1	0	304	0	497.1	
BREVARD	7,617	304	25	166	41	72	16	7,262	35	478.0	
BROWARD	15,235	2,414	65	500	756	1,093	591	11,966	264	411.7	
CALHOUN	165	2	0	0	1	1	0	163	0	233.4	
CHARLOTTE	2,747	67	4	34	10	19	14	2,664	2	495.4	
CITRUS	2,646	65	5	31	12	17	1	2,573	7	739.0	
CLAY	1,938	75	14	32	8	21	2	1,834	27	334.4	
COLLIER	3,596	328	98	34	124	72	65	3,170	33	307.9	
COLUMBIA	830	20	2	6	5	7	0	802	8	445.7	
MIAMI-DADE	19,922	12,906	139	639	9,479	2,649	775	6,027	214	660.2	
DESOTO	352	23	15	5	1	2	0	328	1	202.0	
DIXIE	227	1	1	0	0	0	0	226	0	149.3	
DUVAL	8,781	326	38	146	49	93	26	8,249	180	331.0	
ESCAMBIA	3,728	58	17	12	8	21	1	3,646	23	309.0	
FLAGLER	1,520	78	3	32	16	27	7	1,431	4	667.7	
FRANKLIN	157	0	0	0	0	0	0	156	1	0.0	
GADSDEN	482	11	8	1	0	2	0	468	3	219.3	
GILCHRIST	195	5	2	1	1	1	0	190	0	460.4	
GLADES	134	4	1	0	3	0	0	130	0	144.0	
GULF	186	1	0	0	1	0	0	185	0	132.3	
HAMILTON	165	2	2	0	0	0	0	163	0	138.7	
HARDEE	240	46	43	2	0	1	1	192	1	383.0	
HENDRY	329	77	29	11	27	10	0	252	0	353.6	
HERNANDO	2,853	164	6	104	21	33	3	2,673	13	609.5	
HIGHLANDS	1,667	118	12	61	24	21	5	1,542	2	548.2	
HILLSBOROUGH	10,994	1,906	168	650	651	437	42	9,024	22	451.1	
HOLMES	313	4	1	1	1	1	0	308	1	670.0	
INDIAN RIVER	2,199	78	25	19	15	19	10	2,109	2	395.6	
JACKSON	638	8	2	3	1	2	0	629	1	318.9	
JEFFERSON	167	1	1	0	0	0	0	165	1	177.0	
LAFAYETTE	81	2	1	0	1	0	0	79	0	162.6	
LAKE	4,579	251	32	138	26	55	8	4,314	6	441.1	
LEE	7,535	588	85	182	186	135	32	6,886	29	365.5	
LEON	2,045	32	7	5	8	12	3	2,005	5	164.0	
LEVY	553	17	5	5	4	3	0	536	0	479.7	
LIBERTY	70	0	0	0	0	0	0	69	1	0.0	
MADISON	247	4	0	1	1	2	1	242	0	368.7	
MANATEE	4,364	209	67	55	40	47	11	4,132	12	321.3	
MARION	5,350	326	28	176	54	68	4	4,983	37	664.0	
MARTIN	1,964	59	7	19	11	22	3	1,893	9	267.8	
MONROE	660	80	4	4	66	6	1	573	6	437.5	
NASSAU	935	15	2	8	3	2	0	911	9	392.9	
OKALOOSA	1,882	53	16	18	4	15	0	1,812	17	271.6	
ORKEECHOBEE	481	32	26	2	2	2	0	447	2	303.9	
ORANGE	8,420	1,743	87	1,022	205	429	167	6,406	104	388.1	
OSCEOLA	2,531	941	15	639	64	223	42	1,531	17	461.7	
PALM BEACH	14,839	1,261	111	285	381	484	359	13,120	99	377.2	
PASCO	6,551	380	34	214	53	79	14	6,118	39	456.4	
PINELLAS	12,179	475	45	183	95	152	3	11,582	119	484.6	
POLK	7,379	627	95	364	64	104	38	6,702	12	385.4	
PUTNAM	997	23	6	13	1	3	1	971	2	307.9	
SAINT JOHNS	2,120	47	5	16	8	18	2	2,067	4	261.2	
SAINT LUCIE	3,506	244	34	88	50	72	64	3,190	8	403.8	
SANTA ROSA	1,683	28	11	6	5	6	0	1,649	6	273.1	
SARASOTA	5,986	153	35	35	35	48	6	5,818	9	383.7	
SEMINOLE	3,533	418	12	242	57	107	6	3,091	18	402.2	
SUMTER	2,084	48	9	19	11	9	0	2,034	2	639.6	
SUWANNEE	580	21	3	8	8	2	1	556	2	480.3	
TAYLOR	262	7	0	4	2	1	1	253	1	689.0	
UNION	251	11	4	1	5	1	2	230	8	1,216.8	
VOLUSIA	7,406	446	37	279	43	87	11	6,908	41	568.9	
WAKULLA	298	3	2	0	1	0	0	295	0	245.3	
WALTON	678	14	5	4	1	4	0	662	2	311.5	
WASHINGTON	372	4	1	2	0	1	0	368	0	430.6	

TABLE D-6: RESIDENT DEATHS FOR INCORPORATED CITIES OF 2,400 OR MORE POPULATION, BY RACE, BY COUNTY, FLORIDA, 2019

	TOTAL	WHITE	AMER BLACK INDIAN	CHINESE	JAPANESE	HAWAIIAN	FILIPINO	OTHER ASIAN/ PAC ISL	MULTI - RACE & OTHER	UNK	
FLORIDA	206,975	178,237	24,094	263	265	130	12	425	1,327	2,040	182
ALACHUA	2,011	1,547	417	2	7	2	0	5	15	16	0
ALACHUA	63	40	23	0	0	0	0	0	0	0	0
GAINESVILLE	743	464	255	1	3	1	0	2	8	9	0
HIGH SPRINGS	33	26	6	0	0	0	0	0	0	1	0
NEWBERRY	42	32	8	1	0	0	0	0	1	0	0
BALANCE OF COUNTY	1,130	985	125	0	4	1	0	3	6	6	0
BAKER	262	233	25	0	0	0	0	0	1	3	0
MACCLENNY	65	52	11	0	0	0	0	0	1	1	0
BALANCE OF COUNTY	197	181	14	0	0	0	0	0	0	2	0
BAY	1,873	1,663	154	3	1	6	0	12	13	20	1
CALLAWAY	22	18	3	0	0	0	0	0	1	0	0
LYNN HAVEN	164	149	14	0	0	0	0	0	1	0	0
PANAMA CITY	658	524	121	0	0	3	0	4	3	3	0
PANAMA CITY BEACH	178	168	1	0	1	0	0	2	3	3	0
PARKER	3	3	0	0	0	0	0	0	0	0	0
SPRINGFIELD	8	5	2	0	0	0	0	0	0	1	0
BALANCE OF COUNTY	840	796	13	3	0	3	0	6	5	13	1
BRADFORD	310	277	29	0	0	0	0	0	0	4	0
STARKE	73	54	18	0	0	0	0	0	0	1	0
BALANCE OF COUNTY	237	223	11	0	0	0	0	0	0	3	0
BREVARD	7,617	6,940	522	13	5	8	0	13	39	74	3
CAPE CANAVERAL	81	80	1	0	0	0	0	0	0	0	0
COCOA	331	252	69	1	2	0	0	0	1	6	0
COCOA BEACH	169	165	1	0	0	1	0	0	0	2	0
GRANT-VALKARIA	20	19	1	0	0	0	0	0	0	0	0
INDIALANTIC	120	116	1	0	0	0	0	0	2	1	0
INDIAN HARBOUR BEACH	110	105	0	0	1	1	0	1	1	1	0
MALABAR	27	24	1	0	0	0	0	0	0	2	0
MELBOURNE	1,316	1,213	77	3	0	1	0	2	8	10	2
MELBOURNE BEACH	71	71	0	0	0	0	0	0	0	0	0
PALM BAY	1,197	995	154	2	2	0	0	3	11	30	0
ROCKLEDGE	375	325	42	3	0	0	0	0	1	4	0
SATELLITE BEACH	168	167	1	0	0	0	0	0	0	0	0
TITUSVILLE	719	643	70	1	0	1	0	0	2	2	0
WEST MELBOURNE	230	220	4	0	0	1	0	0	2	3	0
BALANCE OF COUNTY	2,683	2,545	100	3	0	3	0	7	11	13	1
BROWARD	15,235	11,527	3,116	15	48	6	1	27	146	334	15
COCONUT CREEK	462	424	22	1	4	0	0	0	3	8	0
COOPER CITY	166	149	8	0	0	0	0	2	1	6	0
CORAL SPRINGS	688	536	101	0	7	0	1	0	21	22	0
DANIA BEACH	192	126	60	0	0	1	0	0	1	4	0
DAVIE	571	508	31	0	1	0	0	2	10	18	1
DEERFIELD BEACH	696	581	98	1	1	0	0	2	2	10	1
FORT LAUDERDALE	2,016	1,345	624	1	1	1	0	0	16	26	2
HALLANDALE	390	316	66	0	1	0	0	1	0	5	1
HOLLYWOOD	1,329	1,089	205	6	2	1	0	0	6	18	2
LAUDERDALE BY THE SEA	54	51	2	0	0	0	0	0	1	0	0
LAUDERDALE LAKES	244	77	157	0	1	0	0	1	0	8	0
LAUDERHILL	517	194	298	0	0	0	0	0	3	22	0
LIGHTHOUSE POINT	108	102	3	0	0	0	0	1	0	2	0
MARGATE	587	467	90	0	1	0	0	1	6	22	0
MIRAMAR	495	236	226	0	2	0	0	3	9	19	0
NORTH LAUDERDALE	154	68	77	0	0	0	0	1	3	5	0
OAKLAND PARK	260	205	47	0	1	1	0	0	2	4	0
PARKLAND	129	111	7	0	0	0	0	1	4	6	0
PEMBROKE PARK	25	18	6	0	0	0	0	0	0	1	0
PEMBROKE PINES	1,121	901	168	0	13	0	0	6	10	22	1
PLANTATION	648	528	91	0	2	1	0	2	10	12	2
POMPANO BEACH	1,357	1,079	256	1	0	1	0	0	7	12	1
SOUTHWEST RANCHES	61	57	1	0	1	0	0	0	1	1	0
SUNRISE	715	545	131	0	2	0	0	1	7	29	0
TAMARAC	772	610	128	0	3	0	0	1	9	20	1
WEST PARK	95	36	58	0	0	0	0	0	1	0	0

TABLE D-6 (Cont.): RESIDENT DEATHS FOR INCORPORATED CITIES OF 2,400 OR MORE POPULATION, BY RACE, BY COUNTY, FLORIDA, 2019

	TOTAL	WHITE	AMER BLACK	INDIAN	CHINESE	JAPANESE	HAWAIIAN	FILIPINO	OTHER ASIAN/ PAC ISL	MULTI - RACE & OTHER	UNK	
BROWARD (Cont.)												
WESTON	223	205	7	0	2	0	0	1	1	7	0	
WILTON MANORS	160	152	8	0	0	0	0	0	0	0	0	
BALANCE OF COUNTY	1,000	811	140	5	3	0	0	1	12	25	3	
CALHOUN	165	151	13	0	0	0	0	0	1	0	0	
BLOUNTSTOWN	56	47	8	0	0	0	0	0	1	0	0	
BALANCE OF COUNTY	109	104	5	0	0	0	0	0	0	0	0	
CHARLOTTE	2,747	2,634	86	2	3	0	0	2	9	11	0	
PUNTA GORDA	347	334	9	1	1	0	0	0	1	1	0	
BALANCE OF COUNTY	2,400	2,300	77	1	2	0	0	2	8	10	0	
CITRUS	2,646	2,560	49	0	1	2	1	8	8	14	3	
CRYSTAL RIVER	89	83	6	0	0	0	0	0	0	0	0	
INVERNESS	197	189	5	0	0	0	0	1	1	1	0	
BALANCE OF COUNTY	2,360	2,288	38	0	1	2	1	7	7	13	3	
CLAY	1,938	1,759	124	5	4	5	1	15	7	15	3	
GREEN COVE SPRINGS	67	51	15	0	0	0	0	0	0	1	0	
ORANGE PARK	252	198	44	0	0	1	0	5	1	3	0	
BALANCE OF COUNTY	1,619	1,510	65	5	4	4	1	10	6	11	3	
COLLIER	3,596	3,430	119	7	5	1	0	2	7	22	3	
MARCO ISLAND	134	133	0	0	0	0	0	0	0	1	0	
NAPLES	848	800	37	0	2	0	0	1	3	5	0	
BALANCE OF COUNTY	2,614	2,497	82	7	3	1	0	1	4	16	3	
COLUMBIA	830	721	100	0	1	0	0	0	3	5	0	
LAKE CITY	216	155	55	0	1	0	0	0	1	4	0	
BALANCE OF COUNTY	614	566	45	0	0	0	0	0	2	1	0	
MIAMI-DADE	19,922	15,851	3,647	5	47	5	0	16	73	244	34	
AVENTURA	374	353	13	0	1	0	0	0	1	5	1	
BAL HARBOUR	33	33	0	0	0	0	0	0	0	0	0	
BAY HARBOR ISLANDS	26	25	0	0	0	0	0	0	1	0	0	
BISCAYNE PARK	23	17	2	0	1	0	0	1	0	2	0	
CORAL GABLES	324	312	9	0	0	0	0	0	1	2	0	
CUTLER BAY	217	194	20	1	1	0	0	0	0	1	0	
DORAL	113	103	3	0	1	0	0	0	2	3	1	
EL PORTAL	12	3	9	0	0	0	0	0	0	0	0	
FLORIDA CITY	69	35	33	0	0	0	0	0	0	1	0	
HIALEAH	2,401	2,313	63	0	1	0	0	2	0	19	3	
HIALEAH GARDENS	144	135	1	0	0	0	0	0	2	6	0	
HOMESTEAD	684	579	86	0	1	0	0	0	4	14	0	
KEY BISCAYNE	61	59	1	0	0	0	0	0	0	1	0	
MIAMI	7,225	5,337	1,741	2	12	2	0	3	22	88	18	
MIAMI BEACH	517	484	20	0	0	1	0	0	3	8	1	
MIAMI GARDENS	764	282	461	0	1	0	0	1	1	17	1	
MIAMI LAKES	207	195	7	0	0	0	0	0	2	3	0	
MIAMI SHORES	60	47	8	0	1	0	0	0	1	3	0	
MIAMI SPRINGS	131	126	1	0	0	1	0	0	1	2	0	
NORTH BAY VILLAGE	40	34	4	0	1	0	0	1	0	0	0	
NORTH MIAMI	398	223	160	0	1	0	0	2	3	8	1	
NORTH MIAMI BEACH	379	247	113	0	2	0	0	2	3	12	0	
OPA-LOCKA	165	72	91	0	0	0	0	0	0	2	0	
PINECREST	42	41	1	0	0	0	0	0	0	0	0	
PALMETTO BAY	101	94	4	0	0	0	0	0	3	0	0	
SOUTH MIAMI	40	24	14	0	0	0	0	1	1	0	0	
SUNNY ISLES BEACH	83	83	0	0	0	0	0	0	0	0	0	
SURFSIDE	48	47	0	0	0	0	0	0	0	1	0	
SWEETWATER	6	6	0	0	0	0	0	0	0	0	0	
VIRGINIA GARDENS	14	13	0	0	0	0	0	0	1	0	0	
WEST MIAMI	15	15	0	0	0	0	0	0	0	0	0	
BALANCE OF COUNTY	5,206	4,320	782	2	23	1	0	3	21	46	8	
DESOTO	352	308	40	0	0	2	0	0	2	0	0	
ARCADIA	117	92	24	0	0	1	0	0	0	0	0	
BALANCE OF COUNTY	235	216	16	0	0	1	0	0	2	0	0	
DIXIE	227	214	12	1	0	0	0	0	0	0	0	

TABLE D-6 (Cont.): RESIDENT DEATHS FOR INCORPORATED CITIES OF 2,400 OR MORE POPULATION, BY RACE, BY COUNTY, FLORIDA, 2019

	TOTAL	WHITE	BLACK	AMER INDIAN	CHINESE	JAPANESE	HAWAIIAN	FILIPINO	OTHER ASIAN/ PAC ISL	MULTI - RACE & OTHER	UNK
DUVAL	8,781	6,232	2,292	9	8	8	0	66	63	100	3
ATLANTIC BEACH	198	179	19	0	0	0	0	0	0	0	0
BALDWIN	22	14	8	0	0	0	0	0	0	0	0
JACKSONVILLE	8,283	5,774	2,255	9	8	7	0	65	63	99	3
JACKSONVILLE BEACH	239	228	9	0	0	0	0	1	0	1	0
NEPTUNE BEACH	39	37	1	0	0	1	0	0	0	0	0
ESCAMBIA	3,728	2,895	725	13	1	4	0	24	20	40	6
CENTURY	37	19	16	2	0	0	0	0	0	0	0
PENSACOLA	1,000	723	259	2	1	1	0	5	3	5	1
BALANCE OF COUNTY	2,691	2,153	450	9	0	3	0	19	17	35	5
FLAGLER	1,520	1,338	152	2	1	0	0	5	7	15	0
BUNNELL	67	56	10	0	0	0	0	0	0	1	0
FLAGLER BEACH	99	98	0	0	0	0	0	0	0	1	0
PALM COAST	1,180	1,032	123	2	1	0	0	4	6	12	0
BALANCE OF COUNTY	174	152	19	0	0	0	0	1	1	1	0
FRANKLIN	157	145	11	0	0	0	0	0	0	1	0
APALACHICOLA	31	23	8	0	0	0	0	0	0	0	0
CARRABELLE	22	19	3	0	0	0	0	0	0	0	0
BALANCE OF COUNTY	104	103	0	0	0	0	0	0	0	1	0
GADSDEN	482	215	265	0	0	0	0	0	1	0	1
CHATTAHOOCHEE	42	22	20	0	0	0	0	0	0	0	0
GRETNA	13	0	13	0	0	0	0	0	0	0	0
HAVANA	52	21	31	0	0	0	0	0	0	0	0
MIDWAY	25	3	21	0	0	0	0	0	1	0	0
QUINCY	104	35	69	0	0	0	0	0	0	0	0
BALANCE OF COUNTY	246	134	111	0	0	0	0	0	0	0	1
GILCHRIST	195	187	6	0	0	0	0	0	0	2	0
GLADES	134	120	6	8	0	0	0	0	0	0	0
GULF	186	164	20	0	0	0	0	0	0	2	0
PORT ST JOE	61	47	14	0	0	0	0	0	0	0	0
BALANCE OF COUNTY	125	117	6	0	0	0	0	0	0	2	0
HAMILTON	165	121	43	1	0	0	0	0	0	0	0
JASPER	35	25	10	0	0	0	0	0	0	0	0
BALANCE OF COUNTY	130	96	33	1	0	0	0	0	0	0	0
HARDEE	240	221	17	1	0	0	0	0	0	1	0
BOWLING GREEN	27	22	5	0	0	0	0	0	0	0	0
WAUCHULA	54	47	7	0	0	0	0	0	0	0	0
BALANCE OF COUNTY	159	152	5	1	0	0	0	0	0	1	0
HENDRY	329	264	57	7	0	0	0	0	0	1	0
CLEWISTON	100	59	39	1	0	0	0	0	0	1	0
LABELLE	9	8	1	0	0	0	0	0	0	0	0
BALANCE OF COUNTY	220	197	17	6	0	0	0	0	0	0	0
HERNANDO	2,853	2,732	92	2	0	1	1	1	3	20	1
BROOKSVILLE	204	181	23	0	0	0	0	0	0	0	0
BALANCE OF COUNTY	2,649	2,551	69	2	0	1	1	1	3	20	1
HIGHLANDS	1,667	1,544	100	6	0	1	0	3	4	9	0
AVON PARK	128	99	26	0	0	0	0	0	0	3	0
LAKE PLACID	110	99	10	0	0	0	0	0	1	0	0
SEBRING	363	327	28	3	0	0	0	2	1	2	0
BALANCE OF COUNTY	1,066	1,019	36	3	0	1	0	1	2	4	0
HILLSBOROUGH	10,994	9,038	1,622	16	16	3	2	21	121	151	4
PLANT CITY	385	302	77	1	0	0	0	0	0	5	0
TAMPA	2,962	2,020	846	2	7	1	0	4	44	37	1
TEMPLE TERRACE	105	82	20	0	0	0	0	1	0	2	0
BALANCE OF COUNTY	7,542	6,634	679	13	9	2	2	16	77	107	3
HOLMES	313	300	11	0	0	0	0	0	0	2	0
BONIFAY	103	96	7	0	0	0	0	0	0	0	0
BALANCE OF COUNTY	210	204	4	0	0	0	0	0	0	2	0
INDIAN RIVER	2,199	2,039	125	3	1	2	0	1	8	19	1

TABLE D-6 (Cont.): RESIDENT DEATHS FOR INCORPORATED CITIES OF 2,400 OR MORE POPULATION, BY RACE, BY COUNTY, FLORIDA, 2019

	TOTAL	WHITE	BLACK	AMER INDIAN	CHINESE	JAPANESE	HAWAIIAN	FILIPINO	OTHER ASIAN/ PAC ISL	MULTI - RACE & OTHER	UNK
INDIAN RIVER (Cont.)											
FELLSMERE	22	19	2	0	0	0	0	0	0	1	0
INDIAN RIVER SHORES	1	1	0	0	0	0	0	0	0	0	0
SEBASTIAN	273	257	14	0	0	0	0	0	0	2	0
VERO BEACH	439	383	44	1	1	1	0	0	1	7	1
BALANCE OF COUNTY	1,464	1,379	65	2	0	1	0	1	7	9	0
JACKSON	638	499	132	1	0	0	0	0	2	3	1
GRACEVILLE	49	36	13	0	0	0	0	0	0	0	0
MARIANNA	133	91	41	0	0	0	0	0	1	0	0
BALANCE OF COUNTY	456	372	78	1	0	0	0	0	1	3	1
JEFFERSON	167	112	55	0	0	0	0	0	0	0	0
MONTICELLO	49	32	17	0	0	0	0	0	0	0	0
BALANCE OF COUNTY	118	80	38	0	0	0	0	0	0	0	0
LAFAYETTE	81	77	4	0	0	0	0	0	0	0	0
LAKE	4,579	4,159	335	5	3	4	0	2	26	45	0
CLERMONT	481	412	48	0	1	0	0	0	6	14	0
EUSTIS	280	239	36	1	0	0	0	0	1	3	0
FRUITLAND PARK	94	86	5	0	0	0	0	0	2	1	0
GROVELAND	91	80	9	0	0	1	0	0	0	1	0
LADY LAKE	186	180	6	0	0	0	0	0	0	0	0
LEESBURG	581	490	83	0	2	0	0	0	2	4	0
MASCOTTE	20	15	2	0	0	0	0	0	2	1	0
MINNEOLA	42	39	3	0	0	0	0	0	0	0	0
MOUNT DORA	228	208	17	0	0	0	0	0	1	2	0
TAVARES	303	285	13	1	0	0	0	1	3	0	0
UMATILLA	55	53	2	0	0	0	0	0	0	0	0
BALANCE OF COUNTY	2,218	2,072	111	3	0	3	0	1	9	19	0
LEE	7,535	7,046	377	10	6	4	1	14	36	36	5
BONITA SPRINGS	491	486	4	0	0	0	0	0	1	0	0
CAPE CORAL	1,726	1,657	39	3	1	0	0	9	11	6	0
ESTERO	225	220	3	0	1	0	0	0	1	0	0
FORT MYERS	1,336	1,136	177	2	1	1	1	1	6	9	2
FORT MYERS BEACH	87	87	0	0	0	0	0	0	0	0	0
SANIBEL	58	57	1	0	0	0	0	0	0	0	0
BALANCE OF COUNTY	3,612	3,403	153	5	3	3	0	4	17	21	3
LEON	2,045	1,458	559	0	2	1	0	2	10	13	0
TALLAHASSEE	1,485	1,029	433	0	2	1	0	2	9	9	0
BALANCE OF COUNTY	560	429	126	0	0	0	0	0	1	4	0
LEVY	553	509	41	0	0	0	0	1	1	1	0
WILLISTON	49	42	6	0	0	0	0	0	1	0	0
BALANCE OF COUNTY	504	467	35	0	0	0	0	1	0	1	0
LIBERTY	70	60	9	1	0	0	0	0	0	0	0
MADISON	247	174	73	0	0	0	0	0	0	0	0
MADISON	56	28	28	0	0	0	0	0	0	0	0
BALANCE OF COUNTY	191	146	45	0	0	0	0	0	0	0	0
MANATEE	4,364	4,045	258	3	4	4	0	6	15	29	0
BRADENTON	733	662	59	1	1	0	0	0	3	7	0
BRADENTON BEACH	11	10	0	1	0	0	0	0	0	0	0
HOLMES BEACH	31	31	0	0	0	0	0	0	0	0	0
LONGBOAT KEY	13	13	0	0	0	0	0	0	0	0	0
PALMETTO	137	112	22	0	0	0	0	0	0	3	0
BALANCE OF COUNTY	3,439	3,217	177	1	3	4	0	6	12	19	0
MARION	5,350	4,838	429	8	2	3	0	5	20	37	8
BELLEVIEW	88	80	6	1	0	1	0	0	0	0	0
OCALA	1,299	1,072	203	2	0	0	0	3	3	15	1
BALANCE OF COUNTY	3,963	3,686	220	5	2	2	0	2	17	22	7
MARTIN	1,964	1,893	52	4	1	0	0	1	6	4	3
INDIANTOWN	26	13	12	0	0	0	0	0	0	0	1
PORT SAINT LUCIE	5	5	0	0	0	0	0	0	0	0	0
STUART	340	320	17	1	0	0	0	0	1	0	1

TABLE D-6 (Cont.): RESIDENT DEATHS FOR INCORPORATED CITIES OF 2,400 OR MORE POPULATION, BY RACE, BY COUNTY, FLORIDA, 2019

	TOTAL	WHITE	AMER BLACK	INDIAN	CHINESE	JAPANESE	HAWAIIAN	FILIPINO	OTHER ASIAN/ PAC ISL	MULTI - RACE & OTHER	UNK
MARTIN (Cont.)											
BALANCE OF COUNTY	1,593	1,555	23	3	1	0	0	1	5	4	1
MONROE	660	620	32	0	1	0	0	1	2	3	1
ISLAMORADA	27	27	0	0	0	0	0	0	0	0	0
KEY WEST	216	200	14	0	0	0	0	0	1	1	0
MARATHON	75	69	5	0	0	0	0	0	0	1	0
BALANCE OF COUNTY	342	324	13	0	1	0	0	1	1	1	1
NASSAU	935	867	66	0	0	0	0	0	1	1	0
FERNANDINA BEACH	193	159	34	0	0	0	0	0	0	0	0
HILLIARD	51	46	5	0	0	0	0	0	0	0	0
BALANCE OF COUNTY	691	662	27	0	0	0	0	0	1	1	0
OKALOOSA	1,882	1,688	122	4	0	9	0	10	14	22	13
CRESTVIEW	205	156	42	1	0	0	0	1	1	3	1
DESTIN	111	108	1	0	0	0	0	1	0	1	0
FORT WALTON BEACH	315	268	31	2	0	1	0	1	3	9	0
MARY ESTHER	40	31	5	0	0	1	0	0	2	1	0
NICEVILLE	169	158	5	0	0	2	0	1	1	2	0
VALPARAISO	36	35	0	0	0	0	0	0	0	0	1
BALANCE OF COUNTY	1,006	932	38	1	0	5	0	6	7	6	11
OKEECHOBEE	481	458	20	0	0	0	0	0	1	1	1
OKEECHOBEE	73	62	9	0	0	0	0	0	1	1	0
BALANCE OF COUNTY	408	396	11	0	0	0	0	0	0	0	1
ORANGE	8,420	6,416	1,573	15	26	2	1	35	186	151	15
APOPKA	259	189	55	1	0	0	0	0	6	6	2
BELLE ISLE	19	18	0	0	0	1	0	0	0	0	0
EATONVILLE	4	0	4	0	0	0	0	0	0	0	0
EDGEWOOD	1	1	0	0	0	0	0	0	0	0	0
OAKLAND	7	5	1	0	0	0	0	0	1	0	0
OCOEE	185	136	42	1	0	0	0	0	1	5	0
ORLANDO	2,603	1,820	668	4	6	0	0	9	51	42	3
MAITLAND	93	80	13	0	0	0	0	0	0	0	0
WINDERMERE	67	58	5	0	0	0	0	0	2	2	0
WINTER GARDEN	259	202	37	0	2	0	0	3	8	7	0
WINTER PARK	278	251	21	1	0	0	0	1	2	1	1
BALANCE OF COUNTY	4,645	3,656	727	8	18	1	1	22	115	88	9
OSCEOLA	2,531	2,181	260	2	4	1	0	15	31	36	1
KISSIMMEE	606	506	75	0	1	0	0	5	7	12	0
ST CLOUD	324	294	24	1	0	0	0	1	2	1	1
BALANCE OF COUNTY	1,601	1,381	161	1	3	1	0	9	22	23	0
PALM BEACH	14,839	12,935	1,627	6	23	7	0	13	85	135	8
BELLE GLADE	141	26	113	0	0	0	0	0	0	2	0
BOCA RATON	1,417	1,351	40	1	3	1	0	0	5	15	1
BOYNTON BEACH	1,335	1,170	153	0	2	0	0	0	4	6	0
DELRAY BEACH	1,147	966	169	0	1	0	0	0	4	6	1
GREENACRES	199	164	30	0	0	0	0	0	2	3	0
HIGHLAND BEACH	57	57	0	0	0	0	0	0	0	0	0
HYPOLUXO	20	18	2	0	0	0	0	0	0	0	0
JUNO BEACH	68	68	0	0	0	0	0	0	0	0	0
JUPITER	509	487	15	0	1	0	0	2	1	3	0
LAKE CLARKE SHORES	6	6	0	0	0	0	0	0	0	0	0
LAKE PARK	87	63	24	0	0	0	0	0	0	0	0
LAKE WORTH	622	501	102	1	1	0	0	1	6	9	1
LANTANA	156	127	22	1	1	0	0	0	2	3	0
LOXAHATCHEE GROVES	66	59	6	0	0	0	0	0	0	1	0
MANGONIA PARK	1	1	0	0	0	0	0	0	0	0	0
NORTH PALM BEACH	158	156	2	0	0	0	0	0	0	0	0
PAHOKEE	66	10	56	0	0	0	0	0	0	0	0
PALM BEACH	161	154	5	0	0	0	0	1	0	1	0
PALM BEACH GARDENS	595	576	9	0	1	0	0	0	6	3	0
PALM SPRINGS	92	79	13	0	0	0	0	0	0	0	0
RIVIERA BEACH	302	94	203	0	0	0	0	0	1	4	0
ROYAL PALM BEACH	237	178	47	0	0	1	0	0	3	8	0
SOUTH BAY	29	7	22	0	0	0	0	0	0	0	0
TEQUESTA	82	82	0	0	0	0	0	0	0	0	0

TABLE D-6 (Cont.): RESIDENT DEATHS FOR INCORPORATED CITIES OF 2,400 OR MORE POPULATION, BY RACE, BY COUNTY, FLORIDA, 2019

	TOTAL	WHITE	AMER					HAWAIIAN	FILIPINO	OTHER ASIAN/ PAC ISL	MULTI - RACE & OTHER	UNK
			BLACK	INDIAN	CHINESE	JAPANESE						
PALM BEACH (Cont.)												
WELLINGTON	334	300	28	0	0	0	0	0	1	3	2	0
WEST PALM BEACH	1,471	1,071	367	1	1	1	0	2	6	22	0	
BALANCE OF COUNTY	5,481	5,164	199	2	12	4	0	6	42	47	5	
PASCO	6,551	6,210	194	16	6	7	0	15	44	42	17	
DADE CITY	104	98	4	0	0	0	0	0	0	2	0	
NEW PORT RICHEY	341	327	9	2	1	0	0	0	0	2	0	
PORT RICHEY	126	119	4	0	0	0	0	0	0	2	1	
ZEPHYRHILLS	379	362	11	1	0	1	0	1	1	2	0	
BALANCE OF COUNTY	5,601	5,304	166	13	5	6	0	14	43	34	16	
PINELLAS	12,179	11,001	932	11	12	10	1	25	113	70	4	
BELLEAIR	57	57	0	0	0	0	0	0	0	0	0	
BELLEAIR BLUFFS	33	31	1	0	0	0	0	0	1	0	0	
CLEARWATER	1,582	1,428	123	0	0	0	0	5	13	13	0	
DUNEDIN	335	326	7	0	1	0	0	0	0	1	0	
GULFPORT	160	152	8	0	0	0	0	0	0	0	0	
INDIAN ROCKS BEACH	25	25	0	0	0	0	0	0	0	0	0	
KENNETH CITY	50	48	0	0	0	0	0	1	1	0	0	
LARGO	1,199	1,130	40	1	0	1	1	3	12	11	0	
MADEIRA BEACH	48	47	1	0	0	0	0	0	0	0	0	
OLDSMAR	90	85	1	0	0	1	0	2	1	0	0	
PINELLAS PARK	465	433	11	1	0	0	0	1	15	4	0	
REDINGTON SHORES	17	17	0	0	0	0	0	0	0	0	0	
SAFETY HARBOR	131	120	9	0	0	0	0	0	2	0	0	
SEMINOLE	470	458	5	0	0	0	0	1	4	1	1	
SOUTH PASADENA	110	107	1	0	1	1	0	0	0	0	0	
ST PETERSBURG	2,789	2,102	614	4	5	2	0	6	37	19	0	
ST PETERSBURG BEACH	85	83	1	0	0	0	0	1	0	0	0	
TARPON SPRINGS	219	199	16	0	0	0	0	0	3	1	0	
TREASURE ISLAND	62	61	1	0	0	0	0	0	0	0	0	
BALANCE OF COUNTY	4,252	4,092	93	5	5	5	0	5	24	20	3	
POLK	7,379	6,420	812	11	3	6	1	16	36	61	13	
AUBURNDALE	181	159	16	1	0	1	0	1	1	1	1	
BARTOW	202	142	55	0	0	1	0	0	0	4	0	
DAVENPORT	167	152	13	0	0	0	0	0	2	0	0	
DUNDEE	35	25	9	0	0	0	0	0	1	0	0	
EAGLE LAKE	17	12	4	1	0	0	0	0	0	0	0	
FORT MEADE	58	46	11	1	0	0	0	0	0	0	0	
FROSTPROOF	48	44	4	0	0	0	0	0	0	0	0	
HAINES CITY	265	195	64	0	0	1	0	0	1	3	1	
LAKE ALFRED	67	55	12	0	0	0	0	0	0	0	0	
LAKE WALES	213	168	44	0	0	0	0	0	0	0	1	
LAKELAND	1,702	1,451	207	0	2	0	0	4	10	25	3	
MULBERRY	102	85	16	0	0	0	0	0	0	1	0	
WINTER HAVEN	692	562	119	2	0	1	0	1	4	3	0	
BALANCE OF COUNTY	3,630	3,324	238	6	1	2	1	10	17	24	7	
PUTNAM	997	858	134	0	0	0	0	0	1	3	1	
PALATKA	150	91	59	0	0	0	0	0	0	0	0	
BALANCE OF COUNTY	847	767	75	0	0	0	0	0	1	3	1	
SAINT JOHNS	2,120	1,981	111	3	1	2	0	6	6	10	0	
ST AUGUSTINE	350	307	38	1	0	0	0	0	1	3	0	
ST AUGUSTINE BEACH	5	5	0	0	0	0	0	0	0	0	0	
BALANCE OF COUNTY	1,765	1,669	73	2	1	2	0	6	5	7	0	
SAINT LUCIE	3,506	2,970	466	2	3	0	0	9	19	37	0	
FORT PIERCE	612	399	208	0	0	0	0	0	2	3	0	
PORT ST LUCIE	1,405	1,213	154	0	1	0	0	8	9	20	0	
BALANCE OF COUNTY	1,489	1,358	104	2	2	0	0	1	8	14	0	
SANTA ROSA	1,683	1,586	52	4	0	0	0	8	11	19	3	
GULF BREEZE	98	98	0	0	0	0	0	0	0	0	0	
MILTON	99	86	9	1	0	0	0	2	1	0	0	
BALANCE OF COUNTY	1,486	1,402	43	3	0	0	0	6	10	19	3	
SARASOTA	5,986	5,776	156	4	4	3	0	1	19	21	2	
LONGBOAT KEY	25	25	0	0	0	0	0	0	0	0	0	
NORTH PORT	415	397	15	0	0	0	0	0	0	3	0	

TABLE D-6 (Cont.): RESIDENT DEATHS FOR INCORPORATED CITIES OF 2,400 OR MORE POPULATION, BY RACE, BY COUNTY, FLORIDA, 2019

	TOTAL	WHITE	BLACK	AMER INDIAN	CHINESE	JAPANESE	HAWAIIAN	FILIPINO	OTHER ASIAN/ PAC ISL	MULTI - RACE & OTHER	UNK
SARASOTA (Cont.)											
SARASOTA	676	591	74	1	1	1	0	0	3	5	0
VENICE	529	525	1	0	0	0	0	0	1	1	1
BALANCE OF COUNTY	4,341	4,238	66	3	3	2	0	1	15	12	1
SEMINOLE	3,533	3,027	374	7	12	3	1	7	54	48	0
ALTAMONTE SPRINGS	356	297	47	1	1	0	0	2	4	4	0
CASSELBERRY	206	184	15	0	2	0	0	0	2	3	0
LAKE MARY	219	194	12	0	0	0	0	2	6	5	0
LONGWOOD	334	313	9	0	2	0	0	0	5	5	0
MAITLAND	18	17	1	0	0	0	0	0	0	0	0
OVIEDO	218	186	23	0	2	0	0	0	5	2	0
SANFORD	533	362	152	1	1	0	0	1	11	5	0
WINTER SPRINGS	280	258	12	0	3	1	0	0	2	4	0
BALANCE OF COUNTY	1,369	1,216	103	5	1	2	1	2	19	20	0
SUMTER	2,084	1,982	79	4	0	1	0	1	3	13	1
BUSHNELL	66	62	4	0	0	0	0	0	0	0	0
WILDWOOD	138	109	25	0	0	0	0	0	0	4	0
BALANCE OF COUNTY	1,880	1,811	50	4	0	1	0	1	3	9	1
SUWANNEE	580	521	53	0	0	0	1	1	0	4	0
LIVE OAK	129	89	40	0	0	0	0	0	0	0	0
BALANCE OF COUNTY	451	432	13	0	0	0	1	1	0	4	0
TAYLOR	262	217	42	1	0	0	0	0	2	0	0
PERRY	95	58	36	0	0	0	0	0	1	0	0
BALANCE OF COUNTY	167	159	6	1	0	0	0	0	1	0	0
UNION	251	201	49	0	0	0	0	0	0	1	0
VOLUSIA											
VOLUSIA	7,406	6,756	528	18	2	6	0	9	27	58	2
DAYTONA BEACH	1,089	832	239	3	0	1	0	1	3	9	1
DAYTONA BEACH SHORES	76	74	0	0	0	0	0	0	1	1	0
DEBARY	240	224	10	1	0	1	0	0	2	2	0
DELAND	646	584	55	1	0	0	0	2	2	2	0
DELTONA	778	679	70	7	0	0	0	2	1	19	0
EDGEWATER	406	398	4	0	0	1	0	1	0	2	0
HOLLY HILL	203	186	15	1	0	0	0	0	1	0	0
LAKE HELEN	36	30	4	0	0	0	0	0	1	1	0
NEW SMYRNA BEACH	485	459	22	1	0	0	0	0	0	3	0
ORANGE CITY	264	248	11	1	0	1	0	0	0	3	0
ORMOND BEACH	929	893	20	0	0	1	0	1	6	8	0
PIERSON	13	12	0	0	0	0	0	0	0	1	0
PONCE INLET	43	41	0	0	0	0	0	0	2	0	0
PORT ORANGE	874	850	12	1	1	1	0	1	4	4	0
SOUTH DAYTONA	172	161	9	0	0	0	0	1	1	0	0
BALANCE OF COUNTY	1,152	1,085	57	2	1	0	0	0	3	3	1
WAKULLA	298	271	26	0	0	0	0	0	0	1	0
WALTON											
WALTON	678	642	23	1	1	0	0	0	4	6	1
DEFUNIAK SPRINGS	104	87	15	0	0	0	0	0	0	1	1
FREEPORT	41	39	0	1	0	0	0	0	1	0	0
BALANCE OF COUNTY	533	516	8	0	1	0	0	0	3	5	0
WASHINGTON											
WASHINGTON	372	331	34	1	0	1	0	1	0	4	0
CHIPLEY	119	100	17	0	0	1	0	1	0	0	0
BALANCE OF COUNTY	253	231	17	1	0	0	0	0	0	4	0

TABLE D-7: RESIDENT DEATHS BY MONTH, BY COUNTY, FLORIDA, 2019

	TOTAL	JAN	FEB	MAR	APR	MAY	JUN	JUL	AUG	SEP	OCT	NOV	DEC
FLORIDA	206,975	18,141	16,650	18,123	17,446	17,596	16,716	17,145	16,575	16,116	16,879	17,136	18,452
ALACHUA	2,011	188	141	176	175	150	153	180	167	183	163	146	189
BAKER	262	21	22	17	20	23	23	26	23	19	23	23	22
BAY	1,873	179	151	172	155	133	146	160	149	142	153	155	178
BRADFORD	310	31	21	27	30	22	25	20	40	28	23	20	23
BREVARD	7,617	652	650	643	649	640	646	633	587	634	604	599	680
BROWARD	15,235	1,283	1,210	1,330	1,305	1,320	1,312	1,283	1,252	1,250	1,201	1,167	1,322
CALHOUN	165	10	12	12	10	16	17	10	14	13	18	15	18
CHARLOTTE	2,747	272	234	241	235	228	212	237	198	192	228	215	255
CITRUS	2,646	255	214	240	235	232	204	204	219	200	208	203	232
CLAY	1,938	159	153	161	161	166	161	145	183	144	172	149	184
COLLIER	3,596	364	295	312	301	275	290	321	285	263	275	319	296
COLUMBIA	830	71	72	70	61	65	68	64	58	71	66	90	74
MIAMI-DADE	19,922	1,688	1,602	1,726	1,706	1,711	1,609	1,715	1,581	1,506	1,632	1,715	1,731
DESOTO	352	29	28	28	24	35	24	32	23	29	32	31	37
DIXIE	227	28	21	18	18	14	18	18	23	17	17	15	20
DUVAL	8,781	763	718	758	712	717	700	688	739	680	735	770	801
ESCAMBIA	3,728	344	258	361	306	330	291	317	314	267	291	315	334
FLAGLER	1,520	123	120	156	137	138	133	123	121	115	120	121	113
FRANKLIN	157	7	9	14	11	21	19	11	13	15	9	10	18
GADSDEN	482	53	40	48	45	32	34	46	34	38	32	40	40
GILCHRIST	195	17	17	20	21	12	19	12	13	8	12	19	25
GLADES	134	7	10	11	13	8	10	14	8	15	13	11	14
GULF	186	25	9	19	11	21	14	12	9	17	16	13	20
HAMILTON	165	14	12	11	21	13	13	8	13	15	14	13	18
HARDEE	240	17	25	20	27	17	17	24	14	20	17	19	23
HENDRY	329	24	20	27	32	32	24	31	22	29	28	24	36
HERNANDO	2,853	263	232	261	228	282	205	218	231	208	252	228	245
HIGHLANDS	1,667	153	142	161	137	150	152	148	129	137	109	129	120
HILLSBOROUGH	10,994	978	878	944	875	964	917	892	869	880	890	929	978
HOLMES	313	33	22	34	26	24	21	27	24	24	33	19	26
INDIAN RIVER	2,199	198	188	220	180	189	183	185	176	157	182	172	169
JACKSON	638	62	50	48	55	58	44	53	53	51	55	58	51
JEFFERSON	167	15	12	18	16	15	12	10	17	13	15	11	13
LAFAYETTE	81	7	5	9	5	6	6	6	5	6	9	6	11
LAKE	4,579	398	351	389	366	400	359	414	388	376	373	369	396
LEE	7,535	656	616	678	673	605	596	591	581	593	607	623	716
LEON	2,045	179	130	176	175	181	166	180	161	142	156	193	206
LEVY	553	59	46	49	45	42	35	51	38	46	37	49	56
LIBERTY	70	4	11	12	6	5	3	6	6	3	5	3	6
MADISON	247	18	17	21	20	24	16	23	18	16	19	29	26
MANATEE	4,364	437	374	392	383	349	348	348	366	323	344	363	337
MARION	5,350	435	458	423	473	455	450	448	393	427	417	454	517
MARTIN	1,964	173	178	147	180	176	131	147	187	146	154	155	190
MONROE	660	64	51	63	61	54	53	45	59	54	59	47	50
NASSAU	935	90	72	79	72	72	72	88	71	72	75	90	82
OKALOOSA	1,882	162	142	168	172	170	144	153	131	159	165	164	152
OKEECHOBEE	481	42	39	34	33	41	41	48	37	47	41	39	39
ORANGE	8,420	749	720	706	730	735	624	703	711	671	676	669	726
OSCEOLA	2,531	199	226	231	198	237	198	201	180	193	214	231	223
PALM BEACH	14,839	1,244	1,191	1,289	1,254	1,281	1,167	1,246	1,183	1,166	1,199	1,242	1,377
PASCO	6,551	588	539	589	527	526	540	557	509	489	567	552	568
PINELLAS	12,179	1,102	1,017	1,073	1,051	1,066	965	1,020	933	921	1,013	952	1,066
POLK	7,379	620	593	669	595	620	633	567	625	560	584	656	657
PUTNAM	997	88	73	75	80	95	93	86	65	75	83	86	98
SAINT JOHNS	2,120	209	150	188	170	175	160	164	164	179	176	182	203
SAINT LUCIE	3,506	290	301	303	260	299	289	285	256	286	298	319	320
SANTA ROSA	1,683	119	123	188	149	138	124	157	133	121	138	134	159
SARASOTA	5,986	507	449	549	492	513	513	490	456	460	544	462	551
SEMINOLE	3,533	333	283	291	310	266	286	272	308	286	299	282	317
SUMTER	2,084	177	152	190	167	183	191	183	169	130	173	178	191
SUWANNEE	580	43	51	51	52	48	47	46	56	42	47	51	46
TAYLOR	262	22	24	18	27	20	23	21	17	19	23	22	26
UNION	251	28	18	18	21	12	23	25	28	13	19	20	26
VOLUSIA	7,406	655	571	638	656	617	580	590	602	574	626	629	668
WAKULLA	298	20	22	19	18	22	26	21	34	32	25	26	33
WALTON	678	59	41	55	63	66	51	59	63	64	40	56	61
WASHINGTON	372	31	21	34	22	37	41	30	34	34	24	33	31

TABLE D-8: RECORDED DEATHS BY DISPOSITION OF REMAINS AND PERCENT OF RECORDED DEATHS, BY RACE, BY COUNTY, FLORIDA, 2019

	NUMBER OF RECORDED DEATHS						PERCENT OF RECORDED DEATHS				
	TOTAL	BURIAL*	CREMATION	REMOVED			BURIAL*	CREMATION	REMOVED		
				FROM FL	OTHER	UNK			FROM FL	OTHER	UNK
FLORIDA	209,729	47,771	142,154	16,239	3,114	43	22.8	67.8	7.7	1.5	0.0
ALACHUA	3,625	1,053	2,340	180	51	1	29.0	64.6	5.0	1.4	0.0
BAKER	182	100	71	8	3	0	54.9	39.0	4.4	1.6	0.0
BAY	1,679	465	1,049	151	12	0	27.7	62.5	9.0	0.7	0.0
BRADFORD	186	64	117	1	4	0	34.4	62.9	0.5	2.2	0.0
BREVARD	7,513	1,136	5,746	460	147	1	15.1	76.5	6.1	2.0	0.0
BROWARD	15,243	4,430	9,083	1,453	248	9	29.1	59.6	9.5	1.6	0.1
CALHOUN	154	80	66	4	4	0	51.9	42.9	2.6	2.6	0.0
CHARLOTTE	2,826	258	2,326	214	28	0	9.1	82.3	7.6	1.0	0.0
CITRUS	2,507	299	2,031	119	55	3	11.9	81.0	4.7	2.2	0.1
CLAY	2,159	557	1,386	160	47	0	25.8	64.2	7.4	2.2	0.0
COLLIER	3,555	326	2,755	428	40	0	9.2	77.5	12.0	1.1	0.0
COLUMBIA	902	294	543	34	29	0	32.6	60.2	3.8	3.2	0.0
MIAMI-DADE	20,833	8,132	11,216	1,079	280	9	39.0	53.8	5.2	1.3	0.0
DESOTO	315	57	237	16	5	0	18.1	75.2	5.1	1.6	0.0
DIXIE	116	37	76	1	2	0	31.9	65.5	0.9	1.7	0.0
DUVAL	10,040	2,947	6,016	827	190	2	29.4	59.9	8.2	1.9	0.0
ESCAMBIA	4,813	1,670	2,557	547	33	1	34.7	53.1	11.4	0.7	0.0
FLAGLER	1,364	177	1,081	89	17	0	13.0	79.3	6.5	1.2	0.0
FRANKLIN	97	39	51	5	2	0	40.2	52.6	5.2	2.1	0.0
GADSDEN	256	156	86	11	1	0	60.9	33.6	4.3	0.4	0.0
GILCHRIST	132	45	81	3	3	0	34.1	61.4	2.3	2.3	0.0
GLADES	67	21	42	4	0	0	31.3	62.7	6.0	0.0	0.0
GULF	126	62	58	4	2	0	49.2	46.0	3.2	1.6	0.0
HAMILTON	70	38	27	3	2	0	54.3	38.6	4.3	2.9	0.0
HARDEE	136	51	75	8	2	0	37.5	55.1	5.9	1.5	0.0
HENDRY	168	62	95	10	1	0	36.9	56.5	6.0	0.6	0.0
HERNANDO	2,824	374	2,206	177	65	1	13.2	78.1	6.3	2.3	0.0
HIGHLANDS	1,731	261	1,311	130	29	0	15.1	75.7	7.5	1.7	0.0
HILLSBOROUGH	12,025	2,913	8,179	722	172	0	24.2	68.0	6.0	1.4	0.0
HOLMES	244	128	87	27	2	0	52.5	35.7	11.1	0.8	0.0
INDIAN RIVER	2,182	249	1,742	155	35	0	11.4	79.8	7.1	1.6	0.0
JACKSON	564	297	203	58	5	0	52.7	36.0	10.3	0.9	0.0
JEFFERSON	103	47	36	18	2	0	45.6	35.0	17.5	1.9	0.0
LAFAYETTE	50	24	23	2	1	0	48.0	46.0	4.0	2.0	0.0
LAKE	4,109	734	3,054	265	56	0	17.9	74.3	6.4	1.4	0.0
LEE	7,564	831	5,986	650	89	1	11.0	79.1	8.6	1.2	0.0
LEON	2,843	1,166	1,334	305	36	0	41.0	46.9	10.7	1.3	0.0
LEVY	241	47	172	16	6	0	19.5	71.4	6.6	2.5	0.0
LIBERTY	40	25	15	0	0	0	62.5	37.5	0.0	0.0	0.0
MADISON	193	96	81	13	3	0	49.7	42.0	6.7	1.6	0.0
MANATEE	4,370	545	3,457	311	54	0	12.5	79.1	7.1	1.2	0.0
MARION	5,066	849	3,829	271	109	0	16.8	75.6	5.3	2.2	0.0
MARTIN	1,916	205	1,532	153	25	0	10.7	80.0	8.0	1.3	0.0
MONROE	498	43	400	42	13	0	8.6	80.3	8.4	2.6	0.0
NASSAU	687	187	416	70	12	0	27.2	60.6	10.2	1.7	0.0
OKALOOSA	1,895	427	1,247	191	27	0	22.5	65.8	10.1	1.4	0.0
OKEECHOBEE	403	92	278	25	8	0	22.8	69.0	6.2	2.0	0.0
ORANGE	9,969	2,399	6,612	735	196	0	24.1	66.3	7.4	2.0	0.0
OSCEOLA	2,286	420	1,566	273	24	0	18.4	68.5	11.9	1.0	0.0
PALM BEACH	15,286	4,004	8,805	2,289	166	4	26.2	57.6	15.0	1.1	0.0
PASCO	6,161	813	4,900	369	77	0	13.2	79.5	6.0	1.2	0.0
PINELLAS	12,900	1,786	10,148	773	189	4	13.8	78.7	6.0	1.5	0.0
POLK	6,927	1,650	4,817	383	77	0	23.8	69.5	5.5	1.1	0.0
PUTNAM	796	229	519	30	18	0	28.8	65.2	3.8	2.3	0.0
SAINT JOHNS	1,678	274	1,258	124	22	0	16.3	75.0	7.4	1.3	0.0
SAINT LUCIE	3,255	562	2,375	248	63	1	17.3	73.0	7.6	1.9	0.0
SANTA ROSA	1,111	331	662	107	10	0	29.8	59.6	9.6	0.9	0.0
SARASOTA	5,854	576	4,665	483	96	2	9.8	79.7	8.3	1.6	0.0
SEMINOLE	3,530	790	2,450	237	48	4	22.4	69.4	6.7	1.4	0.1
SUMTER	2,226	252	1,759	182	33	0	11.3	79.0	8.2	1.5	0.0
SUWANNEE	333	121	198	7	6	0	36.3	59.5	2.1	1.8	0.0
TAYLOR	165	66	91	5	2	0	40.0	55.2	3.0	1.2	0.0
UNION	125	40	80	5	0	0	32.0	64.0	4.0	0.0	0.0
VOLUSIA	7,404	1,042	5,791	452	117	0	14.1	78.2	6.1	1.6	0.0
WAKULLA	169	50	109	7	2	0	29.6	64.5	4.1	1.2	0.0
WALTON	643	157	393	83	10	0	24.4	61.1	12.9	1.6	0.0
WASHINGTON	299	113	157	27	1	0	37.8	52.5	9.0	0.3	0.0

*Includes entombment.

TABLE D-8 (Cont.): RECORDED DEATHS FOR WHITES BY DISPOSITION OF REMAINS AND PERCENT OF RECORDED DEATHS, BY COUNTY, FLORIDA, 2019

	NUMBER OF RECORDED DEATHS						PERCENT OF RECORDED DEATHS					
	TOTAL	BURIAL*	CREMATION	REMOVED FROM FL			BURIAL*	CREMATION	REMOVED FROM FL			UNK
				OTHER	UNK	OTHER			UNK			
FLORIDA	180,287	33,449	129,757	13,918	2,848	27	18.6	72.0	7.7	1.6	0.0	
ALACHUA	2,923	625	2,103	144	50	1	21.4	71.9	4.9	1.7	0.0	
BAKER	164	87	66	8	3	0	53.0	40.2	4.9	1.8	0.0	
BAY	1,493	367	976	136	12	0	24.6	65.4	9.1	0.8	0.0	
BRADFORD	168	49	114	1	4	0	29.2	67.9	0.6	2.4	0.0	
BREVARD	6,845	852	5,419	409	142	1	12.4	79.2	6.0	2.1	0.0	
BROWARD	11,451	2,492	7,628	1,085	230	2	21.8	66.6	9.5	2.0	0.0	
CALHOUN	137	66	63	4	4	0	48.2	46.0	2.9	2.9	0.0	
CHARLOTTE	2,711	211	2,270	202	28	0	7.8	83.7	7.5	1.0	0.0	
CITRUS	2,432	277	1,981	117	54	3	11.4	81.5	4.8	2.2	0.1	
CLAY	1,837	436	1,232	119	43	0	23.7	67.1	6.5	2.3	0.0	
COLLIER	3,404	256	2,690	418	37	0	7.5	79.0	12.3	1.1	0.0	
COLUMBIA	803	229	512	31	29	0	28.5	63.8	3.9	3.6	0.0	
MIAMI-DADE	16,554	6,058	9,436	766	215	7	36.6	57.0	4.6	1.3	0.0	
DESOTO	286	41	225	15	5	0	14.3	78.7	5.2	1.7	0.0	
DIXIE	109	32	74	1	2	0	29.4	67.9	0.9	1.8	0.0	
DUVAL	7,410	1,702	4,907	600	159	2	23.0	66.2	8.1	2.1	0.0	
ESCAMBIA	3,848	1,123	2,279	411	30	1	29.2	59.2	10.7	0.8	0.0	
FLAGLER	1,212	129	986	80	17	0	10.6	81.4	6.6	1.4	0.0	
FRANKLIN	92	35	51	4	2	0	38.0	55.4	4.3	2.2	0.0	
GADSDEN	120	42	70	7	0	0	35.0	58.3	5.8	0.0	0.0	
GILCHRIST	127	43	78	3	3	0	33.9	61.4	2.4	2.4	0.0	
GLADES	59	13	42	4	0	0	22.0	71.2	6.8	0.0	0.0	
GULF	112	51	55	4	2	0	45.5	49.1	3.6	1.8	0.0	
HAMILTON	47	19	24	2	2	0	40.4	51.1	4.3	4.3	0.0	
HARDEE	124	47	67	8	2	0	37.9	54.0	6.5	1.6	0.0	
HENDRY	138	40	90	7	1	0	29.0	65.2	5.1	0.7	0.0	
HERNANDO	2,707	320	2,151	170	64	1	11.8	79.5	6.3	2.4	0.0	
HIGHLANDS	1,608	196	1,262	124	26	0	12.2	78.5	7.7	1.6	0.0	
HILLSBOROUGH	9,949	1,966	7,227	581	149	0	19.8	72.6	5.8	1.5	0.0	
HOLMES	236	121	86	27	2	0	51.3	36.4	11.4	0.8	0.0	
INDIAN RIVER	2,035	172	1,682	148	32	0	8.5	82.7	7.3	1.6	0.0	
JACKSON	460	214	190	50	5	0	46.5	41.3	10.9	1.1	0.0	
JEFFERSON	76	25	33	17	1	0	32.9	43.4	22.4	1.3	0.0	
LAFAYETTE	48	22	23	2	1	0	45.8	47.9	4.2	2.1	0.0	
LAKE	3,713	533	2,883	244	53	0	14.4	77.6	6.6	1.4	0.0	
LEE	7,061	648	5,699	622	88	0	9.2	80.7	8.8	1.2	0.0	
LEON	1,989	601	1,139	216	32	0	30.2	57.3	10.9	1.6	0.0	
LEVY	226	37	169	14	6	0	16.4	74.8	6.2	2.7	0.0	
LIBERTY	35	21	14	0	0	0	60.0	40.0	0.0	0.0	0.0	
MADISON	139	54	72	10	3	0	38.8	51.8	7.2	2.2	0.0	
MANATEE	4,051	411	3,297	290	51	0	10.1	81.4	7.2	1.3	0.0	
MARION	4,580	598	3,627	244	104	0	13.1	79.2	5.3	2.3	0.0	
MARTIN	1,841	173	1,493	150	24	0	9.4	81.1	8.1	1.3	0.0	
MONROE	467	35	384	36	12	0	7.5	82.2	7.7	2.6	0.0	
NASSAU	646	167	398	69	12	0	25.9	61.6	10.7	1.9	0.0	
OKALOOSA	1,683	354	1,140	160	26	0	21.0	67.7	9.5	1.5	0.0	
OKEECHOBEE	386	81	276	22	7	0	21.0	71.5	5.7	1.8	0.0	
ORANGE	7,728	1,394	5,564	587	164	0	18.0	72.0	7.6	2.1	0.0	
OSCEOLA	1,956	313	1,395	222	23	0	16.0	71.3	11.3	1.2	0.0	
PALM BEACH	13,321	2,930	8,088	2,138	151	2	22.0	60.7	16.0	1.1	0.0	
PASCO	5,839	735	4,689	340	74	0	12.6	80.3	5.8	1.3	0.0	
PINELLAS	11,635	1,311	9,441	696	184	3	11.3	81.1	6.0	1.6	0.0	
POLK	6,061	1,190	4,463	335	73	0	19.6	73.6	5.5	1.2	0.0	
PUTNAM	703	173	486	26	18	0	24.6	69.1	3.7	2.6	0.0	
SAINT JOHNS	1,561	220	1,207	113	21	0	14.1	77.3	7.2	1.3	0.0	
SAINT LUCIE	2,764	311	2,185	206	58	0	11.3	79.1	7.5	2.1	0.0	
SANTA ROSA	1,054	312	633	99	9	0	29.6	60.1	9.4	0.9	0.0	
SARASOTA	5,660	497	4,568	470	92	2	8.8	80.7	8.3	1.6	0.0	
SEMINOLE	3,024	565	2,216	197	43	2	18.7	73.3	6.5	1.4	0.1	
SUMTER	2,135	214	1,712	177	32	0	10.0	80.2	8.3	1.5	0.0	
SUWANNEE	290	95	183	6	6	0	32.8	63.1	2.1	2.1	0.0	
TAYLOR	143	51	86	4	2	0	35.7	60.1	2.8	1.4	0.0	
UNION	84	22	60	2	0	0	26.2	71.4	2.4	0.0	0.0	
VOLUSIA	6,759	768	5,469	411	111	0	11.4	80.9	6.1	1.6	0.0	
WAKULLA	156	40	106	7	2	0	25.6	67.9	4.5	1.3	0.0	
WALTON	616	144	382	80	10	0	23.4	62.0	13.0	1.6	0.0	
WASHINGTON	256	93	141	20	1	0	36.3	55.1	7.8	0.4	0.0	

*Includes entombment.

TABLE D-8 (Cont.): RECORDED DEATHS FOR BLACKS BY DISPOSITION OF REMAINS AND PERCENT OF RECORDED DEATHS, BY COUNTY, FLORIDA, 2019

	NUMBER OF RECORDED DEATHS						PERCENT OF RECORDED DEATHS				
	TOTAL	BURIAL*	CREMATION	REMOVED FROM FL	OTHER	UNK	BURIAL*	CREMATION	REMOVED FROM FL	OTHER	UNK
FLORIDA	24,573	13,020	9,320	1,944	194	14	53.0	37.9	7.9	0.8	0.1
ALACHUA	632	411	188	32	1	0	65.0	29.7	5.1	0.2	0.0
BAKER	16	12	4	0	0	0	75.0	25.0	0.0	0.0	0.0
BAY	127	80	35	12	0	0	63.0	27.6	9.4	0.0	0.0
BRADFORD	16	14	2	0	0	0	87.5	12.5	0.0	0.0	0.0
BREVARD	506	240	223	41	1	0	47.4	44.1	8.1	0.2	0.0
BROWARD	3,163	1,701	1,133	304	13	7	53.8	35.8	9.6	0.4	0.2
CALHOUN	16	14	2	0	0	0	87.5	12.5	0.0	0.0	0.0
CHARLOTTE	90	42	37	11	0	0	46.7	41.1	12.2	0.0	0.0
CITRUS	44	20	24	0	0	0	45.5	54.5	0.0	0.0	0.0
CLAY	252	109	103	36	3	0	43.3	40.9	14.3	1.2	0.0
COLLIER	106	62	39	3	2	0	58.5	36.8	2.8	1.9	0.0
COLUMBIA	88	65	20	3	0	0	73.9	22.7	3.4	0.0	0.0
MIAMI-DADE	3,780	1,930	1,506	264	46	2	51.1	39.8	7.0	1.2	0.1
DESOTO	27	15	11	1	0	0	55.6	40.7	3.7	0.0	0.0
DIXIE	6	5	1	0	0	0	83.3	16.7	0.0	0.0	0.0
DUVAL	2,352	1,179	930	203	26	0	50.1	39.5	8.6	1.1	0.0
ESCAMBIA	834	495	216	122	1	0	59.4	25.9	14.6	0.1	0.0
FLAGLER	123	41	73	9	0	0	33.3	59.3	7.3	0.0	0.0
FRANKLIN	5	4	0	1	0	0	80.0	0.0	20.0	0.0	0.0
GADSDEN	132	113	14	4	1	0	85.6	10.6	3.0	0.8	0.0
GILCHRIST	4	2	2	0	0	0	50.0	50.0	0.0	0.0	0.0
GLADES	5	5	0	0	0	0	100.0	0.0	0.0	0.0	0.0
GULF	13	10	3	0	0	0	76.9	23.1	0.0	0.0	0.0
HAMILTON	22	19	2	1	0	0	86.4	9.1	4.5	0.0	0.0
HARDEE	11	3	8	0	0	0	27.3	72.7	0.0	0.0	0.0
HENDRY	26	18	5	3	0	0	69.2	19.2	11.5	0.0	0.0
HERNANDO	88	45	35	7	1	0	51.1	39.8	8.0	1.1	0.0
HIGHLANDS	103	60	35	6	2	0	58.3	34.0	5.8	1.9	0.0
HILLSBOROUGH	1,705	847	706	120	20	0	49.7	41.4	7.0	1.2	0.0
HOLMES	5	5	0	0	0	0	100.0	0.0	0.0	0.0	0.0
INDIAN RIVER	115	71	39	4	1	0	61.7	33.9	3.5	0.9	0.0
JACKSON	100	81	11	8	0	0	81.0	11.0	8.0	0.0	0.0
JEFFERSON	27	22	3	1	1	0	81.5	11.1	3.7	3.7	0.0
LAFAYETTE	2	2	0	0	0	0	100.0	0.0	0.0	0.0	0.0
LAKE	315	183	112	17	3	0	58.1	35.6	5.4	1.0	0.0
LEE	385	162	205	16	1	0	42.1	53.2	4.2	0.3	0.0
LEON	815	554	174	84	3	0	68.0	21.3	10.3	0.4	0.0
LEVY	13	10	2	1	0	0	76.9	15.4	7.7	0.0	0.0
LIBERTY	4	3	1	0	0	0	75.0	25.0	0.0	0.0	0.0
MADISON	53	42	8	3	0	0	79.2	15.1	5.7	0.0	0.0
MANATEE	258	123	112	20	2	0	47.7	43.4	7.8	0.8	0.0
MARION	409	236	150	19	4	0	57.7	36.7	4.6	1.0	0.0
MARTIN	59	29	26	3	1	0	49.2	44.1	5.1	1.7	0.0
MONROE	21	8	10	2	1	0	38.1	47.6	9.5	4.8	0.0
NASSAU	35	17	17	1	0	0	48.6	48.6	2.9	0.0	0.0
OKALOOSA	133	60	48	25	0	0	45.1	36.1	18.8	0.0	0.0
OKEECHOBEE	15	10	2	3	0	0	66.7	13.3	20.0	0.0	0.0
ORANGE	1,745	864	730	118	28	0	49.5	41.8	6.8	1.6	0.0
OSCEOLA	238	89	112	36	1	0	37.4	47.1	15.1	0.4	0.0
PALM BEACH	1,679	989	544	128	13	2	58.9	32.4	7.6	0.8	0.1
PASCO	184	67	96	18	2	0	36.4	52.2	9.8	1.1	0.0
PINELLAS	996	415	517	62	1	1	41.7	51.9	6.2	0.1	0.1
POLK	732	430	262	37	3	0	58.7	35.8	5.1	0.4	0.0
PUTNAM	91	56	31	4	0	0	61.5	34.1	4.4	0.0	0.0
SAINT JOHNS	96	47	40	9	0	0	49.0	41.7	9.4	0.0	0.0
SAINT LUCIE	431	232	153	38	5	1	53.8	35.5	8.8	1.2	0.2
SANTA ROSA	33	10	16	7	0	0	30.3	48.5	21.2	0.0	0.0
SARASOTA	143	69	62	10	1	0	48.3	43.4	7.0	0.7	0.0
SEMINOLE	392	194	160	35	2	1	49.5	40.8	8.9	0.5	0.3
SUMTER	69	35	29	4	1	0	50.7	42.0	5.8	1.4	0.0
SUWANNEE	36	25	10	1	0	0	69.4	27.8	2.8	0.0	0.0
TAYLOR	21	15	5	1	0	0	71.4	23.8	4.8	0.0	0.0
UNION	39	17	19	3	0	0	43.6	48.7	7.7	0.0	0.0
VOLUSIA	524	247	239	33	3	0	47.1	45.6	6.3	0.6	0.0
WAKULLA	12	10	2	0	0	0	83.3	16.7	0.0	0.0	0.0
WALTON	19	10	6	3	0	0	52.6	31.6	15.8	0.0	0.0
WASHINGTON	37	20	10	7	0	0	54.1	27.0	18.9	0.0	0.0

*Includes entombment.

TABLE D-8 (Cont.): RECORDED DEATHS FOR OTHERS BY DISPOSITION OF REMAINS AND PERCENT OF RECORDED DEATHS, BY COUNTY, FLORIDA, 2019

	NUMBER OF RECORDED DEATHS						PERCENT OF RECORDED DEATHS					
	TOTAL	BURIAL*	CREMATION	REMOVED FROM FL			BURIAL*	CREMATION	REMOVED FROM FL			
				OTHER	UNK				OTHER	UNK		
FLORIDA	4,616	1,283	2,918	373	41	0	27.8	63.2	8.1	0.9	0.0	
ALACHUA	68	16	48	4	0	0	23.5	70.6	5.9	0.0	0.0	
BAKER	2	1	1	0	0	0	50.0	50.0	0.0	0.0	0.0	
BAY	56	18	36	2	0	0	32.1	64.3	3.6	0.0	0.0	
BRADFORD	2	1	1	0	0	0	50.0	50.0	0.0	0.0	0.0	
BREVARD	161	44	104	10	3	0	27.3	64.6	6.2	1.9	0.0	
BROWARD	613	237	309	64	3	0	38.7	50.4	10.4	0.5	0.0	
CALHOUN	1	0	1	0	0	0	0.0	100.0	0.0	0.0	0.0	
CHARLOTTE	25	5	19	1	0	0	20.0	76.0	4.0	0.0	0.0	
CITRUS	27	2	23	2	0	0	7.4	85.2	7.4	0.0	0.0	
CLAY	68	12	50	5	1	0	17.6	73.5	7.4	1.5	0.0	
COLLIER	41	8	25	7	1	0	19.5	61.0	17.1	2.4	0.0	
COLUMBIA	11	0	11	0	0	0	0.0	100.0	0.0	0.0	0.0	
MIAMI-DADE	428	142	235	49	2	0	33.2	54.9	11.4	0.5	0.0	
DESOTO	2	1	1	0	0	0	50.0	50.0	0.0	0.0	0.0	
DIXIE	1	0	1	0	0	0	0.0	100.0	0.0	0.0	0.0	
DUVAL	270	66	175	24	5	0	24.4	64.8	8.9	1.9	0.0	
ESCAMBIA	123	51	58	14	0	0	41.5	47.2	11.4	0.0	0.0	
FLAGLER	29	7	22	0	0	0	24.1	75.9	0.0	0.0	0.0	
FRANKLIN	0	0	0	0	0	0	0.0	0.0	0.0	0.0	0.0	
GADSDEN	2	1	1	0	0	0	50.0	50.0	0.0	0.0	0.0	
GILCHRIST	1	0	1	0	0	0	0.0	100.0	0.0	0.0	0.0	
GLADES	3	3	0	0	0	0	100.0	0.0	0.0	0.0	0.0	
GULF	1	1	0	0	0	0	100.0	0.0	0.0	0.0	0.0	
HAMILTON	1	0	1	0	0	0	0.0	100.0	0.0	0.0	0.0	
HARDEE	1	1	0	0	0	0	100.0	0.0	0.0	0.0	0.0	
HENDRY	4	4	0	0	0	0	100.0	0.0	0.0	0.0	0.0	
HERNANDO	27	9	18	0	0	0	33.3	66.7	0.0	0.0	0.0	
HIGHLANDS	20	5	14	0	1	0	25.0	70.0	0.0	5.0	0.0	
HILLSBOROUGH	368	100	243	21	3	0	27.2	66.0	5.7	0.8	0.0	
HOLMES	3	2	1	0	0	0	66.7	33.3	0.0	0.0	0.0	
INDIAN RIVER	31	6	20	3	2	0	19.4	64.5	9.7	6.5	0.0	
JACKSON	3	1	2	0	0	0	33.3	66.7	0.0	0.0	0.0	
JEFFERSON	0	0	0	0	0	0	0.0	0.0	0.0	0.0	0.0	
LAFAYETTE	0	0	0	0	0	0	0.0	0.0	0.0	0.0	0.0	
LAKE	81	18	59	4	0	0	22.2	72.8	4.9	0.0	0.0	
LEE	112	21	79	12	0	0	18.8	70.5	10.7	0.0	0.0	
LEON	34	7	21	5	1	0	20.6	61.8	14.7	2.9	0.0	
LEVY	2	0	1	1	0	0	0.0	50.0	50.0	0.0	0.0	
LIBERTY	1	1	0	0	0	0	100.0	0.0	0.0	0.0	0.0	
MADISON	1	0	1	0	0	0	0.0	100.0	0.0	0.0	0.0	
MANATEE	58	11	46	1	0	0	19.0	79.3	1.7	0.0	0.0	
MARION	69	14	46	8	1	0	20.3	66.7	11.6	1.4	0.0	
MARTIN	16	3	13	0	0	0	18.8	81.3	0.0	0.0	0.0	
MONROE	10	0	6	4	0	0	0.0	60.0	40.0	0.0	0.0	
NASSAU	4	3	1	0	0	0	75.0	25.0	0.0	0.0	0.0	
OKALOOSA	65	13	45	6	1	0	20.0	69.2	9.2	1.5	0.0	
OKEECHOBEE	1	1	0	0	0	0	100.0	0.0	0.0	0.0	0.0	
ORANGE	477	140	305	29	3	0	29.4	63.9	6.1	0.6	0.0	
OSCEOLA	91	18	58	15	0	0	19.8	63.7	16.5	0.0	0.0	
PALM BEACH	275	84	166	23	2	0	30.5	60.4	8.4	0.7	0.0	
PASCO	117	11	94	11	1	0	9.4	80.3	9.4	0.9	0.0	
PINELLAS	261	60	183	15	3	0	23.0	70.1	5.7	1.1	0.0	
POLK	123	26	87	9	1	0	21.1	70.7	7.3	0.8	0.0	
PUTNAM	2	0	2	0	0	0	0.0	100.0	0.0	0.0	0.0	
SAINT JOHNS	21	7	11	2	1	0	33.3	52.4	9.5	4.8	0.0	
SAINT LUCIE	59	18	37	4	0	0	30.5	62.7	6.8	0.0	0.0	
SANTA ROSA	22	9	11	1	1	0	40.9	50.0	4.5	4.5	0.0	
SARASOTA	49	10	35	3	1	0	20.4	71.4	6.1	2.0	0.0	
SEMINOLE	112	31	74	5	2	0	27.7	66.1	4.5	1.8	0.0	
SUMTER	21	3	17	1	0	0	14.3	81.0	4.8	0.0	0.0	
SUWANNEE	4	0	4	0	0	0	0.0	100.0	0.0	0.0	0.0	
TAYLOR	0	0	0	0	0	0	0.0	0.0	0.0	0.0	0.0	
UNION	2	1	1	0	0	0	50.0	50.0	0.0	0.0	0.0	
VOLUSIA	120	27	83	8	2	0	22.5	69.2	6.7	1.7	0.0	
WAKULLA	0	0	0	0	0	0	0.0	0.0	0.0	0.0	0.0	
WALTON	7	2	5	0	0	0	28.6	71.4	0.0	0.0	0.0	
WASHINGTON	6	0	6	0	0	0	0.0	100.0	0.0	0.0	0.0	

*Includes entombment.

TABLE D-9: RESIDENT DEATHS FOR 113 CAUSE GROUPS, BY RACE AND GENDER, FLORIDA, 2019

	TOTAL	WHITE	BLACK	OTHER	MALE	FEMALE
Total	206,975	178,237	24,094	4,462	109,606	97,364
Salmonella Infections	7	6	0	0	5	2
Shigellosis & Amebiasis	1	1	0	0	1	0
Certain Other Intestinal Infections	443	388	49	6	195	248
Tuberculosis	34	16	12	6	22	12
Respiratory Tuberculosis	28	13	10	5	18	10
Other Tuberculosis	6	3	2	1	4	2
Whooping Cough	1	1	0	0	0	1
Scarlet Fever & Erysipelas	0	0	0	0	0	0
Meningococcal Infection	3	3	0	0	1	2
Septicemia	2,527	2,080	391	54	1,295	1,232
Syphilis	2	1	1	0	2	0
Acute Poliomyelitis	0	0	0	0	0	0
Arthropod-Borne Viral Encephalitis	0	0	0	0	0	0
Measles	0	0	0	0	0	0
Viral Hepatitis	386	323	51	11	254	132
Human Immunodeficiency Virus (HIV)	692	293	384	13	501	191
Malaria	0	0	0	0	0	0
Other & Unspecified Infectious and Parasitic Diseases & Sequelae	478	404	61	13	262	216
Malignant Neoplasms (Cancer)	45,562	39,378	5,052	1,104	24,453	21,109
Lip, Oral Cavity, Pharynx	842	750	69	22	613	229
Esophagus	1,164	1,059	85	20	943	221
Stomach	795	583	171	40	455	340
Colon, Rectum and Anus	3,898	3,258	516	118	2,113	1,785
Liver & Intrahepatic Bile Ducts	2,108	1,768	266	74	1,426	682
Pancreas	3,485	2,983	403	95	1,844	1,641
Larynx	332	287	36	7	254	78
Trachea, Bronchus and Lung	10,909	9,865	849	189	5,859	5,050
Melanoma of Skin	653	633	13	7	452	201
Breast	3,183	2,582	498	100	38	3,145
Cervix Uteri	362	269	82	11	0	362
Corpus Uteri & Uterus, Part Unspecified	807	592	188	27	0	807
Ovary	1,052	887	130	35	0	1,052
Prostate	2,443	2,012	388	42	2,443	0
Kidney & Renal Pelvis	985	879	88	18	677	308
Bladder	1,421	1,307	95	18	1,050	371
Meninges, Brain, & Other Parts of Central Nervous System	1,254	1,131	95	28	733	521
Lymphoid, Hematopoietic and Related Tissue	4,409	3,780	513	115	2,541	1,868
Hodgkins Disease	70	64	5	1	46	24
Non-Hodgkins Lymphoma	1,549	1,375	135	39	883	666
Leukemia	1,809	1,588	176	45	1,054	755
Multiple Myeloma & Immunoprolifera Neoplasms	976	750	196	29	554	422
Other & Unspec--Lymphoid, Hematopoietic and Related Tissue	5	3	1	1	4	1
All Other & Unspecified Malignant Neoplasms	5,460	4,753	567	138	3,012	2,448
In Situ, Benign, Uncertain and Unknown Behavior Neoplasms	1,185	1,038	116	31	681	504
Anemias	415	307	94	13	198	217
Diabetes Mellitus	6,158	4,728	1,235	186	3,645	2,513
Nutritional Deficiencies	604	520	65	19	223	381
Malnutrition	552	472	62	18	200	352
Other Nutritional Deficiencies	52	48	3	1	23	29
Meningitis	31	21	9	1	20	11
Parkinsons Disease	2,666	2,482	148	36	1,699	967
Alzheimers Disease	6,531	6,020	417	92	2,217	4,314
Major Cardiovascular Diseases	65,468	56,354	7,740	1,318	34,368	31,100
Heart Diseases	47,044	40,893	5,194	910	26,263	20,781
Acute Rheumatic Fever & Chronic Rheumatic Heart Diseases	241	210	21	10	87	154
Hypertensive Heart Disease	3,674	3,005	601	64	1,911	1,763
Hypertensive Heart & Renal Disease	586	449	123	14	297	289
Ischemic Heart Diseases	29,359	25,898	2,862	566	17,307	12,052
Acute Myocardial Infarction	6,874	5,977	742	148	4,001	2,873
Other Acute Ischemic Heart Diseases	187	153	32	2	89	98
Other Forms of Chronic Ischemic Heart Disease	22,298	19,768	2,088	416	13,217	9,081
Atherosclerotic Cardiovascular Disease	4,720	4,146	470	92	2,802	1,918
All Other Chronic Ischemic Heart Disease	17,578	15,622	1,618	324	10,415	7,163
Other Heart Diseases	13,184	11,331	1,587	256	6,661	6,523
Acute & Subacute Endocarditis	122	110	10	2	75	47
Pericardium Diseases & Acute Myocarditis	69	51	16	2	37	32
Heart Failure	4,320	3,760	466	92	2,173	2,147
All Other Forms of Heart Disease	8,673	7,410	1,095	160	4,376	4,297

TABLE D-9 (Cont.): RESIDENT DEATHS FOR 113 CAUSE GROUPS, BY RACE AND GENDER, FLORIDA, 2019

	TOTAL	WHITE	BLACK	OTHER	MALE	FEMALE
Essential Hypertension & Hypertensive Renal Disease	2,737	2,164	520	53	1,357	1,380
Cerebrovascular Diseases (Stroke)	13,868	11,719	1,818	324	5,759	8,109
Atherosclerosis	385	338	37	10	176	209
Other Diseases of Circulatory System	1,434	1,240	171	21	813	621
Aortic Aneurysm & Dissection	670	584	74	12	412	258
Other Diseases of Arteries, Arterioles and Capillaries	764	656	97	9	401	363
Other Circulatory System Disorders	289	198	85	6	139	150
Influenza & Pneumonia	2,703	2,343	292	67	1,377	1,326
Influenza	278	242	30	6	132	146
Pneumonia	2,425	2,101	262	61	1,245	1,180
Other Acute Lower Respiratory Infections	18	14	4	0	10	8
Acute Bronchitis & Bronchiolitis	14	11	3	0	6	8
Other & Unspecified Acute Lower Respiratory Infections	4	3	1	0	4	0
Chronic Lower Respiratory Diseases (CLRD)	12,005	11,147	722	127	5,702	6,303
Bronchitis, Chronic & Unspecified	22	18	4	0	8	14
Emphysema	439	404	31	4	244	195
Asthma	196	137	48	11	68	128
Other Chronic Lower Respiratory Diseases	11,348	10,588	639	112	5,382	5,966
Pneumoconiosis & Chemical Effects	45	43	2	0	42	3
Pneumonitis Due to Solids & Liquids	1,156	1,010	119	27	658	498
Other Respiratory System Diseases	2,839	2,537	236	65	1,518	1,321
Peptic Ulcer	236	209	23	3	115	121
Appendix Diseases	28	24	4	0	16	12
Hernia	124	114	9	1	51	73
Chronic Liver Disease & Cirrhosis (CLDC)	3,186	2,925	196	60	2,008	1,178
Alcoholic Liver Disease	1,703	1,570	100	28	1,153	550
Other Chronic Liver Disease & Cirrhosis	1,483	1,355	96	32	855	628
Cholelithiasis & Other Gallbladder Disorders	206	184	19	3	107	99
Nephritis, Nephrotic Syndrome & Nephrosis	3,242	2,507	639	94	1,819	1,423
Acute & Rapidly Progressive Nephritic/Nephrotic Syndrome	41	34	7	0	28	13
Chronic Glomerulonephritis/Nephritis/Nephropathy/Renal Sclerosis	10	9	1	0	8	2
Renal Failure	3,191	2,464	631	94	1,783	1,408
Other Kidney Disorders	0	0	0	0	0	0
Kidney Infections	38	32	5	1	7	31
Hyperplasia of Prostate	34	29	5	0	34	0
Female Pelvic Organs--Inflammatory Diseases	9	8	1	0	0	9
Pregnancy, Childbirth, and the Puerperium	70	38	28	4	0	70
Pregnancy with Abortive Outcome	2	1	0	1	0	2
Other Pregnancy, Childbirth, Puerperium Complications	68	37	28	3	0	68
Perinatal Period Conditions	714	340	306	62	408	304
Congenital Malformations	583	443	111	26	305	277
Symptoms, Signs, Abnormal Clinical/Lab Findings, NEC	3,465	3,031	353	73	1,661	1,803
All Other Diseases (Residual)	24,211	21,090	2,644	455	10,875	13,336
Unintentional Injury	13,213	11,426	1,436	340	8,660	4,553
Transport Accidents	3,489	2,787	587	113	2,554	935
Motor Vehicle Accidents	3,273	2,611	551	109	2,375	898
Other Land Transport Accidents	70	47	22	1	61	9
Water/Air/Space/Other & Unspecified Transport Accidents	146	129	14	3	118	28
NonTransport Accidents	9,724	8,639	849	227	6,106	3,618
Falls	3,351	3,140	147	62	1,694	1,657
Firearms Discharge	16	11	4	1	12	4
Drowning & Submersion	388	293	68	26	286	102
Smoke, Fire, Flames Exposure	88	76	12	0	52	36
Poisoning & Noxious Substance Exposure	4,875	4,304	461	106	3,428	1,447
Other & Unspecified Nontransport Accidents & Sequelae	1,006	815	157	32	634	372
Suicide	3,427	3,121	211	89	2,647	780
Firearms Discharge	1,801	1,651	111	37	1,540	261
Other & Unspecified Means & Sequelae	1,626	1,470	100	52	1,107	519
Homicide	1,331	574	709	43	1,045	285
Firearms Discharge	1,011	382	594	34	840	171
Other & Unspecified Means & Sequelae	320	192	115	9	205	114
Legal Intervention	31	23	8	0	29	2
Events of Undetermined Intent	154	119	30	5	101	53
Firearms Discharge	14	9	5	0	9	5
Other & Unspecified Event & Sequelae	140	110	25	5	92	48
War Operations & Sequelae	3	3	0	0	3	0
Medical & Surgical Care Complications	421	341	72	8	227	194

ICD-10 codes associated with each cause of death group are presented in Appendix 3.

TABLE D-9 (Cont.): RESIDENT DEATHS FOR 113 CAUSE GROUPS, BY RACE AND GENDER, FLORIDA, 2019

	TOTAL	WHITE		BLACK		OTHER	
		MALE	FEMALE	MALE	FEMALE	MALE	FEMALE
Total	206,975	94,537	83,699	12,653	11,440	2,308	2,153
Salmonella Infections	7	4	2	0	0	0	0
Shigellosis & Amebiasis	1	1	0	0	0	0	0
Certain Other Intestinal Infections	443	170	218	22	27	3	3
Tuberculosis	34	11	5	8	4	3	3
Respiratory Tuberculosis	28	9	4	7	3	2	3
Other Tuberculosis	6	2	1	1	1	1	0
Whooping Cough	1	0	1	0	0	0	0
Scarlet Fever & Erysipelas	0	0	0	0	0	0	0
Meningococcal Infection	3	1	2	0	0	0	0
Septicemia	2,527	1,074	1,006	194	197	25	29
Syphilis	2	1	0	1	0	0	0
Acute Poliomyelitis	0	0	0	0	0	0	0
Arthropod-Borne Viral Encephalitis	0	0	0	0	0	0	0
Measles	0	0	0	0	0	0	0
Viral Hepatitis	386	214	109	36	15	4	7
Human Immunodeficiency Virus (HIV)	692	241	52	249	135	11	2
Malaria	0	0	0	0	0	0	0
Other & Unspecified Infectious and Parasitic Diseases & Sequelae	478	219	185	35	26	8	5
Malignant Neoplasms (Cancer)	45,562	21,368	18,010	2,548	2,504	526	578
Lip, Oral Cavity, Pharynx	842	543	207	53	16	16	6
Esophagus	1,164	866	193	63	22	14	6
Stomach	795	328	255	104	67	22	18
Colon, Rectum and Anus	3,898	1,763	1,495	281	235	67	51
Liver & Intrahepatic Bile Ducts	2,108	1,194	574	180	86	52	22
Pancreas	3,485	1,595	1,388	200	203	48	47
Larynx	332	223	64	23	13	6	1
Trachea, Bronchus and Lung	10,909	5,243	4,622	517	332	97	92
Melanoma of Skin	653	441	192	7	6	4	3
Breast	3,183	32	2,550	5	493	1	99
Cervix Uteri	362	0	269	0	82	0	11
Corpus Uteri & Uterus, Part Unspecified	807	0	592	0	188	0	27
Ovary	1,052	0	887	0	130	0	35
Prostate	2,443	2,012	0	388	0	42	0
Kidney & Renal Pelvis	985	603	276	63	25	11	7
Bladder	1,421	978	329	61	34	10	8
Meninges, Brain, & Other Parts of Central Nervous System	1,254	663	468	56	39	14	14
Lymphoid, Hematopoietic and Related Tissue	4,409	2,200	1,580	286	227	55	60
Hodgkins Disease	70	40	24	5	0	1	0
Non-Hodgkins Lymphoma	1,549	792	583	69	66	22	17
Leukemia	1,809	936	652	99	77	19	26
Multiple Myeloma & Immunoprolifera Neoplasms	976	430	320	112	84	12	17
Other & Unspec--Lymphoid, Hematopoietic and Related Tissue	5	2	1	1	0	1	0
All Other & Unspecified Malignant Neoplasms	5,460	2,684	2,069	261	306	67	71
In Situ, Benign, Uncertain and Unknown Behavior Neoplasms	1,185	590	448	71	45	20	11
Anemias	415	153	154	41	53	4	9
Diabetes Mellitus	6,158	2,928	1,800	614	621	96	90
Nutritional Deficiencies	604	192	328	25	40	6	13
Malnutrition	552	169	303	25	37	6	12
Other Nutritional Deficiencies	52	23	25	0	3	0	1
Meningitis	31	14	7	6	3	0	1
Parkinsons Disease	2,666	1,585	897	92	56	22	14
Alzheimers Disease	6,531	2,064	3,956	124	293	28	64
Major Cardiovascular Diseases	65,468	29,789	26,565	3,869	3,871	672	646
Heart Diseases	47,044	23,012	17,881	2,729	2,465	490	420
Acute Rheumatic Fever & Chronic Rheumatic Heart Diseases	241	74	136	10	11	3	7
Hypertensive Heart Disease	3,674	1,558	1,447	317	284	33	31
Hypertensive Heart & Renal Disease	586	228	221	63	60	6	8
Ischemic Heart Diseases	29,359	15,386	10,512	1,564	1,298	336	230
Acute Myocardial Infarction	6,874	3,511	2,466	398	344	90	58
Other Acute Ischemic Heart Diseases	187	74	79	14	18	1	1
Other Forms of Chronic Ischemic Heart Disease	22,298	11,801	7,967	1,152	936	245	171
Atherosclerotic Cardiovascular Disease	4,720	2,472	1,674	267	203	56	36
All Other Chronic Ischemic Heart Disease	17,578	9,329	6,293	885	733	189	135
Other Heart Diseases	13,184	5,766	5,565	775	812	112	144
Acute & Subacute Endocarditis	122	70	40	4	6	1	1
Pericardium Diseases & Acute Myocarditis	69	26	25	10	6	1	1
Heart Failure	4,320	1,910	1,850	214	252	47	45
All Other Forms of Heart Disease	8,673	3,760	3,650	547	548	63	97

TABLE D-9 (Cont.): RESIDENT DEATHS FOR 113 CAUSE GROUPS, BY RACE AND GENDER, FLORIDA, 2019

	TOTAL	WHITE		BLACK		OTHER	
		MALE	FEMALE	MALE	FEMALE	MALE	FEMALE
Essential Hypertension & Hypertensive Renal Disease	2,737	1,081	1,083	248	272	28	25
Cerebrovascular Diseases (Stroke)	13,868	4,840	6,879	779	1,039	135	189
Atherosclerosis	385	155	183	16	21	5	5
Other Diseases of Circulatory System	1,434	701	539	97	74	14	7
Aortic Aneurysm & Dissection	670	357	227	48	26	7	5
Other Diseases of Arteries, Arterioles and Capillaries	764	344	312	49	48	7	2
Other Circulatory System Disorders	289	93	105	43	42	3	3
Influenza & Pneumonia	2,703	1,201	1,142	144	148	31	36
Influenza	278	117	125	14	16	1	5
Pneumonia	2,425	1,084	1,017	130	132	30	31
Other Acute Lower Respiratory Infections	18	6	8	4	0	0	0
Acute Bronchitis & Bronchiolitis	14	3	8	3	0	0	0
Other & Unspecified Acute Lower Respiratory Infections	4	3	0	1	0	0	0
Chronic Lower Respiratory Diseases (CLRD)	12,005	5,245	5,902	388	334	63	64
Bronchitis, Chronic & Unspecified	22	8	10	0	4	0	0
Emphysema	439	224	180	19	12	1	3
Asthma	196	42	95	25	23	1	10
Other Chronic Lower Respiratory Diseases	11,348	4,971	5,617	344	295	61	51
Pneumoconiosis & Chemical Effects	45	40	3	2	0	0	0
Pneumonitis Due to Solids & Liquids	1,156	575	435	64	55	19	8
Other Respiratory System Diseases	2,839	1,365	1,172	124	112	28	37
Peptic Ulcer	236	101	108	14	9	0	3
Appendix Diseases	28	14	10	2	2	0	0
Hernia	124	47	67	4	5	0	1
Chronic Liver Disease & Cirrhosis (CLDC)	3,186	1,845	1,080	123	73	37	23
Alcoholic Liver Disease	1,703	1,066	504	65	35	19	9
Other Chronic Liver Disease & Cirrhosis	1,483	779	576	58	38	18	14
Cholelithiasis & Other Gallbladder Disorders	206	95	89	12	7	0	3
Nephritis, Nephrotic Syndrome & Nephrosis	3,242	1,463	1,044	303	336	53	41
Acute & Rapidly Progressive Nephritic/Nephrotic Syndrome	41	25	9	3	4	0	0
Chronic Glomerulonephritis/Nephritis/Nephropathy/Renal Sclerosis	10	7	2	1	0	0	0
Renal Failure	3,191	1,431	1,033	299	332	53	41
Other Kidney Disorders	0	0	0	0	0	0	0
Kidney Infections	38	6	26	1	4	0	1
Hyperplasia of Prostate	34	29	0	5	0	0	0
Female Pelvic Organs--Inflammatory Diseases	9	0	8	0	1	0	0
Pregnancy, Childbirth, and the Puerperium	70	0	38	0	28	0	4
Pregnancy with Abortive Outcome	2	0	1	0	0	0	1
Other Pregnancy, Childbirth, Puerperium Complications	68	0	37	0	28	0	3
Perinatal Period Conditions	714	202	137	171	135	31	30
Congenital Malformations	583	227	216	60	50	17	9
Symptoms, Signs, Abnormal Clinical/Lab Findings, NEC	3,465	1,433	1,598	182	171	40	33
All Other Diseases (Residual)	24,211	9,465	11,625	1,184	1,460	215	240
Unintentional Injury	13,213	7,395	4,031	1,028	408	229	111
Transport Accidents	3,489	2,044	743	433	154	75	38
Motor Vehicle Accidents	3,273	1,897	714	403	148	73	36
Other Land Transport Accidents	70	41	6	19	3	1	0
Water/Air/Space/Other & Unspecified Transport Accidents	146	106	23	11	3	1	2
Nontransport Accidents	9,724	5,351	3,288	595	254	154	73
Falls	3,351	1,580	1,560	78	69	35	27
Firearms Discharge	16	8	3	3	1	1	0
Drowning & Submersion	388	213	80	53	15	19	7
Smoke, Fire, Flames Exposure	88	44	32	8	4	0	0
Poisoning & Noxious Substance Exposure	4,875	2,990	1,314	356	105	79	27
Other & Unspecified Nontransport Accidents & Sequelae	1,006	516	299	97	60	20	12
Suicide	3,427	2,401	720	174	37	67	22
Firearms Discharge	1,801	1,404	247	102	9	32	5
Other & Unspecified Means & Sequelae	1,626	997	473	72	28	35	17
Homicide	1,331	389	185	617	92	37	6
Firearms Discharge	1,011	276	106	534	60	30	4
Other & Unspecified Means & Sequelae	320	113	79	83	32	7	2
Legal Intervention	31	21	2	8	0	0	0
Events of Undetermined Intent	154	73	46	23	7	5	0
Firearms Discharge	14	4	5	5	0	0	0
Other & Unspecified Event & Sequelae	140	69	41	18	7	5	0
War Operations & Sequelae	3	3	0	0	0	0	0
Medical & Surgical Care Complications	421	184	157	38	34	5	3

ICD-10 codes associated with each cause of death group are presented in Appendix 3.

TABLE D-10: RESIDENT DEATHS FOR 358 CAUSE GROUPS, BY AGE GROUP, FLORIDA, 2019

	AGE GROUPS														
	TOTAL	<1	1-4	5-9	10-14	15-19	20-24	25-34	35-44	45-54	55-64	65-74	75-84	85+	UNK
TOTAL	206,975	1,328	222	141	163	598	1,266	4,088	5,600	10,783	25,859	39,389	51,771	65,767	0
INFECTIOUS & PARASITIC DISEASES	4,574	35	9	4	4	5	13	96	182	407	839	951	1,066	963	0
Cholera	0	0	0	0	0	0	0	0	0	0	0	0	0	0	0
Typhoid Fever	0	0	0	0	0	0	0	0	0	0	0	0	0	0	0
Paratyphoid Fever & Oth Salmonella	7	0	0	0	0	0	0	0	0	1	1	0	2	3	0
Shigellosis	1	0	0	0	0	0	0	0	0	0	0	0	1	0	0
Other Bacterial Food-Borne Intox	0	0	0	0	0	0	0	0	0	0	0	0	0	0	0
Amebiasis	0	0	0	0	0	0	0	0	0	0	0	0	0	0	0
Intestinal Infections/Other Spec Org	279	1	0	0	0	0	0	1	0	5	17	62	85	108	0
Diarrhea/Gastroenteritis-Infect Org	164	15	1	0	1	0	0	1	0	4	21	29	35	57	0
Respiratory Tuberculosis	28	0	0	0	0	0	0	2	2	2	10	3	2	7	0
Other Tuberculosis	6	0	0	0	0	0	0	0	1	1	0	4	0	0	0
Plague	0	0	0	0	0	0	0	0	0	0	0	0	0	0	0
Brucellosis	1	0	0	0	0	0	0	1	0	0	0	0	0	0	0
Tetanus	0	0	0	0	0	0	0	0	0	0	0	0	0	0	0
Diphtheria	0	0	0	0	0	0	0	0	0	0	0	0	0	0	0
Whooping Cough	1	0	1	0	0	0	0	0	0	0	0	0	0	0	0
Scarlet Fever & Erysipelas	0	0	0	0	0	0	0	0	0	0	0	0	0	0	0
Meningococcal Infection	3	0	1	0	0	0	0	1	0	0	1	0	0	0	0
Septicemia	2,527	11	2	2	3	4	6	23	49	136	343	551	719	678	0
Other Zoonotic/Bacterial Diseases	168	2	0	0	0	0	0	0	12	15	25	21	55	38	0
Cardiovascular Syphilis	0	0	0	0	0	0	0	0	0	0	0	0	0	0	0
Neurosyphilis	2	0	0	0	0	0	0	0	0	0	1	0	0	1	0
Other & Unspecified Syphilis	0	0	0	0	0	0	0	0	0	0	0	0	0	0	0
Gonococcal Infection	0	0	0	0	0	0	0	0	0	0	0	0	0	0	0
Other Infections-Sex Transmiss	0	0	0	0	0	0	0	0	0	0	0	0	0	0	0
Lyme Disease	2	0	0	0	0	0	0	0	0	1	0	0	1	0	0
Typhus Fever	0	0	0	0	0	0	0	0	0	0	0	0	0	0	0
Spirochetes/Chlamydia/Rickettsia	0	0	0	0	0	0	0	0	0	0	0	0	0	0	0
Acute Poliomyelitis	0	0	0	0	0	0	0	0	0	0	0	0	0	0	0
Rabies	0	0	0	0	0	0	0	0	0	0	0	0	0	0	0
Viral Encephalitis -- Arthropod-Borne	0	0	0	0	0	0	0	0	0	0	0	0	0	0	0
Yellow Fever	0	0	0	0	0	0	0	0	0	0	0	0	0	0	0
Oth Arthropod-Borne Vir/Hemorr Fev	4	0	0	0	0	0	0	1	0	0	1	1	1	0	0
Herpes Viral (Herpes Simplex) Infect	22	1	0	0	0	0	0	1	0	0	1	4	12	3	0
Zoster (Herpes Zoster)	8	0	0	0	0	0	0	0	1	0	1	3	1	2	0
Smallpox	0	0	0	0	0	0	0	0	0	0	0	0	0	0	0
Measles	0	0	0	0	0	0	0	0	0	0	0	0	0	0	0
Rubella (German Measles)	0	0	0	0	0	0	0	0	0	0	0	0	0	0	0
Viral Hepatitis	386	0	0	0	0	0	0	7	20	48	154	99	41	17	0
HIV Disease-Infect/Parasitic Dis	234	0	0	0	0	0	3	22	37	64	65	34	7	2	0
HIV Disease-Malignant Neoplasms	59	0	0	0	0	0	0	5	5	15	15	11	8	0	0
HIV Disease-Oth Spec Diseases	85	0	0	0	0	0	2	3	10	22	28	13	3	4	0
HIV Disease-Other Conditions	177	0	0	0	0	0	0	16	17	40	59	33	12	0	0
Unspecified HIV Disease	137	0	0	0	0	0	1	8	20	32	46	20	9	1	0
All Other Viral Diseases	125	4	3	2	0	1	1	1	1	7	23	29	28	25	0
Mycoses	60	1	0	0	0	0	0	1	4	4	19	14	12	5	0
Malaria	0	0	0	0	0	0	0	0	0	0	0	0	0	0	0
Leishmaniasis	0	0	0	0	0	0	0	0	0	0	0	0	0	0	0
Trypanosomiasis	0	0	0	0	0	0	0	0	0	0	0	0	0	0	0
Pneumocystosis	10	0	0	0	0	0	0	0	1	2	1	4	2	0	0
Other Protozoal Diseases	2	0	0	0	0	0	0	0	0	1	1	0	0	0	0

TABLE D-10 (Cont.): RESIDENT DEATHS FOR 358 CAUSE GROUPS, BY AGE GROUP, FLORIDA, 2019

	AGE GROUPS														
	TOTAL	<1	1-4	5-9	10-14	15-19	20-24	25-34	35-44	45-54	55-64	65-74	75-84	85+	UNK
INFECTIOUS & PARASITIC DISEASES (Cont.)															
Schistosomiasis (Bilharziasis)	0	0	0	0	0	0	0	0	0	0	0	0	0	0	0
Other & Unspecified Helminthiases	3	0	0	0	0	0	0	1	0	0	0	1	1	0	0
Sequelae of Tuberculosis	0	0	0	0	0	0	0	0	0	0	0	0	0	0	0
Sequelae of Poliomyelitis	9	0	0	0	0	0	0	0	1	0	0	2	4	2	0
All Other Infect/Parasit Dis & Seq	64	0	1	0	0	0	0	1	1	7	6	13	25	10	0
NEOPLASMS															
	46,747	5	20	28	22	29	54	276	722	2,443	8,122	13,077	13,174	8,775	0
Cancer: Lip	2	0	0	0	0	0	0	0	0	1	0	0	1	0	0
Cancer: Tongue	243	0	0	0	0	0	0	0	3	17	55	79	57	32	0
Cancer: Pharynx	287	0	0	0	0	0	0	0	5	25	89	79	54	35	0
Cancer: Oth--Lip/Oral/Pharynx	310	0	0	0	0	0	0	1	5	16	70	99	74	45	0
Cancer: Esophagus	1,164	0	0	0	0	0	0	5	10	73	261	381	311	123	0
Cancer: Stomach	795	0	0	0	0	0	0	5	18	68	154	209	192	149	0
Cancer: Small Intestine	108	0	0	0	0	0	0	1	2	2	15	30	42	16	0
Cancer: Colon	3,140	0	0	0	0	0	4	12	67	255	542	800	766	694	0
Cancer: Rectosigmoid/Rectum	655	0	0	0	0	0	0	8	29	82	150	159	127	100	0
Cancer: Anus & Anal Canal	103	0	0	0	0	0	0	0	2	10	26	34	18	13	0
Cancer: Liver	1,595	0	2	2	0	0	0	6	12	56	387	600	341	189	0
Cancer: Intrahepatic Bile Duct	513	0	0	0	0	0	0	2	3	31	101	153	147	76	0
Cancer: Gblad/Extrahepatic B Duct	272	0	0	0	0	0	1	2	2	9	45	88	80	45	0
Cancer: Pancreas	3,485	0	0	0	0	0	0	4	25	166	623	1,084	1,044	539	0
Cancer: Other Digestive Organs	149	0	0	0	0	0	0	1	6	6	26	35	41	34	0
Cancer: Nasal Cav/Mid Ear/Sinus	24	0	0	0	0	0	0	0	1	1	4	11	5	2	0
Cancer: Larynx	332	0	0	0	0	0	0	0	0	26	100	115	60	31	0
Cancer: Trachea/Bronchus/Lung	10,909	0	0	0	0	0	2	14	43	408	1,980	3,466	3,365	1,631	0
Cancer: Thymus/Heart/Med/Pleura	27	0	0	0	0	0	0	0	0	2	6	10	4	5	0
Cancer: Other Respir/Intrathoracic	7	0	0	0	0	0	0	0	0	0	1	2	4	0	0
Cancer: Bone & Articular Cartilage	148	0	0	0	2	6	9	7	11	14	23	24	25	27	0
Cancer: Melanoma of Skin	653	0	0	0	0	0	0	7	24	42	90	161	211	118	0
Cancer: Other Skin	383	0	0	0	0	0	0	0	2	10	67	88	101	115	0
Cancer: Mesothelioma	166	0	0	0	0	0	0	0	1	4	16	39	72	34	0
Cancer: Kaposi Sarcoma	5	0	0	0	0	0	0	1	1	0	0	2	0	1	0
Cancer: Other Meso & Soft Tissue	430	0	1	3	1	3	2	12	11	31	84	114	119	49	0
Cancer: Breast	3,183	0	0	0	0	0	1	47	142	312	681	787	662	551	0
Cancer: Vulva & Vagina	92	0	0	0	0	0	0	0	1	2	19	19	24	27	0
Cancer: Cervex Uteri	362	0	0	0	0	0	1	15	44	69	99	65	44	25	0
Cancer: Corpus Uteri/Uterus,Unsp	807	0	0	0	0	0	0	6	12	37	163	278	199	112	0
Cancer: Ovary	1,052	0	0	0	0	0	0	7	19	82	213	294	279	158	0
Cancer: Other Female Genital Org	57	0	0	0	0	0	0	1	0	3	12	24	8	9	0
Cancer: Placenta	1	0	0	0	0	0	0	0	0	1	0	0	0	0	0
Cancer: Prostate	2,443	0	0	0	0	0	0	0	1	25	192	604	835	786	0
Cancer: Testis	43	0	0	0	0	1	5	10	7	5	7	5	3	0	0
Cancer: Penis/Other Male Gen Org	31	0	0	0	0	0	0	0	0	2	7	8	8	6	0
Cancer: Kidney & Renal Pelvis	985	0	1	1	1	1	1	7	14	51	176	261	294	177	0
Cancer: Bladder	1,421	0	0	0	0	0	0	3	6	32	142	301	482	455	0
Cancer: Other Sites Urinary Tract	62	0	0	0	0	0	0	0	0	0	9	10	26	17	0
Cancer: Eye & Adnexa	25	0	0	0	0	0	0	0	0	0	7	11	5	2	0
Cancer: Brain	1,233	1	2	9	9	8	7	27	39	109	243	390	271	118	0
Cancer: Other Parts of CNS	21	0	2	0	0	0	0	1	1	2	3	5	4	3	0
Cancer: Thyroid/Oth Endo Glands	182	0	3	0	0	0	1	2	6	8	23	51	48	40	0
Cancer: Other & Unspecified Sites	3,248	0	0	4	1	0	4	13	58	147	560	855	886	720	0

TABLE D-10 (Cont.): RESIDENT DEATHS FOR 358 CAUSE GROUPS, BY AGE GROUP, FLORIDA, 2019

	AGE GROUPS														
	TOTAL	<1	1-4	5-9	10-14	15-19	20-24	25-34	35-44	45-54	55-64	65-74	75-84	85+	UNK
NEOPLASMS (Cont.)															
Cancer: Hodgkins Disease	70	0	0	0	0	0	0	1	7	8	9	12	20	13	0
Cancer: Non-Hodgkins Lymphoma	1,549	0	0	1	0	2	4	15	23	61	198	356	511	378	0
Cancer: Oth Lymph/Hematopoietic	5	0	0	0	0	0	0	0	0	1	1	1	1	1	0
Cancer: Immunoproliferative Dis	21	0	0	0	0	0	0	0	0	1	0	7	8	5	0
Cancer: Mult Myeloma/Plasma Cell	955	0	0	0	0	0	0	0	9	32	135	260	306	213	0
Cancer: Leukemia, Lymphoid	467	0	5	3	6	3	3	6	8	15	44	77	149	148	0
Cancer: Leukemia, Myeloid	1,024	0	0	2	2	1	5	16	23	40	133	276	350	176	0
Cancer: Leukemia, Monocytic	7	0	0	0	0	0	0	0	0	0	1	1	3	2	0
Cancer: Leukemia/Other & Unspec	311	0	1	0	0	1	1	4	5	9	22	51	104	113	0
CarclnSitu: Breast/Genitourinary	1	0	0	0	0	0	0	0	0	0	0	0	1	0	0
CarclnSitu: Other/Unspecified	4	0	0	0	0	0	0	0	0	0	1	2	0	1	0
Benign Neoplasm: Female Gen Org	3	0	0	0	0	0	0	0	1	1	0	1	0	0	0
Benign Neoplasm: Eye/Brain/CNS	56	0	0	0	0	0	0	0	3	6	3	13	13	18	0
Benign Neoplasm: Oth/Unspec Site	24	2	0	0	0	0	0	1	0	0	5	5	6	5	0
Neoplasms: Unk Behav/Spec Site	987	1	3	2	0	2	2	6	8	25	82	158	334	364	0
Neoplasms: Unk Behav/Unspec Site	110	1	0	1	0	1	1	0	2	2	17	27	29	29	0
BLOOD/BLOODFORMING ORGAN DISEASES & IMMUNE DISORDERS															
	824	8	5	1	2	5	5	18	38	64	102	200	191	185	0
Anemia: Nutritional	15	0	0	0	0	0	0	1	0	0	0	4	1	9	0
Anemia: Hemolytic	81	0	0	1	1	2	0	9	17	17	12	10	7	5	0
Anemia: Aplastic	63	0	0	0	0	1	0	1	1	2	11	17	14	16	0
Anemia: Acute Posthemorrhagic	256	1	0	0	0	0	0	1	3	3	24	59	72	93	0
Coag Defects/Purpura/Hemorr	223	5	3	0	1	0	1	3	6	23	24	54	59	44	0
Other Blood/Blood-Form Organs	75	2	2	0	0	1	3	2	8	3	7	21	14	12	0
Certain Immune Mech Disorders	111	0	0	0	0	1	1	1	3	16	24	35	24	6	0
ENDOCRINE, NUTRITIONAL & METABOLIC DISEASES															
	9,598	12	2	3	8	11	21	96	249	675	1,604	2,243	2,429	2,245	0
Disorders of Thyroid Gland	190	0	0	0	0	0	0	3	2	10	16	20	41	98	0
Diabetes Mellitus	6,158	0	0	0	1	4	10	49	142	450	1,091	1,604	1,628	1,179	0
Disorders of Pituitary Gland	12	0	0	0	1	0	0	1	2	1	3	1	2	1	0
Disorders of Adrenal Glands	22	0	0	0	0	0	0	1	1	5	4	1	4	6	0
Diseases of Thymus	0	0	0	0	0	0	0	0	0	0	0	0	0	0	0
Other Endocrine Diseases	40	1	1	0	0	0	0	1	2	3	6	8	7	11	0
Nutritional Marasmus	1	0	0	0	0	0	0	0	0	0	0	0	0	1	0
Other & Unspecified Malnutrition	551	0	1	1	0	0	0	0	2	7	29	51	135	325	0
Other Nutritional Deficiencies	52	1	0	0	0	0	0	0	2	1	2	3	11	32	0
Obesity & Other Hyperalimentation	564	0	0	0	0	1	2	25	61	99	159	132	68	17	0
Cystic Fibrosis	23	0	0	0	0	5	2	7	3	0	2	3	1	0	0
Fluid/Electrolyte/Acid-Base Dep	424	5	0	0	1	0	2	6	11	22	63	80	96	138	0
Other Metabolic Disorders	1,561	5	0	2	5	1	5	3	21	77	229	340	436	437	0
MENTAL & BEHAVIORAL DISORDERS															
	7,988	0	0	2	0	3	7	98	146	213	466	645	1,734	4,674	0
Organic Dementia	6,673	0	0	0	0	0	0	1	0	4	61	423	1,623	4,561	0
Other Organic Mental Disorders	157	0	0	0	0	0	0	0	0	2	14	30	35	76	0
Ment/Behav Dis-Alcohol Use	764	0	0	0	0	0	0	27	76	141	317	139	50	14	0
Ment/Behav Dis-Psychoactive Sub	272	0	0	0	0	0	6	62	63	54	56	24	4	3	0
Schizophrenia/Schizotypal/Delus	30	0	0	0	0	0	0	0	1	2	6	14	4	3	0
Mood (Affective) Disorder	33	0	0	0	0	0	0	2	1	2	6	6	4	12	0
Neurotic/Stess-Related/Somatoform	21	0	0	0	0	0	0	0	0	4	3	7	6	1	0

TABLE D-10 (Cont.): RESIDENT DEATHS FOR 358 CAUSE GROUPS, BY AGE GROUP, FLORIDA, 2019

	AGE GROUPS														
	TOTAL	<1	1-4	5-9	10-14	15-19	20-24	25-34	35-44	45-54	55-64	65-74	75-84	85+	UNK
MENTAL & BEHAVIORAL DISORDERS (Cont.)															
Mental Retardation	6	0	0	0	0	0	1	1	2	0	1	1	0	0	0
Other Mental & Behav Disorder	32	0	0	2	0	3	0	5	3	4	2	1	8	4	0
NERVOUS SYSTEM DISEASES	16,089	12	10	7	16	27	39	97	129	219	710	1,854	4,658	8,311	0
Meningitis	31	1	1	0	0	0	0	0	2	3	7	9	8	0	0
Other Inflammatory Diseases	46	1	0	0	1	0	0	2	4	6	11	11	7	3	0
Parkinsons Disease	2,666	0	0	0	0	0	0	0	0	4	59	424	1,122	1,057	0
Alzheimers Disease	6,531	0	0	0	0	0	0	0	1	5	70	439	1,854	4,162	0
Multiple Sclerosis	212	0	0	0	0	0	1	2	7	22	55	74	41	10	0
Epilepsy	189	2	2	4	3	9	11	21	22	22	26	20	19	28	0
Trans Cerebral Ischemic Attacks	8	0	0	0	0	0	0	0	0	0	1	1	2	4	0
Infantile Cerebral Palsy	138	1	2	1	5	6	10	29	16	13	25	21	6	3	0
Other Dis	6,268	7	5	2	7	12	17	43	77	144	456	855	1,599	3,044	0
EYE & ADNEXA DISEASES	4	0	0	0	0	0	0	1	1	0	0	1	1	0	0
Eye & Adnexa	4	0	0	0	0	0	0	1	1	0	0	1	1	0	0
EAR & MASTOID PROCESS DISEASES	4	1	0	0	0	0	0	0	0	0	0	1	1	1	0
Ear & Mastoid Process	4	1	0	0	0	0	0	0	0	0	0	1	1	1	0
CIRCULATORY SYSTEM DISEASES	65,757	30	4	14	8	27	36	314	810	2,492	6,615	11,174	16,696	27,537	0
Acute Rheumatic Fever	4	0	0	0	0	0	0	0	0	0	1	1	1	1	0
Rhuematic Mitral Valve Disease	86	0	0	0	0	0	0	0	4	9	14	16	19	24	0
Rhuematic Aortic Valve Disease	6	0	0	0	0	0	0	0	0	0	0	0	4	2	0
Disord of Both Mitral/Aortic Valves	55	0	0	0	0	0	0	0	0	3	6	7	16	23	0
Oth Chronic Rheumatic Heart Dis	90	0	0	0	0	0	0	4	4	4	12	14	20	32	0
Essential (Primary) Hypertension	1,629	1	0	0	0	1	0	4	25	93	222	326	383	574	0
Hypertensive Heart Disease	3,674	1	0	0	0	2	1	38	130	307	567	550	688	1,390	0
Hypertensive Renal Disease	1,108	0	0	0	0	0	0	6	13	31	92	232	310	424	0
Hypertensive Heart/Renal Dis	586	0	0	0	0	0	0	2	4	22	40	95	148	275	0
Acute Myocardial Infarction	6,874	0	0	0	1	0	1	20	61	266	952	1,496	1,873	2,204	0
Other Acute Ischem Heart Dis	187	0	0	0	0	0	0	0	4	8	24	45	46	60	0
Atherosclerotic Cardio Dis	4,720	0	0	0	0	0	0	15	72	272	800	877	964	1,720	0
Oth Chronic Ischemic Heart Dis	17,578	0	0	0	0	1	1	20	119	484	1,566	3,196	4,765	7,426	0
Pulmonary Embolism	514	0	0	0	0	1	4	16	31	50	89	120	115	88	0
Oth Pulm Heart/Circulation Dis	607	7	2	4	1	2	1	2	7	32	69	121	152	207	0
Acute & Subacute Endocarditis	122	0	0	0	0	0	0	11	19	17	22	18	28	7	0
Dis Pericardium/Acute Myocarditis	69	0	0	0	1	0	0	3	6	8	15	8	16	12	0
Nonrheumatic Mitral Valve Disorder	211	0	0	0	0	0	1	0	2	7	16	30	60	95	0
Nonrheumatic Aortic Valve Disorder	1,046	0	0	0	0	0	0	4	8	16	44	100	248	626	0
All Other Diseases of Endocardium	526	0	0	0	0	0	2	22	15	19	42	79	117	230	0
Cardiomyopathy	2,043	5	0	2	1	3	3	31	54	141	273	399	501	630	0
Cond Dis/Cardiac Dysrhythmias	2,750	1	0	1	2	1	4	16	36	97	276	461	722	1,133	0
Congestive Heart Failure	3,330	0	0	0	0	0	2	7	20	49	188	416	908	1,740	0
Other & Unspecified Heart Failure	990	3	0	0	0	0	0	4	9	29	72	139	232	502	0
Myocarditis/Myocardial Degen	30	0	1	0	0	0	1	1	3	3	8	3	2	8	0
Other Forms of Heart Disease	946	4	0	1	0	4	3	11	24	44	103	132	202	418	0
Subarachnoid Hemorrhage	403	0	0	2	0	0	3	18	24	53	81	85	72	65	0
Intracerebral/Oth Intracranial Hem	1,914	1	0	1	1	3	1	21	33	123	252	368	566	544	0

TABLE D-10 (Cont.): RESIDENT DEATHS FOR 358 CAUSE GROUPS, BY AGE GROUP, FLORIDA, 2019

	AGE GROUPS														
	TOTAL	<1	1-4	5-9	10-14	15-19	20-24	25-34	35-44	45-54	55-64	65-74	75-84	85+	UNK
CIRCULATORY SYSTEM DISEASES (Cont.)															
Cerebral Infarction	1,562	0	0	1	0	0	0	8	9	43	105	249	428	719	0
Stroke/Not Hemorrhage or Infarc	3,565	0	0	1	0	0	1	9	23	108	262	599	1,021	1,541	0
Other Cerebrovascular Disease	6,424	5	1	1	1	6	2	3	9	35	174	554	1,526	4,107	0
Atherosclerosis	385	1	0	0	0	0	0	0	0	5	25	70	82	202	0
Aortic Aneurysm & Dissection	670	0	0	0	0	1	1	5	16	47	86	133	191	190	0
Oth Dis Arteries/Arterioles/Cap	764	1	0	0	0	2	0	2	8	22	73	172	217	267	0
Phlebitis/Venous Embol/Thrombo	223	0	0	0	0	0	4	11	15	37	35	43	37	41	0
Other Circulatory Sys Disorders	66	0	0	0	0	0	0	0	3	8	9	20	16	10	0
RESPIRATORY SYSTEM DISEASES	18,766	25	13	7	6	4	15	67	143	484	1,986	4,140	5,843	6,033	0
Acute Pharyngitis & Tonsillitis	2	0	0	0	0	0	0	0	1	0	0	1	0	0	0
Acute Laryngitis & Tracheitis	0	0	0	0	0	0	0	0	0	0	0	0	0	0	0
Other Acute Upper Respir Infect	3	0	0	0	0	0	0	0	1	0	1	1	0	0	0
Influenza	278	2	1	0	1	1	2	5	18	28	46	55	42	77	0
Viral Pneumonia, NEC	29	3	2	1	0	0	0	1	0	1	4	3	5	9	0
Bacterial Pneumonia	216	2	0	0	0	0	1	4	10	8	23	48	62	58	0
Pneumonia--Other Organisms	2,180	4	2	0	0	0	2	12	35	79	198	381	571	896	0
Acute Bronchitis & Bronchiolitis	14	2	1	0	0	0	0	0	0	0	0	1	3	7	0
Oth/Unspec Acute Lower Resp Infect	4	1	0	0	0	0	0	0	0	0	2	1	0	0	0
Other Upper Resp Tract Diseases	36	1	1	0	0	0	0	1	2	1	8	7	7	8	0
Bronchitis, Not Acute or Chronic	15	0	0	0	0	0	0	0	0	0	1	1	5	8	0
Chronic Bronchitis	7	0	1	1	0	0	0	1	0	0	1	1	1	1	0
Emphysema	439	0	0	0	0	0	0	2	1	16	66	127	141	86	0
Other Chronic Obs Pulmonary Dis	11,269	0	0	0	0	0	1	3	15	197	1,224	2,680	3,697	3,452	0
Asthma	196	0	0	3	4	1	3	19	19	33	28	28	32	26	0
Bronchiectasis	79	0	0	0	0	0	0	0	1	2	3	9	29	35	0
Pneumoconioses/Chemical Effects	45	0	0	0	0	0	0	0	0	0	2	6	22	15	0
Pneumonitis Due to Food & Vomit	1,156	1	0	0	0	0	2	6	8	38	93	165	300	543	0
Other Pneumonitis--Solids & Liquids	0	0	0	0	0	0	0	0	0	0	0	0	0	0	0
Oth Lung Diseases--External Agents	14	0	0	0	0	0	0	0	0	2	2	5	2	3	0
Supp/Necrotic Cond-Low Resp Tract	66	0	0	0	0	0	0	1	1	8	9	23	14	10	0
Pleural Effusion & Plaque	88	0	0	0	0	0	0	0	2	0	6	14	29	37	0
All Other Resp Sys Diseases	2,630	9	5	2	1	2	4	12	29	71	269	583	881	762	0
DIGESTIVE SYSTEM DISEASES	7,391	9	1	3	1	4	12	94	282	808	1,656	1,646	1,532	1,343	0
Oral Cavity/Sal Glands/Jaws Dis	17	0	0	0	0	0	0	0	0	1	2	3	3	8	0
Diseases of Esophagus	161	0	0	0	0	1	0	1	1	2	19	28	34	75	0
Gastric Ulcer	70	0	0	0	0	0	0	0	2	7	14	17	15	15	0
Duodenal Ulcer	115	0	0	0	0	0	0	1	2	4	12	25	37	34	0
Peptic Ulcer, Site Unspecified	48	0	0	0	0	0	0	0	0	4	8	6	17	13	0
Gastrojejunal Ulcer	3	0	0	0	0	0	0	0	0	0	1	1	1	0	0
Gastritis & Duodenitis	10	0	0	0	0	0	0	0	0	0	0	2	4	4	0
Dyspepsia/Oth Stom/Duodenum Dis	50	0	0	1	0	0	0	1	4	2	4	9	18	11	0
Diseases of Appendix	28	0	0	0	0	0	0	0	1	1	2	5	8	11	0
Hernia	124	0	0	0	0	0	1	0	1	5	15	16	31	55	0
Crohns Disease & Ulcerative Colitis	89	0	0	0	0	0	0	2	2	8	12	25	26	14	0
Vas Disord & Intest Obs w/o Hernia	808	4	1	0	0	1	3	4	6	24	83	164	220	298	0
Diverticular Disease of Intestine	256	0	0	0	0	0	0	0	0	9	21	38	83	105	0
Other Intestine & Peritoneum Dis	268	0	0	0	0	0	0	2	4	9	30	43	81	99	0
Diseases of Peritoneum	166	2	0	0	0	0	0	0	5	15	26	35	51	32	0

TABLE D-10 (Cont.): RESIDENT DEATHS FOR 358 CAUSE GROUPS, BY AGE GROUP, FLORIDA, 2019

	TOTAL	AGE GROUPS													
		<1	1-4	5-9	10-14	15-19	20-24	25-34	35-44	45-54	55-64	65-74	75-84	85+	UNK
DIGESTIVE SYSTEM DISEASES (Cont.)															
Alcoholic Liver Disease	1,703	0	0	0	0	0	2	37	135	376	645	354	127	27	0
Chronic Hepatitis, NEC	1	0	0	0	0	0	0	0	0	0	0	0	1	0	0
Fibrosis & Cirrhosis of Liver	1,482	0	0	0	0	0	1	17	47	172	411	431	291	112	0
Other Diseases of Liver	918	2	0	1	1	0	2	19	41	116	226	253	194	63	0
Cholelithiasis/Oth Gallbladder Dis	206	0	0	0	0	0	0	1	2	3	12	34	66	88	0
Pancreatitis	198	0	0	0	0	1	3	7	20	30	41	41	37	18	0
Oth Dis--Biliary Tract/Pancreas	117	0	0	0	0	1	0	1	0	1	12	22	30	50	0
All Other Digestive System Dis	553	1	0	1	0	0	0	1	9	19	60	94	157	211	0
SKIN AND SUBCUTANEOUS TISSUE DISEASES															
Skin & Subcutaneous Tissue Infect	156	0	0	0	0	1	0	1	4	11	27	33	42	37	0
Other--Skin & Subcutan Diseases	150	1	0	0	0	0	0	2	9	2	21	28	40	47	0
MUSCULOSKELETAL & CONNECTIVE TISSUE															
Rheumatoid Arthritis & Inflam	130	0	0	0	0	0	0	0	1	5	12	41	49	22	0
Systemic Lupus Erythematosus	104	0	0	0	1	0	2	12	12	22	18	16	17	4	0
Other Arthropat & Related Disord	227	1	0	0	0	1	0	1	7	16	31	70	57	43	0
Dorsopathies	99	0	0	1	1	0	0	2	1	10	12	18	34	20	0
Soft Tissue Disorders	144	0	1	0	1	0	1	1	8	8	17	26	45	36	0
Osteoporosis	25	0	0	0	0	0	0	0	0	0	1	0	8	16	0
Oth Ost/Chond/Muscskel/Tis Dis	189	0	0	0	0	0	0	1	3	11	26	45	58	45	0
GENITOURINARY SYSTEM DISEASES															
Acute/Rapid Progress Nephritic Syn	33	0	0	0	0	0	0	0	0	0	0	5	16	12	0
Nephrotic Syndrome	8	0	0	0	0	0	0	0	0	0	2	1	2	3	0
Other Glomerular Diseases	8	0	0	0	0	0	0	0	0	1	3	2	1	1	0
Renal Tubulo-Interstitial Diseases	85	0	1	1	0	0	0	0	2	3	5	18	25	30	0
Renal Failure	3,191	3	0	0	1	3	6	21	54	139	399	658	972	935	0
Urolithiasis	25	0	0	0	0	0	0	0	0	0	3	3	9	10	0
Other Kidney Disorders	2	0	0	0	0	0	0	0	0	0	0	0	1	1	0
Urinary Tract Infect, Site Unspec	767	0	0	1	0	1	0	0	4	8	53	125	222	353	0
Other Diseases of Urinary System	386	0	0	0	0	0	1	2	8	13	52	65	132	113	0
Hyperplasia of Prostate	34	0	0	0	0	0	0	0	0	0	1	3	13	17	0
Oth Dis of Male Genital Organs	28	0	0	0	0	0	0	0	4	5	8	4	4	3	0
Disorders of Breast	7	0	0	0	0	0	0	0	0	0	1	2	2	2	0
Inflam Dis: Female Pelvic Organs	9	0	0	0	0	0	0	1	0	0	2	0	5	1	0
Noninflam Dis: Female Gen Tract	14	0	0	0	0	0	0	2	0	1	1	2	5	3	0
PREGNANCY, CHILDBIRTH & THE PUERPERIUM															
Ectopic Pregnancy	0	0	0	0	0	0	0	0	0	0	0	0	0	0	0
Spontaneous Abortion	1	0	0	0	0	0	1	0	0	0	0	0	0	0	0
Medical Abortion	0	0	0	0	0	0	0	0	0	0	0	0	0	0	0
Other Abortion	0	0	0	0	0	0	0	0	0	0	0	0	0	0	0
Other Pregnancy: Abort Outcome	1	0	0	0	0	0	0	1	0	0	0	0	0	0	0
Eclampsia & Pre-Eclampsia	7	0	0	0	0	0	1	4	2	0	0	0	0	0	0
Hemorr-Preg/Birth/Placenta Previa	2	0	0	0	0	1	0	1	0	0	0	0	0	0	0
Obstetric Embolism	5	0	0	0	0	0	0	3	2	0	0	0	0	0	0
Other Comp--Puerperium Related	5	0	0	0	0	0	0	2	3	0	0	0	0	0	0
All Other Direct Obstetric Causes	22	0	0	0	0	0	3	9	8	2	0	0	0	0	0

TABLE D-10 (Cont.): RESIDENT DEATHS FOR 358 CAUSE GROUPS, BY AGE GROUP, FLORIDA, 2019

	AGE GROUPS														
	TOTAL	<1	1-4	5-9	10-14	15-19	20-24	25-34	35-44	45-54	55-64	65-74	75-84	85+	UNK
PREGNANCY, CHILDBIRTH & THE PUERPERIUM															
Obstetric Death-Unspec Cause	4	0	0	0	0	0	0	3	1	0	0	0	0	0	0
Oth Deaths--Preg/Childbirth/Puer	7	0	0	0	0	0	1	4	2	0	0	0	0	0	0
Indirect Obstetric Deaths	16	0	0	0	0	0	1	10	4	1	0	0	0	0	0
PERINATAL PERIOD CONDITIONS	714	704	4	0	4	1	0	0	0	1	0	0	0	0	0
Mat Comp--Pregnancy/Labor/Del	171	171	0	0	0	0	0	0	0	0	0	0	0	0	0
Short Gest & LBW Disorders	207	206	1	0	0	0	0	0	0	0	0	0	0	0	0
Birth Trauma	0	0	0	0	0	0	0	0	0	0	0	0	0	0	0
Intrauterine Hypoxia/Birth Asphyxia	21	20	0	0	0	0	0	0	0	1	0	0	0	0	0
Respiratory Distress of Newborn	33	33	0	0	0	0	0	0	0	0	0	0	0	0	0
Other Respiratory Conditions	49	45	2	0	2	0	0	0	0	0	0	0	0	0	0
Infections-Perinatal Period	67	65	1	0	1	0	0	0	0	0	0	0	0	0	0
Other & Unspecified Conditions	166	164	0	0	1	1	0	0	0	0	0	0	0	0	0
CONGENITAL MALFORMATIONS	583	250	27	10	8	14	12	18	23	42	72	48	30	29	0
Anencephaly/Sim Malformations	23	23	0	0	0	0	0	0	0	0	0	0	0	0	0
Spina Bifida	10	0	0	0	0	0	1	0	2	1	2	3	0	1	0
Other Cong Malfs of Nervous Sys	40	16	6	4	2	3	1	0	3	0	2	0	2	1	0
Congenital Malformations of Heart	144	65	7	2	4	6	5	7	7	11	8	6	9	7	0
Other Cong Malfs of Circ Sys	31	4	0	0	0	0	1	1	3	4	5	4	6	3	0
Congenital Malfs of Respiratory Sys	13	9	2	0	0	0	0	0	0	0	0	1	0	1	0
Other Cong Malfs & Deformations	175	84	7	2	1	3	2	4	4	5	12	24	12	15	0
Downs Syndrome	88	3	0	0	0	1	1	4	4	21	43	10	1	0	0
All Other Chromosomal Abnorm	59	46	5	2	1	1	1	2	0	0	0	0	0	1	0
SYMPTOMS, SIGNS & ABNORMAL FINDINGS	3,465	121	15	1	2	11	29	82	125	134	271	383	712	1,579	0
Senility	1,754	0	0	0	0	0	0	0	1	6	35	135	412	1,165	0
Sudden Infant Death Syndrome	60	60	0	0	0	0	0	0	0	0	0	0	0	0	0
Other Unknown Mortality Causes	962	60	13	1	2	8	25	63	102	92	163	136	133	164	0
Other Symp/Signs/Abnor Lab Find	689	1	2	0	0	3	4	19	22	36	73	112	167	250	0
EXTERNAL CAUSES OF MORTALITY	18,580	111	110	58	78	450	1,006	2,748	2,611	2,543	2,721	1,861	1,945	2,338	0
Unint Inj: Railway	27	0	0	0	0	1	2	5	4	4	9	1	1	0	0
Unint Inj: MV Collision: Pedestrian	602	0	11	3	7	23	42	76	69	108	112	78	52	21	0
Unint Inj: MV Coll: Pedal Cyclist	138	0	3	2	3	6	3	14	20	26	38	13	6	4	0
Unint Inj: Motorcyclist No Train	577	1	0	1	4	15	94	130	88	85	100	40	17	2	0
Unint Inj: Motorcyclist Coll-Train	0	0	0	0	0	0	0	0	0	0	0	0	0	0	0
Unint Inj: MV Coll: Train	6	0	0	1	1	0	0	0	0	2	2	0	0	0	0
Unint Inj: MV Coll: with Non-MV	184	1	1	0	1	16	17	36	35	24	22	14	11	6	0
Unint Inj: Car/P-up/Van & Oth MV	1,143	5	7	12	5	73	129	175	136	136	131	109	132	93	0
Unint Inj: Heavy Veh/Bus & Oth MV	23	0	0	0	0	0	0	2	7	5	5	3	1	0	0
Unint Inj: MV Noncollision Accid	101	0	0	2	1	9	2	28	21	13	9	9	6	1	0
Unint Inj: Special-Use MV Accident	63	0	0	2	2	3	7	10	6	10	6	6	7	4	0
Unint Inj: MV Other & Unspec	436	1	1	3	3	13	35	67	68	54	70	49	56	16	0
Unint Inj: Streetcar	0	0	0	0	0	0	0	0	0	0	0	0	0	0	0
Unint Inj: Other Land Transport	43	0	0	1	0	1	2	4	1	7	13	10	4	0	0
Unint Inj: Water Transport	38	0	2	1	1	1	1	5	7	7	5	6	1	1	0
Unint Inj: Air & Space Transport	40	0	0	0	0	0	0	5	3	9	9	10	3	1	0
Unint Inj: Other Transp & Sequelae	68	0	0	0	0	0	3	10	7	11	13	17	6	1	0

TABLE D-10 (Cont.): RESIDENT DEATHS FOR 358 CAUSE GROUPS, BY AGE GROUP, FLORIDA, 2019

	TOTAL	AGE GROUPS													UNK
		<1	1-4	5-9	10-14	15-19	20-24	25-34	35-44	45-54	55-64	65-74	75-84	85+	
EXTERNAL CAUSES OF MORTALITY (Cont.)															
Unint Inj: Fall-Same Level	1,673	0	1	1	1	1	0	2	13	22	84	186	499	863	0
Unint Inj: Fall-One Level to Another	182	0	0	0	1	6	5	7	10	15	41	40	36	21	0
Unint Inj: Fall-Unspecified	1,496	0	0	0	2	1	0	6	8	28	83	173	398	797	0
Unint Inj: Firearms Discharge	16	2	0	1	0	1	0	2	1	2	5	1	1	0	0
Unint Inj: Explosion	6	0	0	0	0	0	0	1	1	1	1	1	0	1	0
Unint Inj: Drowning & Submersion	388	3	47	11	3	17	17	33	24	54	57	62	43	17	0
Unint Inj: Inhal/Ingest--Obs Resp	313	1	5	0	0	3	0	6	7	22	49	58	83	79	0
Unint Inj: Other Breath Threats	105	72	3	1	0	0	1	5	3	8	2	4	3	3	0
Unint Inj: Electric Current Exposure	23	0	0	0	0	0	1	2	14	3	1	2	0	0	0
Unint Inj: Radiation Exposure	0	0	0	0	0	0	0	0	0	0	0	0	0	0	0
Unint Inj: Smoke/Fire/Flame Expos	88	0	3	2	2	1	2	6	4	9	22	24	9	4	0
Unint Inj: Heat/Hot Sub Contact	1	0	0	0	0	0	0	0	0	0	0	1	0	0	0
Unint Inj: Lightning	4	0	0	0	0	0	0	3	0	0	0	1	0	0	0
Unint Inj: Earthquake/Volc/Aval/Lslide	0	0	0	0	0	0	0	0	0	0	0	0	0	0	0
Unint Inj: Cataclysmic Storm/Flood	12	0	0	1	0	0	1	0	3	2	2	0	3	0	0
Unint Inj: Poison-Drugs/Biol Subs	4,688	1	2	0	0	34	224	1,185	1,307	977	767	158	24	9	0
Unint Inj: Poison-Oth Sol/Liq	138	0	0	0	0	0	7	13	22	47	34	11	4	0	0
Unint Inj: Poison-Oth Gases/Vapors	49	0	0	0	0	0	6	3	10	8	4	5	4	9	0
Unint Inj: Other Sequelae	542	2	4	1	4	4	6	19	35	40	69	108	107	143	0
Suicide: Drugs & Biol Subs	395	0	0	0	1	3	10	32	35	96	107	59	36	16	0
Suicide: Other Sol/Liq & Vapor	14	0	0	0	0	0	2	0	0	2	5	2	3	0	0
Suicide: Other Gases & Vapors	64	0	0	0	0	2	2	8	9	12	15	9	6	1	0
Suicide: Hang/Strangle/Suffocate	838	0	0	1	13	33	57	156	149	181	150	60	25	13	0
Suicide: Firearms Discharge	1,801	0	0	0	8	51	97	202	190	264	367	283	222	117	0
Suicide: Jump From High Place	91	0	0	0	2	4	11	16	11	11	22	6	6	2	0
Suicide: Other Unspec Sequelae	224	0	0	0	2	9	11	39	23	41	56	23	10	10	0
Homicide: Drugs/Biol/Noxious Subs	5	1	2	0	0	0	0	1	0	0	1	0	0	0	0
Homicide: Hang/Strangle/Suffocate	35	1	1	2	0	1	1	9	7	5	4	4	0	0	0
Homicide: Firearms Discharge	1,011	0	2	4	7	110	183	331	172	94	73	25	6	4	0
Homicide: Sharp Object	99	0	1	0	1	2	8	27	13	17	19	9	1	1	0
Homicide: Blunt Object	3	0	0	0	0	0	0	0	0	1	0	1	1	0	0
Homicide: Bodily Force	4	0	0	0	0	0	0	0	1	1	1	1	0	0	0
Homicide: Sex Assault-Body Force	0	0	0	0	0	0	0	0	0	0	0	0	0	0	0
Homicide: Neg/Aban/Oth Maltreat	8	3	2	0	1	0	0	0	1	0	0	0	1	0	0
Homicide: Other Sequelae	166	9	5	1	1	1	6	34	18	24	32	22	8	5	0
Undet Inj: Poison-Drugs/Biol Subs	59	1	3	0	0	0	3	7	12	7	14	9	1	2	0
Undet Inj: Poison-Oth Sol/Liq	4	0	0	0	0	0	0	0	0	2	2	0	0	0	0
Undet Inj: Poison-Other Gases/Vap	2	0	0	0	0	0	0	2	0	0	0	0	0	0	0
Undet Inj: Firearms Discharge	14	0	1	0	1	0	3	3	3	2	1	0	0	0	0
Undet Inj: Fall/Jump/Push	2	0	0	0	0	0	0	1	0	0	0	1	0	0	0
Undet Inj: Other Sequelae	73	4	1	2	0	3	1	6	6	9	21	10	6	4	0
Legal: Execution	2	0	0	0	0	0	0	0	0	0	1	1	0	0	0
Legal: Other Interven & Seque	29	0	0	0	0	1	4	6	7	8	2	1	0	0	0
War Operations & Sequelae	3	0	0	0	0	0	0	0	0	0	0	1	0	2	0
Med/Surg Care: Therapy-Drug/Med	35	0	0	0	0	1	0	1	4	1	4	14	6	4	0
Med/Surg Care: Misadventure	4	0	0	0	0	0	0	1	0	0	0	1	2	0	0
Med/Surg Care: Oth Complications	382	3	2	2	0	0	0	6	16	26	59	119	88	61	0

ICD-10 codes associated with each cause of death group are presented in Appendix 4.

TABLE D-11: RESIDENT DEATHS FOR SELECTED CAUSES, BY AGE GROUPS, BY COUNTY, FLORIDA, 2019

	AGE GROUPS														
	TOTAL	<1	1-4	5-9	10-14	15-19	20-24	25-34	35-44	45-54	55-64	65-74	75-84	85+	UNK
FLORIDA	206,975	1,328	222	141	163	598	1,266	4,088	5,600	10,783	25,859	39,389	51,771	65,767	0
Heart Diseases	47,044	21	3	8	6	14	24	227	632	1,887	5,199	8,323	11,847	18,853	0
Cancer	45,562	1	17	25	22	26	51	269	708	2,409	8,014	12,871	12,791	8,358	0
Stroke	13,868	6	1	6	2	9	7	59	98	362	874	1,855	3,613	6,976	0
Unintentional Injury	13,213	89	90	46	41	229	607	1,860	1,934	1,739	1,765	1,200	1,517	2,096	0
Chronic Lower Resp Diseases	12,005	0	1	4	4	1	4	25	36	248	1,323	2,846	3,905	3,608	0
Alzheimer's Disease	6,531	0	0	0	0	0	0	0	1	5	70	439	1,854	4,162	0
Diabetes Mellitus	6,158	0	0	0	1	4	10	49	142	450	1,091	1,604	1,628	1,179	0
Suicide	3,427	0	0	1	26	102	190	453	417	607	722	442	308	159	0
Nephritis	3,242	3	0	0	1	3	6	21	54	140	404	666	992	952	0
Chronic Liver Disease/Cirrhosis	3,186	0	0	0	0	0	3	54	182	548	1,056	785	419	139	0
Hypertension	2,737	1	0	0	0	1	0	10	38	124	314	558	693	998	0
Influenza & Pneumonia	2,703	11	5	1	1	1	5	22	63	116	271	487	680	1,040	0
Parkinson's Disease	2,666	0	0	0	0	0	0	0	0	4	59	424	1,122	1,057	0
Septicemia	2,527	11	2	2	3	4	6	23	49	136	343	551	719	678	0
Homicide	1,331	14	13	7	10	114	198	402	212	142	130	62	17	10	0
Benign Neoplasms	1,185	4	3	3	0	3	3	7	14	34	108	206	383	417	0
Pneumonitis	1,156	1	0	0	0	0	2	6	8	38	93	165	300	543	0
Perinatal Period Conditions	714	704	4	0	4	1	0	0	0	1	0	0	0	0	0
Human Immunodeficiency Virus	692	0	0	0	0	0	6	54	89	173	213	111	39	7	0
Aortic Aneurysm & Dissection	670	0	0	0	0	1	1	5	16	47	86	133	191	190	0
Nutritional Deficiencies	604	1	1	1	0	0	0	0	4	8	31	54	146	358	0
Congenital Malformations	583	250	27	10	8	14	12	18	23	42	72	48	30	29	0
Med & Surg Care Complications	421	3	2	2	0	1	0	8	20	27	63	134	96	65	0
Anemias	415	1	0	1	1	3	0	12	21	22	47	90	94	123	0
Viral Hepatitis	386	0	0	0	0	0	0	7	20	48	154	99	41	17	0
All Other Natural Causes	33,761	202	48	22	32	63	120	472	791	1,398	3,316	5,213	8,339	13,745	0
All Other External Causes	188	5	5	2	1	4	11	25	28	28	41	23	7	8	0

	AGE GROUPS														
	TOTAL	<1	1-4	5-9	10-14	15-19	20-24	25-34	35-44	45-54	55-64	65-74	75-84	85+	UNK
ALACHUA	2,011	27	2	2	2	4	15	40	66	110	289	431	452	571	0
Heart Diseases	339	0	0	0	0	0	0	3	10	15	47	76	70	118	0
Cancer	441	0	0	1	0	0	1	2	7	31	92	114	114	79	0
Stroke	111	0	0	0	0	0	0	0	3	2	9	28	31	38	0
Unintentional Injury	136	1	1	0	0	2	5	13	14	14	16	15	22	33	0
Chronic Lower Resp Diseases	95	0	0	0	0	0	0	0	2	2	12	26	31	22	0
Alzheimer's Disease	55	0	0	0	0	0	0	0	0	0	1	6	14	34	0
Diabetes Mellitus	73	0	0	0	0	0	0	2	2	6	12	27	15	9	0
Suicide	31	0	0	0	0	2	3	7	8	3	4	3	1	0	0
Nephritis	24	0	0	0	0	0	0	0	0	2	3	8	8	3	0
Chronic Liver Disease/Cirrhosis	37	0	0	0	0	0	0	0	1	7	15	9	4	1	0
Hypertension	24	0	0	0	0	0	0	0	0	0	6	7	6	5	0
Influenza & Pneumonia	32	1	0	0	0	0	0	1	1	0	7	7	6	9	0
Parkinson's Disease	24	0	0	0	0	0	0	0	0	0	2	7	8	7	0
Septicemia	27	0	0	1	0	0	0	0	0	4	2	4	7	9	0
Homicide	7	0	0	0	1	0	2	1	3	0	0	0	0	0	0
Benign Neoplasms	10	0	0	0	0	0	0	0	0	1	0	0	4	5	0
Pneumonitis	17	0	0	0	0	0	1	0	0	1	2	3	2	8	0
Perinatal Period Conditions	15	15	0	0	0	0	0	0	0	0	0	0	0	0	0
Human Immunodeficiency Virus	11	0	0	0	0	0	0	1	0	3	3	3	1	0	0
Aortic Aneurysm & Dissection	8	0	0	0	0	0	0	0	0	0	2	3	1	2	0
Nutritional Deficiencies	9	0	0	0	0	0	0	0	0	0	0	1	1	7	0
Congenital Malformations	10	3	0	0	0	0	0	0	0	0	4	1	2	0	0
Med & Surg Care Complications	5	0	0	0	0	0	0	0	0	0	0	3	2	0	0
Anemias	5	0	0	0	0	0	0	0	0	1	0	1	1	2	0
Viral Hepatitis	7	0	0	0	0	0	0	0	1	0	5	1	0	0	0
All Other Natural Causes	449	6	1	0	1	0	2	9	14	16	44	77	100	179	0
All Other External Causes	9	1	0	0	0	0	1	1	0	2	1	1	1	1	0

ICD-10 codes associated with each cause of death group are presented in Appendix 3.

TABLE D-11 (Cont.): RESIDENT DEATHS FOR SELECTED CAUSES, BY AGE GROUPS, BY COUNTY, FLORIDA, 2019

	AGE GROUPS														
	TOTAL	<1	1-4	5-9	10-14	15-19	20-24	25-34	35-44	45-54	55-64	65-74	75-84	85+	UNK
BAKER	262	4	0	0	0	1	1	4	7	25	53	60	53	54	0
Heart Diseases	49	0	0	0	0	0	0	0	0	5	7	15	7	15	0
Cancer	55	0	0	0	0	0	0	0	0	5	16	13	12	9	0
Stroke	14	0	0	0	0	0	0	0	0	1	1	4	4	4	0
Unintentional Injury	19	0	0	0	0	1	0	0	6	3	2	5	1	1	0
Chronic Lower Resp Diseases	15	0	0	0	0	0	0	0	0	0	7	4	1	3	0
Alzheimer's Disease	2	0	0	0	0	0	0	0	0	0	0	0	1	1	0
Diabetes Mellitus	10	0	0	0	0	0	0	0	1	1	5	2	1	0	0
Suicide	5	0	0	0	0	0	0	3	0	0	0	1	1	0	0
Nephritis	9	0	0	0	0	0	0	0	0	0	2	0	2	5	0
Chronic Liver Disease/Cirrhosis	4	0	0	0	0	0	0	0	0	1	1	1	0	1	0
Hypertension	7	0	0	0	0	0	0	0	0	1	1	2	0	3	0
Influenza & Pneumonia	5	1	0	0	0	0	0	0	0	2	2	0	0	0	0
Parkinson's Disease	7	0	0	0	0	0	0	0	0	0	0	1	4	2	0
Septicemia	4	0	0	0	0	0	0	0	0	0	1	1	2	0	0
Homicide	1	0	0	0	0	0	1	0	0	0	0	0	0	0	0
Benign Neoplasms	1	0	0	0	0	0	0	0	0	0	1	0	0	0	0
Pneumonitis	1	0	0	0	0	0	0	0	0	0	0	0	0	1	0
Perinatal Period Conditions	1	1	0	0	0	0	0	0	0	0	0	0	0	0	0
Human Immunodeficiency Virus	0	0	0	0	0	0	0	0	0	0	0	0	0	0	0
Aortic Aneurysm & Dissection	2	0	0	0	0	0	0	0	0	1	0	0	1	0	0
Nutritional Deficiencies	1	0	0	0	0	0	0	0	0	0	0	0	1	0	0
Congenital Malformations	0	0	0	0	0	0	0	0	0	0	0	0	0	0	0
Med & Surg Care Complications	0	0	0	0	0	0	0	0	0	0	0	0	0	0	0
Anemias	0	0	0	0	0	0	0	0	0	0	0	0	0	0	0
Viral Hepatitis	0	0	0	0	0	0	0	0	0	0	0	0	0	0	0
All Other Natural Causes	50	2	0	0	0	0	0	1	0	5	7	11	15	9	0
All Other External Causes	0	0	0	0	0	0	0	0	0	0	0	0	0	0	0

	AGE GROUPS														
	TOTAL	<1	1-4	5-9	10-14	15-19	20-24	25-34	35-44	45-54	55-64	65-74	75-84	85+	UNK
BAY	1,873	15	0	0	2	6	7	41	75	126	315	388	440	458	0
Heart Diseases	430	0	0	0	0	0	0	2	10	27	71	95	106	119	0
Cancer	372	0	0	0	0	0	1	2	6	17	85	105	99	57	0
Stroke	68	0	0	0	0	0	0	0	0	8	10	9	14	27	0
Unintentional Injury	122	0	0	0	0	3	4	17	28	26	19	12	5	8	0
Chronic Lower Resp Diseases	132	0	0	0	0	0	0	0	0	4	24	33	35	36	0
Alzheimer's Disease	115	0	0	0	0	0	0	0	0	0	2	10	33	70	0
Diabetes Mellitus	68	0	0	0	0	0	0	0	3	6	12	18	17	12	0
Suicide	35	0	0	0	0	1	0	7	7	4	9	4	3	0	0
Nephritis	36	0	0	0	0	0	0	0	0	0	6	10	15	5	0
Chronic Liver Disease/Cirrhosis	22	0	0	0	0	0	0	1	1	2	7	8	2	1	0
Hypertension	29	0	0	0	0	0	0	0	2	1	5	2	8	11	0
Influenza & Pneumonia	25	0	0	0	0	0	0	0	1	3	4	6	6	5	0
Parkinson's Disease	10	0	0	0	0	0	0	0	0	0	0	1	7	2	0
Septicemia	32	0	0	0	0	0	0	0	2	2	8	6	8	6	0
Homicide	10	0	0	0	0	1	1	4	2	0	1	1	0	0	0
Benign Neoplasms	13	1	0	0	0	0	0	0	0	2	0	3	4	3	0
Pneumonitis	9	0	0	0	0	0	0	0	0	1	0	0	3	5	0
Perinatal Period Conditions	8	7	0	0	1	0	0	0	0	0	0	0	0	0	0
Human Immunodeficiency Virus	3	0	0	0	0	0	0	0	1	1	1	0	0	0	0
Aortic Aneurysm & Dissection	8	0	0	0	0	0	0	0	0	0	0	4	1	3	0
Nutritional Deficiencies	13	0	0	0	0	0	0	0	0	1	2	1	4	5	0
Congenital Malformations	6	4	0	0	0	1	0	1	0	0	0	0	0	0	0
Med & Surg Care Complications	0	0	0	0	0	0	0	0	0	0	0	0	0	0	0
Anemias	4	0	0	0	0	0	0	0	0	0	0	1	2	1	0
Viral Hepatitis	2	0	0	0	0	0	0	0	0	0	1	1	0	0	0
All Other Natural Causes	298	3	0	0	1	0	1	7	12	19	47	58	68	82	0
All Other External Causes	3	0	0	0	0	0	0	0	0	2	1	0	0	0	0

ICD-10 codes associated with each cause of death group are presented in Appendix 3.

TABLE D-11 (Cont.): RESIDENT DEATHS FOR SELECTED CAUSES, BY AGE GROUPS, BY COUNTY, FLORIDA, 2019

	TOTAL	AGE GROUPS														UNK
		<1	1-4	5-9	10-14	15-19	20-24	25-34	35-44	45-54	55-64	65-74	75-84	85+		
BRADFORD	310	2	0	1	1	1	4	7	9	17	42	77	73	76	0	
Heart Diseases	60	0	0	0	0	0	0	0	0	5	6	14	19	16	0	
Cancer	63	0	0	0	0	0	0	1	1	3	8	26	20	4	0	
Stroke	16	0	0	0	0	0	0	0	0	0	2	1	2	11	0	
Unintentional Injury	22	0	0	0	0	1	3	4	4	2	4	2	1	1	0	
Chronic Lower Resp Diseases	25	0	0	0	0	0	0	0	1	0	5	7	8	4	0	
Alzheimer's Disease	3	0	0	0	0	0	0	0	0	0	0	0	0	3	0	
Diabetes Mellitus	10	0	0	0	0	0	0	0	0	1	1	3	3	2	0	
Suicide	6	0	0	0	1	0	1	0	2	0	1	1	0	0	0	
Nephritis	2	0	0	0	0	0	0	0	0	0	0	1	0	1	0	
Chronic Liver Disease/Cirrhosis	11	0	0	0	0	0	0	0	0	3	6	1	1	0	0	
Hypertension	5	0	0	0	0	0	0	1	0	1	0	0	1	2	0	
Influenza & Pneumonia	4	0	0	0	0	0	0	0	0	0	1	2	0	1	0	
Parkinson's Disease	5	0	0	0	0	0	0	0	0	0	0	2	3	0	0	
Septicemia	2	0	0	0	0	0	0	0	0	0	0	2	0	0	0	
Homicide	2	0	0	0	0	0	0	1	0	1	0	0	0	0	0	
Benign Neoplasms	3	0	0	0	0	0	0	0	0	0	1	1	1	0	0	
Pneumonitis	2	0	0	0	0	0	0	0	0	0	0	1	1	0	0	
Perinatal Period Conditions	1	1	0	0	0	0	0	0	0	0	0	0	0	0	0	
Human Immunodeficiency Virus	1	0	0	0	0	0	0	0	0	0	1	0	0	0	0	
Aortic Aneurysm & Dissection	1	0	0	0	0	0	0	0	0	0	0	1	0	0	0	
Nutritional Deficiencies	0	0	0	0	0	0	0	0	0	0	0	0	0	0	0	
Congenital Malformations	0	0	0	0	0	0	0	0	0	0	0	0	0	0	0	
Med & Surg Care Complications	2	0	0	1	0	0	0	0	0	0	0	1	0	0	0	
Anemias	2	0	0	0	0	0	0	0	0	0	0	0	0	2	0	
Viral Hepatitis	0	0	0	0	0	0	0	0	0	0	0	0	0	0	0	
All Other Natural Causes	60	1	0	0	0	0	0	0	1	1	5	10	13	29	0	
All Other External Causes	2	0	0	0	0	0	0	0	0	0	1	1	0	0	0	

	TOTAL	AGE GROUPS														UNK
		<1	1-4	5-9	10-14	15-19	20-24	25-34	35-44	45-54	55-64	65-74	75-84	85+		
BREVARD	7,617	29	5	0	4	13	38	155	191	405	997	1,395	1,930	2,455	0	
Heart Diseases	1,698	0	0	0	0	0	0	12	13	59	176	257	458	723	0	
Cancer	1,627	0	0	0	0	1	1	9	16	85	287	470	473	285	0	
Stroke	475	0	0	0	1	0	1	5	3	13	36	64	132	220	0	
Unintentional Injury	507	0	2	0	1	5	22	71	90	84	86	46	38	62	0	
Chronic Lower Resp Diseases	487	0	0	0	0	0	0	0	1	13	63	113	153	144	0	
Alzheimer's Disease	186	0	0	0	0	0	0	0	0	0	2	12	50	122	0	
Diabetes Mellitus	154	0	0	0	0	0	0	0	7	7	37	36	35	32	0	
Suicide	137	0	0	0	0	2	4	19	14	22	27	24	12	13	0	
Nephritis	120	0	0	0	0	0	0	1	0	6	12	28	38	35	0	
Chronic Liver Disease/Cirrhosis	139	0	0	0	0	0	0	5	4	33	53	21	19	4	0	
Hypertension	97	0	0	0	0	0	0	0	1	2	9	18	27	40	0	
Influenza & Pneumonia	116	1	0	0	0	0	1	1	1	5	12	18	37	40	0	
Parkinson's Disease	101	0	0	0	0	0	0	0	0	0	3	14	44	40	0	
Septicemia	70	0	0	0	0	0	0	1	0	1	16	17	20	15	0	
Homicide	39	0	0	0	0	5	5	10	5	6	6	2	0	0	0	
Benign Neoplasms	32	0	0	0	0	0	0	0	0	1	4	5	9	13	0	
Pneumonitis	41	0	0	0	0	0	0	0	0	2	2	7	15	15	0	
Perinatal Period Conditions	16	15	0	0	1	0	0	0	0	0	0	0	0	0	0	
Human Immunodeficiency Virus	17	0	0	0	0	0	0	1	2	7	4	3	0	0	0	
Aortic Aneurysm & Dissection	21	0	0	0	0	0	0	0	0	2	3	3	4	9	0	
Nutritional Deficiencies	26	0	0	0	0	0	0	0	0	0	1	0	6	19	0	
Congenital Malformations	19	8	0	0	0	0	0	1	0	3	2	1	3	1	0	
Med & Surg Care Complications	11	0	0	0	0	0	0	0	1	2	2	1	2	3	0	
Anemias	16	0	0	0	0	0	0	0	1	0	3	3	4	5	0	
Viral Hepatitis	19	0	0	0	0	0	0	0	1	3	8	4	2	1	0	
All Other Natural Causes	1,437	5	2	0	1	0	4	18	30	46	140	228	349	614	0	
All Other External Causes	9	0	1	0	0	0	0	1	1	3	3	0	0	0	0	

ICD-10 codes associated with each cause of death group are presented in Appendix 3.

TABLE D-11 (Cont.): RESIDENT DEATHS FOR SELECTED CAUSES, BY AGE GROUPS, BY COUNTY, FLORIDA, 2019

	AGE GROUPS														
	TOTAL	<1	1-4	5-9	10-14	15-19	20-24	25-34	35-44	45-54	55-64	65-74	75-84	85+	UNK
BROWARD	15,235	114	23	14	7	61	118	342	483	814	1,971	2,735	3,450	5,103	0
Heart Diseases	3,602	2	0	1	1	3	4	21	51	111	391	562	847	1,608	0
Cancer	3,391	0	1	2	0	2	7	20	56	167	623	935	908	670	0
Stroke	1,536	2	0	1	1	1	0	8	8	31	75	164	332	913	0
Unintentional Injury	1,004	0	7	5	0	27	62	145	198	168	156	83	71	82	0
Chronic Lower Resp Diseases	765	0	0	0	0	0	0	2	1	20	64	169	227	282	0
Alzheimer's Disease	336	0	0	0	0	0	0	0	0	0	2	13	89	232	0
Diabetes Mellitus	435	0	0	0	0	0	1	8	8	54	93	103	95	73	0
Suicide	241	0	0	0	1	4	12	30	29	55	60	24	18	8	0
Nephritis	239	0	0	0	0	0	1	2	4	9	30	50	69	74	0
Chronic Liver Disease/Cirrhosis	220	0	0	0	0	0	0	1	12	34	73	54	35	11	0
Hypertension	231	0	0	0	0	0	0	1	4	9	29	50	53	85	0
Influenza & Pneumonia	174	0	0	0	0	0	0	1	7	6	24	28	46	62	0
Parkinson's Disease	201	0	0	0	0	0	0	0	0	0	6	32	79	84	0
Septicemia	126	3	0	0	0	1	2	3	4	7	17	21	33	35	0
Homicide	136	0	3	1	0	7	19	47	27	14	14	3	0	1	0
Benign Neoplasms	89	0	2	0	0	0	1	2	0	4	10	15	25	30	0
Pneumonitis	48	0	0	0	0	0	0	0	2	1	2	4	9	30	0
Perinatal Period Conditions	69	67	2	0	0	0	0	0	0	0	0	0	0	0	0
Human Immunodeficiency Virus	108	0	0	0	0	0	2	7	7	23	39	25	5	0	0
Aortic Aneurysm & Dissection	63	0	0	0	0	0	0	1	0	5	10	15	18	14	0
Nutritional Deficiencies	15	0	0	0	0	0	0	0	0	0	1	2	2	10	0
Congenital Malformations	36	20	2	1	0	2	1	2	1	2	1	1	2	1	0
Med & Surg Care Complications	36	0	0	0	0	1	0	2	0	2	7	12	6	6	0
Anemias	31	0	0	0	0	0	0	3	3	3	1	10	6	5	0
Viral Hepatitis	20	0	0	0	0	0	0	2	0	1	8	7	2	0	0
All Other Natural Causes	2,067	20	6	3	4	11	6	31	59	87	229	351	473	787	0
All Other External Causes	16	0	0	0	0	2	0	3	2	1	6	2	0	0	0

	AGE GROUPS														
	TOTAL	<1	1-4	5-9	10-14	15-19	20-24	25-34	35-44	45-54	55-64	65-74	75-84	85+	UNK
CALHOUN	165	1	0	0	0	1	0	0	2	8	23	36	50	44	0
Heart Diseases	37	0	0	0	0	0	0	0	2	1	4	6	8	16	0
Cancer	28	0	0	0	0	0	0	0	0	2	6	10	7	3	0
Stroke	10	0	0	0	0	0	0	0	0	2	1	1	4	2	0
Unintentional Injury	7	0	0	0	0	0	0	0	0	1	1	1	3	1	0
Chronic Lower Resp Diseases	18	0	0	0	0	0	0	0	0	1	3	6	5	3	0
Alzheimer's Disease	11	0	0	0	0	0	0	0	0	0	1	1	2	7	0
Diabetes Mellitus	7	0	0	0	0	0	0	0	0	0	1	3	3	0	0
Suicide	1	0	0	0	0	0	0	0	0	0	0	0	1	0	0
Nephritis	8	0	0	0	0	0	0	0	0	0	3	1	3	1	0
Chronic Liver Disease/Cirrhosis	4	0	0	0	0	0	0	0	0	0	1	1	2	0	0
Hypertension	1	0	0	0	0	0	0	0	0	0	0	0	0	1	0
Influenza & Pneumonia	2	0	0	0	0	0	0	0	0	0	0	0	1	1	0
Parkinson's Disease	1	0	0	0	0	0	0	0	0	0	0	0	1	0	0
Septicemia	2	0	0	0	0	0	0	0	0	0	1	0	0	1	0
Homicide	0	0	0	0	0	0	0	0	0	0	0	0	0	0	0
Benign Neoplasms	2	0	0	0	0	0	0	0	0	0	0	0	0	2	0
Pneumonitis	2	0	0	0	0	0	0	0	0	0	0	1	0	1	0
Perinatal Period Conditions	1	1	0	0	0	0	0	0	0	0	0	0	0	0	0
Human Immunodeficiency Virus	0	0	0	0	0	0	0	0	0	0	0	0	0	0	0
Aortic Aneurysm & Dissection	0	0	0	0	0	0	0	0	0	0	0	0	0	0	0
Nutritional Deficiencies	0	0	0	0	0	0	0	0	0	0	0	0	0	0	0
Congenital Malformations	0	0	0	0	0	0	0	0	0	0	0	0	0	0	0
Med & Surg Care Complications	0	0	0	0	0	0	0	0	0	0	0	0	0	0	0
Anemias	0	0	0	0	0	0	0	0	0	0	0	0	0	0	0
Viral Hepatitis	0	0	0	0	0	0	0	0	0	0	0	0	0	0	0
All Other Natural Causes	23	0	0	0	0	1	0	0	0	1	1	5	10	5	0
All Other External Causes	0	0	0	0	0	0	0	0	0	0	0	0	0	0	0

ICD-10 codes associated with each cause of death group are presented in Appendix 3.

TABLE D-11 (Cont.): RESIDENT DEATHS FOR SELECTED CAUSES, BY AGE GROUPS, BY COUNTY, FLORIDA, 2019

	AGE GROUPS														
	TOTAL	<1	1-4	5-9	10-14	15-19	20-24	25-34	35-44	45-54	55-64	65-74	75-84	85+	UNK
CHARLOTTE	2,747	5	5	0	1	6	7	20	26	97	278	608	747	947	0
Heart Diseases	596	0	0	0	0	0	0	1	3	16	47	128	154	247	0
Cancer	651	0	0	0	1	0	1	2	5	22	92	202	192	134	0
Stroke	143	0	0	0	0	0	0	0	0	5	14	23	41	60	0
Unintentional Injury	94	1	4	0	0	1	3	3	6	9	14	19	14	20	0
Chronic Lower Resp Diseases	155	0	0	0	0	0	0	0	0	3	9	43	42	58	0
Alzheimer's Disease	108	0	0	0	0	0	0	0	0	0	2	8	28	70	0
Diabetes Mellitus	89	0	0	0	0	1	0	0	1	0	13	26	25	23	0
Suicide	50	0	0	0	0	1	0	5	2	14	10	4	9	5	0
Nephritis	41	0	0	0	0	0	0	0	0	2	3	8	13	15	0
Chronic Liver Disease/Cirrhosis	49	0	0	0	0	0	1	0	1	7	11	18	10	1	0
Hypertension	33	0	0	0	0	0	0	0	0	1	5	8	5	14	0
Influenza & Pneumonia	52	0	0	0	0	0	0	0	0	0	2	9	20	21	0
Parkinson's Disease	47	0	0	0	0	0	0	0	0	0	1	8	16	22	0
Septicemia	47	0	0	0	0	0	0	0	0	0	4	13	18	12	0
Homicide	2	0	0	0	0	1	0	0	0	0	1	0	0	0	0
Benign Neoplasms	15	0	0	0	0	0	0	0	0	0	1	1	4	9	0
Pneumonitis	27	0	0	0	0	0	1	0	0	0	5	2	7	12	0
Perinatal Period Conditions	1	1	0	0	0	0	0	0	0	0	0	0	0	0	0
Human Immunodeficiency Virus	0	0	0	0	0	0	0	0	0	0	0	0	0	0	0
Aortic Aneurysm & Dissection	6	0	0	0	0	0	0	0	0	0	0	1	2	3	0
Nutritional Deficiencies	2	0	0	0	0	0	0	0	0	0	0	0	1	1	0
Congenital Malformations	6	1	1	0	0	0	0	0	0	1	2	0	0	1	0
Med & Surg Care Complications	4	0	0	0	0	0	0	0	0	0	1	1	0	2	0
Anemias	9	0	0	0	0	0	0	0	0	0	1	2	1	5	0
Viral Hepatitis	4	0	0	0	0	0	0	0	0	0	1	2	0	1	0
All Other Natural Causes	515	2	0	0	0	2	1	9	8	17	39	81	145	211	0
All Other External Causes	1	0	0	0	0	0	0	0	0	0	0	1	0	0	0

	AGE GROUPS														
	TOTAL	<1	1-4	5-9	10-14	15-19	20-24	25-34	35-44	45-54	55-64	65-74	75-84	85+	UNK
CITRUS	2,646	8	1	0	1	3	6	33	49	118	292	567	765	803	0
Heart Diseases	684	0	0	0	0	0	0	2	7	27	58	128	199	263	0
Cancer	631	0	0	0	0	0	0	2	8	29	96	204	187	105	0
Stroke	235	0	0	0	0	0	0	0	1	1	7	29	69	128	0
Unintentional Injury	130	0	0	0	0	1	2	21	12	20	21	12	15	26	0
Chronic Lower Resp Diseases	274	0	0	0	0	0	0	0	3	3	25	58	102	83	0
Alzheimer's Disease	27	0	0	0	0	0	0	0	0	0	0	1	11	15	0
Diabetes Mellitus	79	0	0	0	0	0	0	0	3	5	13	31	16	11	0
Suicide	46	0	0	0	0	2	2	3	4	6	5	8	10	6	0
Nephritis	18	0	0	0	0	0	0	0	0	0	0	5	9	4	0
Chronic Liver Disease/Cirrhosis	58	0	0	0	0	0	0	1	3	7	21	14	8	4	0
Hypertension	83	0	0	0	0	0	0	0	0	1	3	17	32	30	0
Influenza & Pneumonia	18	0	0	0	0	0	0	0	1	1	1	4	6	5	0
Parkinson's Disease	19	0	0	0	0	0	0	0	0	0	0	2	12	5	0
Septicemia	13	0	0	0	0	0	0	0	1	0	1	1	5	5	0
Homicide	3	1	0	0	0	0	0	0	1	0	1	0	0	0	0
Benign Neoplasms	9	0	0	0	0	0	0	0	0	0	0	1	5	3	0
Pneumonitis	3	0	0	0	0	0	0	0	0	0	0	0	1	2	0
Perinatal Period Conditions	3	3	0	0	0	0	0	0	0	0	0	0	0	0	0
Human Immunodeficiency Virus	1	0	0	0	0	0	0	0	0	0	1	0	0	0	0
Aortic Aneurysm & Dissection	9	0	0	0	0	0	0	0	1	1	2	2	2	1	0
Nutritional Deficiencies	5	0	0	0	0	0	0	0	0	0	0	1	1	3	0
Congenital Malformations	5	4	0	0	0	0	0	0	0	0	1	0	0	0	0
Med & Surg Care Complications	3	0	0	0	0	0	0	0	0	1	0	1	1	0	0
Anemias	2	0	0	0	0	0	0	0	0	0	0	1	0	1	0
Viral Hepatitis	1	0	0	0	0	0	0	0	0	0	1	0	0	0	0
All Other Natural Causes	283	0	1	0	0	0	2	4	4	16	33	47	73	103	0
All Other External Causes	4	0	0	0	1	0	0	0	0	0	2	0	1	0	0

ICD-10 codes associated with each cause of death group are presented in Appendix 3.

TABLE D-11 (Cont.): RESIDENT DEATHS FOR SELECTED CAUSES, BY AGE GROUPS, BY COUNTY, FLORIDA, 2019

	AGE GROUPS														
	TOTAL	<1	1-4	5-9	10-14	15-19	20-24	25-34	35-44	45-54	55-64	65-74	75-84	85+	UNK
CLAY	1,938	15	2	2	2	9	14	45	73	148	270	397	483	478	0
Heart Diseases	341	0	0	0	0	0	1	7	10	20	35	67	93	108	0
Cancer	405	0	0	1	1	1	0	3	12	37	69	120	95	66	0
Stroke	140	0	0	1	0	0	0	0	2	7	9	20	56	45	0
Unintentional Injury	137	2	1	0	0	3	8	24	30	17	14	10	11	17	0
Chronic Lower Resp Diseases	141	0	0	0	0	0	0	0	0	5	22	44	39	31	0
Alzheimer's Disease	27	0	0	0	0	0	0	0	0	0	0	4	13	10	0
Diabetes Mellitus	56	0	0	0	0	0	0	1	1	8	17	18	6	5	0
Suicide	43	0	0	0	0	1	4	3	5	11	9	7	2	1	0
Nephritis	34	0	0	0	0	0	0	0	0	2	3	9	13	7	0
Chronic Liver Disease/Cirrhosis	37	0	0	0	0	0	0	1	0	10	14	8	2	2	0
Hypertension	24	0	0	0	0	0	0	0	0	5	4	4	4	7	0
Influenza & Pneumonia	17	0	0	0	0	0	0	0	1	0	2	3	4	7	0
Parkinson's Disease	19	0	0	0	0	0	0	0	0	0	2	5	8	4	0
Septicemia	38	0	0	0	0	0	0	0	0	5	9	5	13	6	0
Homicide	9	1	0	0	0	2	0	3	2	0	0	0	1	0	0
Benign Neoplasms	9	0	0	0	0	0	0	0	0	0	1	1	5	2	0
Pneumonitis	12	0	0	0	0	0	0	0	0	1	2	1	4	4	0
Perinatal Period Conditions	6	6	0	0	0	0	0	0	0	0	0	0	0	0	0
Human Immunodeficiency Virus	5	0	0	0	0	0	0	0	1	2	2	0	0	0	0
Aortic Aneurysm & Dissection	8	0	0	0	0	0	0	0	0	1	1	1	2	3	0
Nutritional Deficiencies	8	0	0	0	0	0	0	0	0	0	0	1	2	5	0
Congenital Malformations	6	2	0	0	1	1	0	0	0	0	1	0	1	0	0
Med & Surg Care Complications	3	0	0	0	0	0	0	0	0	1	0	1	1	0	0
Anemias	4	0	0	0	0	1	0	0	0	0	1	2	0	0	0
Viral Hepatitis	6	0	0	0	0	0	0	0	0	1	2	3	0	0	0
All Other Natural Causes	402	4	1	0	0	0	1	3	9	14	51	63	108	148	0
All Other External Causes	1	0	0	0	0	0	0	0	0	1	0	0	0	0	0

	AGE GROUPS														
	TOTAL	<1	1-4	5-9	10-14	15-19	20-24	25-34	35-44	45-54	55-64	65-74	75-84	85+	UNK
COLLIER	3,596	12	4	0	4	6	21	64	61	142	280	561	994	1,447	0
Heart Diseases	799	0	0	0	0	0	0	3	5	15	55	99	204	418	0
Cancer	881	0	0	0	1	0	0	2	5	41	100	217	301	214	0
Stroke	426	0	0	0	0	0	0	0	2	8	9	37	89	281	0
Unintentional Injury	262	0	1	0	2	6	9	32	25	21	17	28	49	72	0
Chronic Lower Resp Diseases	154	0	0	0	0	0	0	1	0	1	8	22	54	68	0
Alzheimer's Disease	112	0	0	0	0	0	0	0	0	0	3	12	28	69	0
Diabetes Mellitus	71	0	0	0	0	0	0	2	1	6	5	17	27	13	0
Suicide	45	0	0	0	0	0	2	12	3	8	11	3	4	2	0
Nephritis	49	0	0	0	0	0	0	0	2	0	7	7	15	18	0
Chronic Liver Disease/Cirrhosis	61	0	0	0	0	0	0	1	3	9	17	19	8	4	0
Hypertension	29	0	0	0	0	0	0	0	1	0	4	1	7	16	0
Influenza & Pneumonia	40	0	0	0	0	0	0	1	0	0	4	2	15	18	0
Parkinson's Disease	56	0	0	0	0	0	0	0	0	0	0	6	25	25	0
Septicemia	23	0	0	0	0	0	0	1	0	2	0	5	6	9	0
Homicide	9	0	0	0	0	0	4	3	0	0	1	0	1	0	0
Benign Neoplasms	23	0	0	0	0	0	0	0	0	0	0	2	11	10	0
Pneumonitis	9	0	0	0	0	0	0	0	0	0	0	1	2	6	0
Perinatal Period Conditions	6	6	0	0	0	0	0	0	0	0	0	0	0	0	0
Human Immunodeficiency Virus	10	0	0	0	0	0	0	1	2	2	3	1	1	0	0
Aortic Aneurysm & Dissection	11	0	0	0	0	0	0	0	0	1	0	1	3	6	0
Nutritional Deficiencies	6	0	0	0	0	0	0	0	0	0	0	1	2	3	0
Congenital Malformations	11	3	2	0	0	0	0	0	0	1	2	1	1	1	0
Med & Surg Care Complications	13	0	0	0	0	0	0	0	0	1	0	3	5	4	0
Anemias	4	0	0	0	0	0	0	0	0	0	0	1	3	0	0
Viral Hepatitis	5	0	0	0	0	0	0	0	0	1	1	2	1	0	0
All Other Natural Causes	479	3	1	0	1	0	6	4	12	24	33	73	132	190	0
All Other External Causes	2	0	0	0	0	0	0	1	0	1	0	0	0	0	0

ICD-10 codes associated with each cause of death group are presented in Appendix 3.

TABLE D-11 (Cont.): RESIDENT DEATHS FOR SELECTED CAUSES, BY AGE GROUPS, BY COUNTY, FLORIDA, 2019

	AGE GROUPS														
	TOTAL	<1	1-4	5-9	10-14	15-19	20-24	25-34	35-44	45-54	55-64	65-74	75-84	85+	UNK
COLUMBIA	830	13	0	0	1	8	3	16	28	41	140	182	205	193	0
Heart Diseases	142	0	0	0	1	0	0	2	6	6	20	28	40	39	0
Cancer	193	0	0	0	0	4	0	2	2	10	41	64	39	31	0
Stroke	53	0	0	0	0	0	0	1	0	4	5	7	21	15	0
Unintentional Injury	52	1	0	0	0	1	2	6	6	5	6	7	9	9	0
Chronic Lower Resp Diseases	72	0	0	0	0	0	0	0	0	3	16	22	20	11	0
Alzheimer's Disease	10	0	0	0	0	0	0	0	0	0	0	1	3	6	0
Diabetes Mellitus	30	0	0	0	0	0	0	0	2	2	5	10	7	4	0
Suicide	20	0	0	0	0	1	1	3	6	1	4	1	2	1	0
Nephritis	11	0	0	0	0	1	0	0	0	1	1	0	4	4	0
Chronic Liver Disease/Cirrhosis	18	0	0	0	0	0	0	0	1	2	8	3	4	0	0
Hypertension	8	0	0	0	0	0	0	0	0	0	1	5	1	1	0
Influenza & Pneumonia	14	0	0	0	0	0	0	0	0	0	5	2	2	5	0
Parkinson's Disease	10	0	0	0	0	0	0	0	0	0	1	1	3	5	0
Septicemia	9	0	0	0	0	0	0	0	0	0	1	4	2	2	0
Homicide	3	0	0	0	0	1	0	0	1	0	0	0	1	0	0
Benign Neoplasms	8	0	0	0	0	0	0	0	0	0	3	1	2	2	0
Pneumonitis	8	0	0	0	0	0	0	0	0	0	1	0	2	5	0
Perinatal Period Conditions	8	8	0	0	0	0	0	0	0	0	0	0	0	0	0
Human Immunodeficiency Virus	4	0	0	0	0	0	0	0	0	0	2	1	1	0	0
Aortic Aneurysm & Dissection	2	0	0	0	0	0	0	0	0	0	0	1	1	0	0
Nutritional Deficiencies	6	0	0	0	0	0	0	0	0	0	1	0	0	5	0
Congenital Malformations	3	1	0	0	0	0	0	1	0	0	1	0	0	0	0
Med & Surg Care Complications	1	0	0	0	0	0	0	0	0	0	0	0	0	1	0
Anemias	4	0	0	0	0	0	0	0	1	1	0	0	1	1	0
Viral Hepatitis	3	0	0	0	0	0	0	0	0	0	3	0	0	0	0
All Other Natural Causes	138	3	0	0	0	0	0	1	3	6	15	24	40	46	0
All Other External Causes	0	0	0	0	0	0	0	0	0	0	0	0	0	0	0

	AGE GROUPS														
	TOTAL	<1	1-4	5-9	10-14	15-19	20-24	25-34	35-44	45-54	55-64	65-74	75-84	85+	UNK
MIAMI-DADE	19,922	142	25	21	20	74	145	371	481	1,059	2,214	3,318	4,867	7,185	0
Heart Diseases	5,112	4	1	0	0	1	3	16	40	197	492	777	1,333	2,248	0
Cancer	4,320	0	4	8	5	7	8	47	71	275	727	1,145	1,163	860	0
Stroke	1,715	2	0	1	0	1	1	8	16	39	98	182	430	937	0
Unintentional Injury	880	5	3	7	7	26	61	131	117	125	114	70	88	126	0
Chronic Lower Resp Diseases	893	0	1	1	1	0	0	2	3	11	62	133	281	398	0
Alzheimer's Disease	898	0	0	0	0	0	0	0	0	1	5	44	238	610	0
Diabetes Mellitus	704	0	0	0	0	0	3	2	10	47	104	166	180	192	0
Suicide	268	0	0	0	1	13	18	25	37	51	58	33	19	13	0
Nephritis	292	1	0	0	0	0	0	1	4	14	33	60	85	94	0
Chronic Liver Disease/Cirrhosis	232	0	0	0	0	0	0	3	15	35	46	68	44	21	0
Hypertension	284	0	0	0	0	0	0	0	8	15	28	64	63	106	0
Influenza & Pneumonia	270	4	2	0	0	0	0	2	5	14	23	42	54	124	0
Parkinson's Disease	301	0	0	0	0	0	0	0	0	1	8	43	110	139	0
Septicemia	200	3	0	0	1	0	0	4	3	11	24	41	43	70	0
Homicide	216	0	2	1	2	16	31	63	33	29	25	12	2	0	0
Benign Neoplasms	133	0	0	0	0	1	1	1	2	7	10	23	42	46	0
Pneumonitis	87	0	0	0	0	0	0	1	0	5	3	8	24	46	0
Perinatal Period Conditions	80	79	1	0	0	0	0	0	0	0	0	0	0	0	0
Human Immunodeficiency Virus	137	0	0	0	0	0	1	9	23	31	39	25	7	2	0
Aortic Aneurysm & Dissection	60	0	0	0	0	1	1	1	0	6	9	10	12	20	0
Nutritional Deficiencies	30	0	0	0	0	0	0	0	0	1	2	4	8	15	0
Congenital Malformations	61	31	4	3	1	1	1	1	2	4	5	3	1	4	0
Med & Surg Care Complications	40	0	1	0	0	0	0	2	1	2	5	17	10	2	0
Anemias	33	0	0	0	0	1	0	0	2	2	4	8	8	8	0
Viral Hepatitis	21	0	0	0	0	0	0	0	0	3	8	3	4	3	0
All Other Natural Causes	2,642	13	6	0	2	6	16	51	85	129	279	336	618	1,101	0
All Other External Causes	13	0	0	0	0	0	0	1	4	4	3	1	0	0	0

ICD-10 codes associated with each cause of death group are presented in Appendix 3.

TABLE D-11 (Cont.): RESIDENT DEATHS FOR SELECTED CAUSES, BY AGE GROUPS, BY COUNTY, FLORIDA, 2019

	TOTAL	AGE GROUPS													
		<1	1-4	5-9	10-14	15-19	20-24	25-34	35-44	45-54	55-64	65-74	75-84	85+	UNK
DESOTO	352	2	0	0	0	1	2	8	8	19	70	77	94	71	0
Heart Diseases	59	0	0	0	0	1	0	0	1	3	12	15	13	14	0
Cancer	81	0	0	0	0	0	0	0	0	1	24	17	27	12	0
Stroke	15	0	0	0	0	0	0	0	0	0	1	3	3	8	0
Unintentional Injury	27	0	0	0	0	0	0	3	4	4	8	2	4	2	0
Chronic Lower Resp Diseases	28	0	0	0	0	0	0	0	0	2	2	12	9	3	0
Alzheimer's Disease	8	0	0	0	0	0	0	0	0	0	0	0	4	4	0
Diabetes Mellitus	27	0	0	0	0	0	0	0	0	2	8	5	9	3	0
Suicide	5	0	0	0	0	0	1	1	0	0	1	2	0	0	0
Nephritis	8	0	0	0	0	0	0	0	0	0	4	2	1	1	0
Chronic Liver Disease/Cirrhosis	3	0	0	0	0	0	0	0	0	0	0	2	0	1	0
Hypertension	6	0	0	0	0	0	0	0	0	1	2	3	0	0	0
Influenza & Pneumonia	2	0	0	0	0	0	0	0	0	0	0	2	0	0	0
Parkinson's Disease	4	0	0	0	0	0	0	0	0	0	0	1	1	2	0
Septicemia	7	0	0	0	0	0	0	0	0	0	0	2	4	1	0
Homicide	4	0	0	0	0	0	0	2	1	0	0	1	0	0	0
Benign Neoplasms	3	0	0	0	0	0	0	0	0	0	0	0	1	2	0
Pneumonitis	2	0	0	0	0	0	0	0	0	0	0	0	1	1	0
Perinatal Period Conditions	1	1	0	0	0	0	0	0	0	0	0	0	0	0	0
Human Immunodeficiency Virus	1	0	0	0	0	0	0	0	0	1	0	0	0	0	0
Aortic Aneurysm & Dissection	0	0	0	0	0	0	0	0	0	0	0	0	0	0	0
Nutritional Deficiencies	1	0	0	0	0	0	0	0	0	0	0	0	1	0	0
Congenital Malformations	2	1	0	0	0	0	1	0	0	0	0	0	0	0	0
Med & Surg Care Complications	0	0	0	0	0	0	0	0	0	0	0	0	0	0	0
Anemias	2	0	0	0	0	0	0	0	0	0	0	1	0	1	0
Viral Hepatitis	0	0	0	0	0	0	0	0	0	0	0	0	0	0	0
All Other Natural Causes	56	0	0	0	0	0	0	2	2	5	8	7	16	16	0
All Other External Causes	0	0	0	0	0	0	0	0	0	0	0	0	0	0	0

	TOTAL	AGE GROUPS													
		<1	1-4	5-9	10-14	15-19	20-24	25-34	35-44	45-54	55-64	65-74	75-84	85+	UNK
DIXIE	227	0	0	0	0	0	4	3	7	10	46	50	60	47	0
Heart Diseases	30	0	0	0	0	0	1	0	1	1	5	10	9	3	0
Cancer	52	0	0	0	0	0	0	0	0	2	15	12	10	13	0
Stroke	7	0	0	0	0	0	0	0	0	0	0	3	3	1	0
Unintentional Injury	16	0	0	0	0	0	2	0	2	2	3	1	5	1	0
Chronic Lower Resp Diseases	21	0	0	0	0	0	0	0	0	0	7	7	4	3	0
Alzheimer's Disease	5	0	0	0	0	0	0	0	0	0	0	0	1	4	0
Diabetes Mellitus	9	0	0	0	0	0	0	0	0	1	3	2	3	0	0
Suicide	4	0	0	0	0	0	0	0	0	0	1	0	1	2	0
Nephritis	1	0	0	0	0	0	0	0	0	0	0	1	0	0	0
Chronic Liver Disease/Cirrhosis	7	0	0	0	0	0	0	0	1	0	1	2	3	0	0
Hypertension	4	0	0	0	0	0	0	0	0	1	1	0	1	1	0
Influenza & Pneumonia	3	0	0	0	0	0	0	0	0	0	1	1	1	0	0
Parkinson's Disease	3	0	0	0	0	0	0	0	0	0	0	0	1	2	0
Septicemia	2	0	0	0	0	0	0	0	0	0	0	1	1	0	0
Homicide	4	0	0	0	0	0	1	1	0	0	2	0	0	0	0
Benign Neoplasms	1	0	0	0	0	0	0	0	0	0	0	0	0	1	0
Pneumonitis	1	0	0	0	0	0	0	0	0	0	0	0	0	1	0
Perinatal Period Conditions	0	0	0	0	0	0	0	0	0	0	0	0	0	0	0
Human Immunodeficiency Virus	0	0	0	0	0	0	0	0	0	0	0	0	0	0	0
Aortic Aneurysm & Dissection	1	0	0	0	0	0	0	0	0	0	0	0	1	0	0
Nutritional Deficiencies	0	0	0	0	0	0	0	0	0	0	0	0	0	0	0
Congenital Malformations	0	0	0	0	0	0	0	0	0	0	0	0	0	0	0
Med & Surg Care Complications	0	0	0	0	0	0	0	0	0	0	0	0	0	0	0
Anemias	0	0	0	0	0	0	0	0	0	0	0	0	0	0	0
Viral Hepatitis	3	0	0	0	0	0	0	0	1	0	1	1	0	0	0
All Other Natural Causes	53	0	0	0	0	0	0	2	2	3	6	9	16	15	0
All Other External Causes	0	0	0	0	0	0	0	0	0	0	0	0	0	0	0

ICD-10 codes associated with each cause of death group are presented in Appendix 3.

TABLE D-11 (Cont.): RESIDENT DEATHS FOR SELECTED CAUSES, BY AGE GROUPS, BY COUNTY, FLORIDA, 2019

	AGE GROUPS														
	TOTAL	<1	1-4	5-9	10-14	15-19	20-24	25-34	35-44	45-54	55-64	65-74	75-84	85+	UNK
DUVAL	8,781	103	13	9	8	50	104	301	388	636	1,435	1,752	1,843	2,139	0
Heart Diseases	1,782	4	0	0	0	3	1	22	47	122	336	359	373	515	0
Cancer	1,787	0	1	2	0	0	0	14	45	120	408	507	434	256	0
Stroke	557	1	0	1	0	1	0	4	6	21	43	98	155	227	0
Unintentional Injury	710	4	3	2	2	10	50	138	130	120	95	47	56	53	0
Chronic Lower Resp Diseases	445	0	0	1	0	0	0	2	1	16	68	123	119	115	0
Alzheimer's Disease	110	0	0	0	0	0	0	0	0	0	3	17	24	66	0
Diabetes Mellitus	249	0	0	0	0	0	0	2	15	20	59	79	48	26	0
Suicide	177	0	0	1	3	5	15	29	18	34	33	22	11	6	0
Nephritis	192	0	0	0	0	1	0	0	6	14	29	43	53	46	0
Chronic Liver Disease/Cirrhosis	145	0	0	0	0	0	0	3	10	37	40	33	17	5	0
Hypertension	149	0	0	0	0	0	0	2	2	7	26	37	32	43	0
Influenza & Pneumonia	128	0	0	0	0	0	1	1	6	6	17	27	24	46	0
Parkinson's Disease	78	0	0	0	0	0	0	0	0	0	1	14	29	34	0
Septicemia	129	1	0	0	0	0	1	2	5	10	28	32	30	20	0
Homicide	143	1	1	0	1	23	25	40	25	10	8	4	3	2	0
Benign Neoplasms	53	0	0	0	0	1	0	0	2	4	10	7	14	15	0
Pneumonitis	56	0	0	0	0	0	0	1	0	1	10	10	13	21	0
Perinatal Period Conditions	59	58	0	0	1	0	0	0	0	0	0	0	0	0	0
Human Immunodeficiency Virus	39	0	0	0	0	0	1	7	9	7	9	5	0	1	0
Aortic Aneurysm & Dissection	32	0	0	0	0	0	0	1	2	3	9	6	6	5	0
Nutritional Deficiencies	49	0	0	0	0	0	0	0	0	1	3	9	12	24	0
Congenital Malformations	27	13	1	2	0	0	1	0	3	3	1	2	0	1	0
Med & Surg Care Complications	20	0	0	0	0	0	0	2	4	1	5	3	3	2	0
Anemias	32	1	0	0	0	0	0	2	3	2	4	10	6	4	0
Viral Hepatitis	17	0	0	0	0	0	0	1	0	1	7	6	2	0	0
All Other Natural Causes	1,609	20	6	0	1	6	7	26	48	75	183	252	379	606	0
All Other External Causes	7	0	1	0	0	0	2	2	1	1	0	0	0	0	0

	AGE GROUPS														
	TOTAL	<1	1-4	5-9	10-14	15-19	20-24	25-34	35-44	45-54	55-64	65-74	75-84	85+	UNK
ESCAMBIA	3,728	31	5	4	6	15	24	82	136	216	602	726	902	979	0
Heart Diseases	654	3	0	0	0	0	1	7	15	47	109	115	157	200	0
Cancer	762	0	0	1	1	0	1	3	15	39	185	226	188	103	0
Stroke	219	0	0	0	0	0	0	2	2	4	26	39	56	90	0
Unintentional Injury	237	8	4	2	0	5	10	33	45	36	38	21	16	19	0
Chronic Lower Resp Diseases	245	0	0	0	0	0	0	2	0	9	35	65	81	53	0
Alzheimer's Disease	171	0	0	0	0	0	0	0	0	0	2	14	54	101	0
Diabetes Mellitus	97	0	0	0	0	0	0	0	6	7	18	24	29	13	0
Suicide	53	0	0	0	3	6	3	7	8	3	10	7	3	3	0
Nephritis	118	0	0	0	1	0	0	4	4	5	19	25	33	27	0
Chronic Liver Disease/Cirrhosis	68	0	0	0	0	0	1	0	2	12	25	13	11	4	0
Hypertension	46	0	0	0	0	0	0	0	1	6	6	10	10	13	0
Influenza & Pneumonia	56	0	0	0	0	0	0	0	2	3	5	6	13	27	0
Parkinson's Disease	31	0	0	0	0	0	0	0	0	0	0	7	10	14	0
Septicemia	79	0	0	0	0	0	0	1	2	4	11	19	26	16	0
Homicide	28	1	1	0	0	2	5	10	4	2	1	2	0	0	0
Benign Neoplasms	31	0	0	0	0	0	0	0	0	1	1	4	9	16	0
Pneumonitis	38	0	0	0	0	0	0	0	0	0	4	8	11	15	0
Perinatal Period Conditions	8	8	0	0	0	0	0	0	0	0	0	0	0	0	0
Human Immunodeficiency Virus	12	0	0	0	0	0	0	0	3	4	2	2	1	0	0
Aortic Aneurysm & Dissection	9	0	0	0	0	0	0	0	1	1	2	2	1	2	0
Nutritional Deficiencies	15	0	0	0	0	0	0	0	0	0	1	1	6	7	0
Congenital Malformations	10	7	0	0	0	0	1	0	0	1	0	0	1	0	0
Med & Surg Care Complications	4	0	0	0	0	0	0	0	0	1	1	2	0	0	0
Anemias	6	0	0	0	0	0	0	0	0	0	1	2	1	2	0
Viral Hepatitis	9	0	0	0	0	0	0	0	2	1	2	3	1	0	0
All Other Natural Causes	717	4	0	1	1	2	2	11	24	30	96	108	184	254	0
All Other External Causes	5	0	0	0	0	0	0	2	0	0	2	1	0	0	0

ICD-10 codes associated with each cause of death group are presented in Appendix 3.

TABLE D-11 (Cont.): RESIDENT DEATHS FOR SELECTED CAUSES, BY AGE GROUPS, BY COUNTY, FLORIDA, 2019

	AGE GROUPS														
	TOTAL	<1	1-4	5-9	10-14	15-19	20-24	25-34	35-44	45-54	55-64	65-74	75-84	85+	UNK
FLAGLER	1,520	3	2	2	1	4	7	25	24	68	169	305	424	486	0
Heart Diseases	335	0	0	0	0	0	0	1	1	11	22	62	95	143	0
Cancer	369	0	1	0	0	1	0	3	4	14	60	113	105	68	0
Stroke	119	0	0	0	0	0	1	0	2	4	2	8	34	68	0
Unintentional Injury	73	0	0	1	0	0	1	12	12	4	12	5	12	14	0
Chronic Lower Resp Diseases	92	0	0	0	0	0	0	0	0	2	8	26	30	26	0
Alzheimer's Disease	36	0	0	0	0	0	0	0	0	0	0	1	10	25	0
Diabetes Mellitus	46	0	0	0	0	0	0	0	0	4	7	10	15	10	0
Suicide	25	0	0	0	0	1	1	3	0	7	4	4	3	2	0
Nephritis	19	1	0	0	0	0	1	0	0	2	3	1	4	7	0
Chronic Liver Disease/Cirrhosis	29	0	0	0	0	0	0	2	0	4	10	7	5	1	0
Hypertension	23	0	0	0	0	0	0	0	0	2	1	4	7	9	0
Influenza & Pneumonia	13	0	1	0	0	0	0	0	0	1	2	3	4	2	0
Parkinson's Disease	25	0	0	0	0	0	0	0	0	0	1	4	10	10	0
Septicemia	24	0	0	0	0	0	1	0	0	1	2	8	7	5	0
Homicide	3	0	0	0	0	2	0	1	0	0	0	0	0	0	0
Benign Neoplasms	9	0	0	0	0	0	0	0	0	1	1	1	3	3	0
Pneumonitis	12	0	0	0	0	0	0	0	0	0	0	5	4	3	0
Perinatal Period Conditions	2	2	0	0	0	0	0	0	0	0	0	0	0	0	0
Human Immunodeficiency Virus	3	0	0	0	0	0	0	0	0	2	1	0	0	0	0
Aortic Aneurysm & Dissection	6	0	0	0	0	0	0	0	0	0	0	1	2	3	0
Nutritional Deficiencies	3	0	0	0	0	0	0	0	0	0	0	1	0	2	0
Congenital Malformations	6	0	0	0	1	0	1	0	0	0	3	0	0	1	0
Med & Surg Care Complications	1	0	0	1	0	0	0	0	0	0	0	0	0	0	0
Anemias	4	0	0	0	0	0	0	0	0	0	0	1	2	1	0
Viral Hepatitis	3	0	0	0	0	0	0	0	0	0	3	0	0	0	0
All Other Natural Causes	240	0	0	0	0	0	1	3	5	9	27	40	72	83	0
All Other External Causes	0	0	0	0	0	0	0	0	0	0	0	0	0	0	0

	AGE GROUPS														
	TOTAL	<1	1-4	5-9	10-14	15-19	20-24	25-34	35-44	45-54	55-64	65-74	75-84	85+	UNK
FRANKLIN	157	1	0	0	0	1	1	1	6	8	36	30	42	31	0
Heart Diseases	35	0	0	0	0	0	0	0	1	1	7	5	14	7	0
Cancer	45	0	0	0	0	0	0	0	1	1	11	10	16	6	0
Stroke	8	0	0	0	0	0	0	0	1	0	2	3	2	0	0
Unintentional Injury	10	0	0	0	0	1	0	0	1	1	3	1	1	2	0
Chronic Lower Resp Diseases	8	0	0	0	0	0	0	0	0	0	0	4	2	2	0
Alzheimer's Disease	3	0	0	0	0	0	0	0	0	0	0	1	0	2	0
Diabetes Mellitus	2	0	0	0	0	0	0	0	0	0	1	1	0	0	0
Suicide	3	0	0	0	0	0	1	0	1	0	1	0	0	0	0
Nephritis	4	0	0	0	0	0	0	0	0	0	1	0	1	2	0
Chronic Liver Disease/Cirrhosis	6	0	0	0	0	0	0	0	0	1	5	0	0	0	0
Hypertension	2	0	0	0	0	0	0	0	0	0	0	0	0	2	0
Influenza & Pneumonia	1	0	0	0	0	0	0	0	0	0	1	0	0	0	0
Parkinson's Disease	1	0	0	0	0	0	0	0	0	0	0	0	0	1	0
Septicemia	5	0	0	0	0	0	0	0	0	0	1	3	1	0	0
Homicide	1	0	0	0	0	0	0	1	0	0	0	0	0	0	0
Benign Neoplasms	0	0	0	0	0	0	0	0	0	0	0	0	0	0	0
Pneumonitis	1	0	0	0	0	0	0	0	0	0	0	0	0	1	0
Perinatal Period Conditions	1	1	0	0	0	0	0	0	0	0	0	0	0	0	0
Human Immunodeficiency Virus	0	0	0	0	0	0	0	0	0	0	0	0	0	0	0
Aortic Aneurysm & Dissection	0	0	0	0	0	0	0	0	0	0	0	0	0	0	0
Nutritional Deficiencies	0	0	0	0	0	0	0	0	0	0	0	0	0	0	0
Congenital Malformations	0	0	0	0	0	0	0	0	0	0	0	0	0	0	0
Med & Surg Care Complications	0	0	0	0	0	0	0	0	0	0	0	0	0	0	0
Anemias	0	0	0	0	0	0	0	0	0	0	0	0	0	0	0
Viral Hepatitis	0	0	0	0	0	0	0	0	0	0	0	0	0	0	0
All Other Natural Causes	21	0	0	0	0	0	0	0	1	4	3	2	5	6	0
All Other External Causes	0	0	0	0	0	0	0	0	0	0	0	0	0	0	0

ICD-10 codes associated with each cause of death group are presented in Appendix 3.

TABLE D-11 (Cont.): RESIDENT DEATHS FOR SELECTED CAUSES, BY AGE GROUPS, BY COUNTY, FLORIDA, 2019

	AGE GROUPS														
	TOTAL	<1	1-4	5-9	10-14	15-19	20-24	25-34	35-44	45-54	55-64	65-74	75-84	85+	UNK
GADSDEN	482	5	1	0	0	1	5	17	16	37	86	115	95	104	0
Heart Diseases	88	0	0	0	0	0	0	2	2	5	12	25	20	22	0
Cancer	109	0	0	0	0	0	0	0	4	7	25	33	25	15	0
Stroke	24	0	0	0	0	0	0	0	0	1	1	10	6	6	0
Unintentional Injury	24	0	0	0	0	0	3	2	1	4	4	5	2	3	0
Chronic Lower Resp Diseases	21	0	0	0	0	0	0	0	0	2	2	7	7	3	0
Alzheimer's Disease	7	0	0	0	0	0	0	0	0	0	0	0	1	6	0
Diabetes Mellitus	21	0	0	0	0	0	0	0	0	2	10	4	3	2	0
Suicide	12	0	0	0	0	0	2	4	3	0	1	0	2	0	0
Nephritis	14	0	0	0	0	0	0	0	1	0	1	5	4	3	0
Chronic Liver Disease/Cirrhosis	9	0	0	0	0	0	0	0	2	2	4	0	1	0	0
Hypertension	6	0	0	0	0	0	0	0	0	0	0	3	0	3	0
Influenza & Pneumonia	7	0	0	0	0	0	0	0	0	0	2	3	1	1	0
Parkinson's Disease	4	0	0	0	0	0	0	0	0	1	0	0	0	3	0
Septicemia	6	0	0	0	0	1	0	0	0	0	1	0	0	4	0
Homicide	6	0	0	0	0	0	0	3	1	1	1	0	0	0	0
Benign Neoplasms	1	0	0	0	0	0	0	0	0	0	0	1	0	0	0
Pneumonitis	6	0	0	0	0	0	0	0	0	1	1	2	1	1	0
Perinatal Period Conditions	4	4	0	0	0	0	0	0	0	0	0	0	0	0	0
Human Immunodeficiency Virus	4	0	0	0	0	0	0	1	0	2	1	0	0	0	0
Aortic Aneurysm & Dissection	0	0	0	0	0	0	0	0	0	0	0	0	0	0	0
Nutritional Deficiencies	0	0	0	0	0	0	0	0	0	0	0	0	0	0	0
Congenital Malformations	2	1	1	0	0	0	0	0	0	0	0	0	0	0	0
Med & Surg Care Complications	0	0	0	0	0	0	0	0	0	0	0	0	0	0	0
Anemias	4	0	0	0	0	0	0	1	0	3	0	0	0	0	0
Viral Hepatitis	0	0	0	0	0	0	0	0	0	0	0	0	0	0	0
All Other Natural Causes	102	0	0	0	0	0	0	3	2	6	20	17	22	32	0
All Other External Causes	1	0	0	0	0	0	0	1	0	0	0	0	0	0	0

	AGE GROUPS														
	TOTAL	<1	1-4	5-9	10-14	15-19	20-24	25-34	35-44	45-54	55-64	65-74	75-84	85+	UNK
GILCHRIST	195	3	0	1	1	0	1	3	2	12	27	40	61	44	0
Heart Diseases	42	0	0	0	0	0	0	0	1	2	5	7	15	12	0
Cancer	45	0	0	1	0	0	0	0	0	3	8	16	11	6	0
Stroke	10	0	0	0	0	0	0	1	0	0	1	2	2	4	0
Unintentional Injury	7	0	0	0	0	0	0	0	0	0	2	1	4	0	0
Chronic Lower Resp Diseases	15	0	0	0	0	0	0	1	0	1	3	3	3	4	0
Alzheimer's Disease	7	0	0	0	0	0	0	0	0	0	1	0	3	3	0
Diabetes Mellitus	9	0	0	0	0	0	0	0	0	1	1	2	2	3	0
Suicide	4	0	0	0	0	0	0	1	0	2	1	0	0	0	0
Nephritis	4	0	0	0	0	0	0	0	1	0	1	0	2	0	0
Chronic Liver Disease/Cirrhosis	2	0	0	0	0	0	0	0	0	0	1	0	1	0	0
Hypertension	4	0	0	0	0	0	0	0	0	1	1	1	1	0	0
Influenza & Pneumonia	0	0	0	0	0	0	0	0	0	0	0	0	0	0	0
Parkinson's Disease	0	0	0	0	0	0	0	0	0	0	0	0	0	0	0
Septicemia	1	0	0	0	0	0	0	0	0	0	0	0	0	1	0
Homicide	1	0	0	0	0	0	1	0	0	0	0	0	0	0	0
Benign Neoplasms	1	0	0	0	0	0	0	0	0	0	0	1	0	0	0
Pneumonitis	2	0	0	0	0	0	0	0	0	0	0	0	0	2	0
Perinatal Period Conditions	2	2	0	0	0	0	0	0	0	0	0	0	0	0	0
Human Immunodeficiency Virus	0	0	0	0	0	0	0	0	0	0	0	0	0	0	0
Aortic Aneurysm & Dissection	1	0	0	0	0	0	0	0	0	0	0	0	1	0	0
Nutritional Deficiencies	1	0	0	0	0	0	0	0	0	0	0	0	1	0	0
Congenital Malformations	1	0	0	0	0	0	0	0	0	0	0	0	1	0	0
Med & Surg Care Complications	0	0	0	0	0	0	0	0	0	0	0	0	0	0	0
Anemias	0	0	0	0	0	0	0	0	0	0	0	0	0	0	0
Viral Hepatitis	0	0	0	0	0	0	0	0	0	0	0	0	0	0	0
All Other Natural Causes	36	1	0	0	1	0	0	0	0	2	2	7	14	9	0
All Other External Causes	0	0	0	0	0	0	0	0	0	0	0	0	0	0	0

ICD-10 codes associated with each cause of death group are presented in Appendix 3.

TABLE D-11 (Cont.): RESIDENT DEATHS FOR SELECTED CAUSES, BY AGE GROUPS, BY COUNTY, FLORIDA, 2019

	TOTAL	AGE GROUPS														UNK
		<1	1-4	5-9	10-14	15-19	20-24	25-34	35-44	45-54	55-64	65-74	75-84	85+		
GLADES	134	1	0	0	0	2	2	5	6	8	15	35	37	23	0	
Heart Diseases	25	0	0	0	0	0	0	0	0	2	4	6	8	5	0	
Cancer	32	0	0	0	0	0	0	0	1	0	4	12	11	4	0	
Stroke	8	0	0	0	0	0	0	0	0	1	0	3	1	3	0	
Unintentional Injury	15	0	0	0	0	2	1	5	3	1	1	1	1	0	0	
Chronic Lower Resp Diseases	6	0	0	0	0	0	0	0	0	0	1	1	3	1	0	
Alzheimer's Disease	7	0	0	0	0	0	0	0	0	0	0	1	4	2	0	
Diabetes Mellitus	5	0	0	0	0	0	0	0	0	0	0	2	3	0	0	
Suicide	4	0	0	0	0	0	1	0	1	1	1	0	0	0	0	
Nephritis	1	0	0	0	0	0	0	0	0	1	0	0	0	0	0	
Chronic Liver Disease/Cirrhosis	3	0	0	0	0	0	0	0	0	0	1	2	0	0	0	
Hypertension	2	0	0	0	0	0	0	0	0	0	0	0	1	1	0	
Influenza & Pneumonia	2	0	0	0	0	0	0	0	0	0	0	0	0	2	0	
Parkinson's Disease	3	0	0	0	0	0	0	0	0	0	0	1	1	1	0	
Septicemia	2	0	0	0	0	0	0	0	0	0	0	0	1	1	0	
Homicide	0	0	0	0	0	0	0	0	0	0	0	0	0	0	0	
Benign Neoplasms	0	0	0	0	0	0	0	0	0	0	0	0	0	0	0	
Pneumonitis	0	0	0	0	0	0	0	0	0	0	0	0	0	0	0	
Perinatal Period Conditions	1	1	0	0	0	0	0	0	0	0	0	0	0	0	0	
Human Immunodeficiency Virus	0	0	0	0	0	0	0	0	0	0	0	0	0	0	0	
Aortic Aneurysm & Dissection	0	0	0	0	0	0	0	0	0	0	0	0	0	0	0	
Nutritional Deficiencies	0	0	0	0	0	0	0	0	0	0	0	0	0	0	0	
Congenital Malformations	0	0	0	0	0	0	0	0	0	0	0	0	0	0	0	
Med & Surg Care Complications	0	0	0	0	0	0	0	0	0	0	0	0	0	0	0	
Anemias	2	0	0	0	0	0	0	0	0	0	0	2	0	0	0	
Viral Hepatitis	0	0	0	0	0	0	0	0	0	0	0	0	0	0	0	
All Other Natural Causes	16	0	0	0	0	0	0	0	1	2	3	4	3	3	0	
All Other External Causes	0	0	0	0	0	0	0	0	0	0	0	0	0	0	0	

	TOTAL	AGE GROUPS														UNK
		<1	1-4	5-9	10-14	15-19	20-24	25-34	35-44	45-54	55-64	65-74	75-84	85+		
GULF	186	0	0	1	1	0	3	4	9	7	27	45	48	41	0	
Heart Diseases	42	0	0	0	0	0	0	0	0	1	6	8	13	14	0	
Cancer	40	0	0	0	0	0	0	1	2	3	4	18	8	4	0	
Stroke	11	0	0	0	0	0	0	0	0	0	3	4	3	1	0	
Unintentional Injury	8	0	0	0	0	0	3	1	1	0	1	0	2	0	0	
Chronic Lower Resp Diseases	17	0	0	0	0	0	0	0	0	1	2	3	7	4	0	
Alzheimer's Disease	10	0	0	0	0	0	0	0	0	0	0	0	1	9	0	
Diabetes Mellitus	6	0	0	0	0	0	0	0	1	1	2	1	1	0	0	
Suicide	7	0	0	0	0	0	0	1	2	0	3	0	0	1	0	
Nephritis	1	0	0	0	0	0	0	0	0	0	0	1	0	0	0	
Chronic Liver Disease/Cirrhosis	1	0	0	0	0	0	0	0	0	0	1	0	0	0	0	
Hypertension	1	0	0	0	0	0	0	0	0	0	1	0	0	0	0	
Influenza & Pneumonia	7	0	0	0	0	0	0	0	0	0	1	1	1	4	0	
Parkinson's Disease	1	0	0	0	0	0	0	0	0	0	0	0	1	0	0	
Septicemia	5	0	0	0	0	0	0	0	1	0	1	2	1	0	0	
Homicide	1	0	0	0	0	0	0	1	0	0	0	0	0	0	0	
Benign Neoplasms	1	0	0	0	0	0	0	0	0	0	0	0	1	0	0	
Pneumonitis	0	0	0	0	0	0	0	0	0	0	0	0	0	0	0	
Perinatal Period Conditions	0	0	0	0	0	0	0	0	0	0	0	0	0	0	0	
Human Immunodeficiency Virus	0	0	0	0	0	0	0	0	0	0	0	0	0	0	0	
Aortic Aneurysm & Dissection	1	0	0	0	0	0	0	0	0	1	0	0	0	0	0	
Nutritional Deficiencies	0	0	0	0	0	0	0	0	0	0	0	0	0	0	0	
Congenital Malformations	0	0	0	0	0	0	0	0	0	0	0	0	0	0	0	
Med & Surg Care Complications	0	0	0	0	0	0	0	0	0	0	0	0	0	0	0	
Anemias	0	0	0	0	0	0	0	0	0	0	0	0	0	0	0	
Viral Hepatitis	0	0	0	0	0	0	0	0	0	0	0	0	0	0	0	
All Other Natural Causes	26	0	0	1	1	0	0	0	2	0	2	7	9	4	0	
All Other External Causes	0	0	0	0	0	0	0	0	0	0	0	0	0	0	0	

ICD-10 codes associated with each cause of death group are presented in Appendix 3.

TABLE D-11 (Cont.): RESIDENT DEATHS FOR SELECTED CAUSES, BY AGE GROUPS, BY COUNTY, FLORIDA, 2019

	AGE GROUPS														
	TOTAL	<1	1-4	5-9	10-14	15-19	20-24	25-34	35-44	45-54	55-64	65-74	75-84	85+	UNK
HAMILTON	165	0	0	0	0	0	0	4	4	12	31	38	39	37	0
Heart Diseases	25	0	0	0	0	0	0	0	0	1	2	6	10	6	0
Cancer	40	0	0	0	0	0	0	0	0	4	12	10	10	4	0
Stroke	10	0	0	0	0	0	0	0	0	0	1	1	2	6	0
Unintentional Injury	11	0	0	0	0	0	0	1	2	1	0	3	2	2	0
Chronic Lower Resp Diseases	14	0	0	0	0	0	0	0	0	2	4	3	3	2	0
Alzheimer's Disease	2	0	0	0	0	0	0	0	0	0	0	0	0	2	0
Diabetes Mellitus	7	0	0	0	0	0	0	2	0	0	1	3	0	1	0
Suicide	3	0	0	0	0	0	0	0	2	1	0	0	0	0	0
Nephritis	4	0	0	0	0	0	0	0	0	0	0	2	1	1	0
Chronic Liver Disease/Cirrhosis	1	0	0	0	0	0	0	0	0	0	1	0	0	0	0
Hypertension	2	0	0	0	0	0	0	0	0	0	0	1	1	0	0
Influenza & Pneumonia	1	0	0	0	0	0	0	0	0	0	0	0	0	1	0
Parkinson's Disease	1	0	0	0	0	0	0	0	0	0	0	0	0	1	0
Septicemia	3	0	0	0	0	0	0	0	0	0	0	0	1	2	0
Homicide	1	0	0	0	0	0	0	1	0	0	0	0	0	0	0
Benign Neoplasms	0	0	0	0	0	0	0	0	0	0	0	0	0	0	0
Pneumonitis	0	0	0	0	0	0	0	0	0	0	0	0	0	0	0
Perinatal Period Conditions	1	0	0	0	0	0	0	0	0	1	0	0	0	0	0
Human Immunodeficiency Virus	1	0	0	0	0	0	0	0	0	1	0	0	0	0	0
Aortic Aneurysm & Dissection	0	0	0	0	0	0	0	0	0	0	0	0	0	0	0
Nutritional Deficiencies	2	0	0	0	0	0	0	0	0	0	0	1	0	1	0
Congenital Malformations	0	0	0	0	0	0	0	0	0	0	0	0	0	0	0
Med & Surg Care Complications	0	0	0	0	0	0	0	0	0	0	0	0	0	0	0
Anemias	1	0	0	0	0	0	0	0	0	0	0	1	0	0	0
Viral Hepatitis	0	0	0	0	0	0	0	0	0	0	0	0	0	0	0
All Other Natural Causes	34	0	0	0	0	0	0	0	0	1	9	7	9	8	0
All Other External Causes	1	0	0	0	0	0	0	0	0	0	1	0	0	0	0

	AGE GROUPS														
	TOTAL	<1	1-4	5-9	10-14	15-19	20-24	25-34	35-44	45-54	55-64	65-74	75-84	85+	UNK
HARDEE	240	3	2	0	1	1	2	5	8	16	34	53	68	47	0
Heart Diseases	48	0	0	0	0	0	0	0	1	1	5	14	15	12	0
Cancer	46	0	0	0	0	0	0	0	1	3	8	13	15	6	0
Stroke	19	0	0	0	0	0	0	0	0	0	2	2	7	8	0
Unintentional Injury	22	3	1	0	0	1	1	1	3	5	0	2	3	2	0
Chronic Lower Resp Diseases	25	0	0	0	0	0	0	0	0	1	4	11	8	1	0
Alzheimer's Disease	3	0	0	0	0	0	0	0	0	0	0	0	3	0	0
Diabetes Mellitus	16	0	0	0	0	0	0	0	0	0	3	5	4	4	0
Suicide	4	0	0	0	1	0	1	0	0	1	0	0	0	1	0
Nephritis	0	0	0	0	0	0	0	0	0	0	0	0	0	0	0
Chronic Liver Disease/Cirrhosis	5	0	0	0	0	0	0	0	0	0	2	2	1	0	0
Hypertension	3	0	0	0	0	0	0	0	0	0	1	1	0	1	0
Influenza & Pneumonia	6	0	0	0	0	0	0	0	0	1	0	0	1	4	0
Parkinson's Disease	1	0	0	0	0	0	0	0	0	0	0	0	1	0	0
Septicemia	3	0	0	0	0	0	0	0	0	0	2	0	1	0	0
Homicide	4	0	0	0	0	0	0	1	1	1	1	0	0	0	0
Benign Neoplasms	0	0	0	0	0	0	0	0	0	0	0	0	0	0	0
Pneumonitis	2	0	0	0	0	0	0	0	0	0	0	0	2	0	0
Perinatal Period Conditions	0	0	0	0	0	0	0	0	0	0	0	0	0	0	0
Human Immunodeficiency Virus	1	0	0	0	0	0	0	0	0	0	1	0	0	0	0
Aortic Aneurysm & Dissection	0	0	0	0	0	0	0	0	0	0	0	0	0	0	0
Nutritional Deficiencies	2	0	0	0	0	0	0	0	0	0	0	0	0	2	0
Congenital Malformations	1	0	0	0	0	0	0	1	0	0	0	0	0	0	0
Med & Surg Care Complications	0	0	0	0	0	0	0	0	0	0	0	0	0	0	0
Anemias	0	0	0	0	0	0	0	0	0	0	0	0	0	0	0
Viral Hepatitis	2	0	0	0	0	0	0	0	1	0	1	0	0	0	0
All Other Natural Causes	26	0	1	0	0	0	0	1	1	3	4	3	7	6	0
All Other External Causes	1	0	0	0	0	0	0	1	0	0	0	0	0	0	0

ICD-10 codes associated with each cause of death group are presented in Appendix 3.

TABLE D-11 (Cont.): RESIDENT DEATHS FOR SELECTED CAUSES, BY AGE GROUPS, BY COUNTY, FLORIDA, 2019

	TOTAL	AGE GROUPS													
		<1	1-4	5-9	10-14	15-19	20-24	25-34	35-44	45-54	55-64	65-74	75-84	85+	UNK
HENDRY	329	2	0	0	2	2	3	15	10	24	54	81	73	63	0
Heart Diseases	90	1	0	0	0	0	0	1	0	6	16	25	20	21	0
Cancer	70	0	0	0	0	0	0	1	1	3	14	19	20	12	0
Stroke	17	0	0	0	0	0	0	0	0	1	0	6	5	5	0
Unintentional Injury	25	0	0	0	1	0	2	6	1	2	4	5	1	3	0
Chronic Lower Resp Diseases	23	0	0	0	0	0	0	0	1	1	7	5	7	2	0
Alzheimer's Disease	6	0	0	0	0	0	0	0	0	0	0	1	2	3	0
Diabetes Mellitus	11	0	0	0	0	0	0	0	0	0	2	6	3	0	0
Suicide	9	0	0	0	1	1	0	4	0	0	1	1	1	0	0
Nephritis	8	0	0	0	0	0	0	0	0	0	0	5	3	0	0
Chronic Liver Disease/Cirrhosis	6	0	0	0	0	0	0	0	2	1	3	0	0	0	0
Hypertension	2	0	0	0	0	0	0	0	0	0	0	0	0	2	0
Influenza & Pneumonia	4	0	0	0	0	0	0	0	0	1	1	0	1	1	0
Parkinson's Disease	2	0	0	0	0	0	0	0	0	0	0	0	1	1	0
Septicemia	2	0	0	0	0	0	0	0	0	1	1	0	0	0	0
Homicide	7	0	0	0	0	1	1	2	0	2	0	1	0	0	0
Benign Neoplasms	1	0	0	0	0	0	0	0	0	1	0	0	0	0	0
Pneumonitis	1	0	0	0	0	0	0	0	0	0	0	0	0	1	0
Perinatal Period Conditions	1	1	0	0	0	0	0	0	0	0	0	0	0	0	0
Human Immunodeficiency Virus	1	0	0	0	0	0	0	0	0	1	0	0	0	0	0
Aortic Aneurysm & Dissection	1	0	0	0	0	0	0	0	0	0	0	0	1	0	0
Nutritional Deficiencies	1	0	0	0	0	0	0	0	0	0	0	0	0	1	0
Congenital Malformations	0	0	0	0	0	0	0	0	0	0	0	0	0	0	0
Med & Surg Care Complications	2	0	0	0	0	0	0	0	0	0	0	0	1	1	0
Anemias	1	0	0	0	0	0	0	0	1	0	0	0	0	0	0
Viral Hepatitis	3	0	0	0	0	0	0	0	0	3	0	0	0	0	0
All Other Natural Causes	34	0	0	0	0	0	0	0	4	1	5	7	7	10	0
All Other External Causes	1	0	0	0	0	0	0	1	0	0	0	0	0	0	0

	TOTAL	AGE GROUPS													
		<1	1-4	5-9	10-14	15-19	20-24	25-34	35-44	45-54	55-64	65-74	75-84	85+	UNK
HERNANDO	2,853	10	1	0	2	3	7	27	59	138	327	549	822	908	0
Heart Diseases	651	0	0	0	0	0	0	1	7	15	64	123	205	236	0
Cancer	618	0	0	0	0	0	1	0	6	33	108	173	175	122	0
Stroke	112	0	0	0	0	0	0	0	1	2	9	27	36	37	0
Unintentional Injury	174	2	1	0	1	3	3	16	19	22	15	14	33	45	0
Chronic Lower Resp Diseases	241	0	0	0	0	0	0	0	1	2	27	58	92	61	0
Alzheimer's Disease	63	0	0	0	0	0	0	0	0	0	1	5	19	38	0
Diabetes Mellitus	109	0	0	0	0	0	0	0	2	9	15	25	34	24	0
Suicide	43	0	0	0	0	0	2	2	5	11	13	5	4	1	0
Nephritis	26	0	0	0	0	0	0	0	0	3	2	6	6	9	0
Chronic Liver Disease/Cirrhosis	38	0	0	0	0	0	0	1	2	6	10	12	6	1	0
Hypertension	56	0	0	0	0	0	0	0	2	4	5	10	15	20	0
Influenza & Pneumonia	22	0	0	0	1	0	0	0	0	0	3	3	8	7	0
Parkinson's Disease	35	0	0	0	0	0	0	0	0	0	0	6	13	16	0
Septicemia	18	0	0	0	0	0	0	0	1	2	1	5	4	5	0
Homicide	7	0	0	0	0	0	1	1	1	2	2	0	0	0	0
Benign Neoplasms	18	0	0	0	0	0	0	1	0	0	2	5	4	6	0
Pneumonitis	7	0	0	0	0	0	0	0	0	1	2	0	0	4	0
Perinatal Period Conditions	4	4	0	0	0	0	0	0	0	0	0	0	0	0	0
Human Immunodeficiency Virus	4	0	0	0	0	0	0	0	0	2	1	1	0	0	0
Aortic Aneurysm & Dissection	13	0	0	0	0	0	0	0	1	1	1	0	5	5	0
Nutritional Deficiencies	0	0	0	0	0	0	0	0	0	0	0	0	0	0	0
Congenital Malformations	8	3	0	0	0	0	0	1	1	1	2	0	0	0	0
Med & Surg Care Complications	4	0	0	0	0	0	0	0	1	1	0	1	0	1	0
Anemias	4	0	0	0	0	0	0	0	0	0	0	1	1	2	0
Viral Hepatitis	12	0	0	0	0	0	0	0	0	0	7	3	1	1	0
All Other Natural Causes	564	1	0	0	0	0	0	4	8	20	37	66	161	267	0
All Other External Causes	2	0	0	0	0	0	0	0	1	1	0	0	0	0	0

ICD-10 codes associated with each cause of death group are presented in Appendix 3.

TABLE D-11 (Cont.): RESIDENT DEATHS FOR SELECTED CAUSES, BY AGE GROUPS, BY COUNTY, FLORIDA, 2019

	AGE GROUPS														
	TOTAL	<1	1-4	5-9	10-14	15-19	20-24	25-34	35-44	45-54	55-64	65-74	75-84	85+	UNK
HIGHLANDS	1,667	7	1	2	0	2	7	24	22	74	170	309	479	570	0
Heart Diseases	354	0	0	0	0	0	0	1	1	21	29	73	98	131	0
Cancer	343	0	0	1	0	1	0	0	4	13	46	101	101	76	0
Stroke	142	0	0	0	0	0	0	1	0	3	5	21	43	69	0
Unintentional Injury	81	0	1	0	0	1	3	9	6	7	17	10	17	10	0
Chronic Lower Resp Diseases	163	0	0	0	0	0	0	1	1	5	14	33	56	53	0
Alzheimer's Disease	69	0	0	0	0	0	0	0	0	0	1	7	23	38	0
Diabetes Mellitus	45	0	0	0	0	0	0	1	1	5	8	5	13	12	0
Suicide	27	0	0	0	0	0	3	3	3	2	4	4	7	1	0
Nephritis	16	0	0	0	0	0	0	0	0	0	2	3	7	4	0
Chronic Liver Disease/Cirrhosis	25	0	0	0	0	0	0	1	1	6	5	5	6	1	0
Hypertension	15	0	0	0	0	0	0	0	0	0	3	4	3	5	0
Influenza & Pneumonia	20	0	0	0	0	0	0	1	1	0	2	2	8	6	0
Parkinson's Disease	18	0	0	0	0	0	0	0	0	0	0	0	13	5	0
Septicemia	25	0	0	0	0	0	0	0	0	1	2	4	10	8	0
Homicide	9	0	0	0	0	0	1	4	1	1	1	1	0	0	0
Benign Neoplasms	10	0	0	0	0	0	0	0	0	0	1	1	4	4	0
Pneumonitis	14	0	0	0	0	0	0	0	0	1	2	1	2	8	0
Perinatal Period Conditions	6	6	0	0	0	0	0	0	0	0	0	0	0	0	0
Human Immunodeficiency Virus	3	0	0	0	0	0	0	1	1	0	1	0	0	0	0
Aortic Aneurysm & Dissection	4	0	0	0	0	0	0	0	0	0	0	0	3	1	0
Nutritional Deficiencies	40	0	0	0	0	0	0	0	0	0	1	2	6	31	0
Congenital Malformations	3	1	0	1	0	0	0	0	0	0	1	0	0	0	0
Med & Surg Care Complications	5	0	0	0	0	0	0	0	0	0	2	1	1	1	0
Anemias	4	0	0	0	0	0	0	0	0	1	0	1	1	1	0
Viral Hepatitis	2	0	0	0	0	0	0	0	0	0	1	1	0	0	0
All Other Natural Causes	224	0	0	0	0	0	0	1	2	8	22	29	57	105	0
All Other External Causes	0	0	0	0	0	0	0	0	0	0	0	0	0	0	0

	AGE GROUPS														
	TOTAL	<1	1-4	5-9	10-14	15-19	20-24	25-34	35-44	45-54	55-64	65-74	75-84	85+	UNK
HILLSBOROUGH	10,994	113	20	9	9	32	84	269	351	650	1,473	2,163	2,697	3,124	0
Heart Diseases	2,500	1	0	1	1	0	1	19	59	131	329	529	589	840	0
Cancer	2,350	0	1	1	0	3	3	17	47	160	444	651	657	366	0
Stroke	476	0	0	0	0	0	1	0	5	18	46	76	123	207	0
Unintentional Injury	753	8	9	5	3	10	32	123	102	93	107	75	75	111	0
Chronic Lower Resp Diseases	592	0	0	0	0	1	1	2	4	10	56	147	215	156	0
Alzheimer's Disease	452	0	0	0	0	0	0	0	0	0	4	19	128	301	0
Diabetes Mellitus	307	0	0	0	1	0	0	3	10	25	52	84	78	54	0
Suicide	216	0	0	0	1	9	17	27	29	40	46	27	14	6	0
Nephritis	168	0	0	0	0	0	1	2	0	9	29	32	52	43	0
Chronic Liver Disease/Cirrhosis	135	0	0	0	0	0	0	2	7	33	53	29	9	2	0
Hypertension	150	1	0	0	0	0	0	0	2	4	21	24	40	58	0
Influenza & Pneumonia	164	0	2	0	0	0	0	2	6	4	17	36	53	44	0
Parkinson's Disease	160	0	0	0	0	0	0	0	0	0	1	33	64	62	0
Septicemia	196	0	0	0	1	0	1	0	2	7	24	50	58	53	0
Homicide	78	1	0	0	1	6	13	25	13	9	5	4	1	0	0
Benign Neoplasms	50	1	0	1	0	0	0	0	2	1	4	11	12	18	0
Pneumonitis	85	0	0	0	0	0	0	0	0	3	11	17	20	34	0
Perinatal Period Conditions	77	77	0	0	0	0	0	0	0	0	0	0	0	0	0
Human Immunodeficiency Virus	40	0	0	0	0	0	0	7	4	13	8	6	2	0	0
Aortic Aneurysm & Dissection	25	0	0	0	0	0	0	0	0	2	5	7	8	3	0
Nutritional Deficiencies	28	0	0	0	0	0	0	0	0	1	1	2	15	9	0
Congenital Malformations	38	16	2	0	0	0	0	2	2	4	6	3	1	2	0
Med & Surg Care Complications	30	0	0	0	0	0	0	1	3	3	2	6	10	5	0
Anemias	34	0	0	0	0	0	0	0	0	3	3	4	14	10	0
Viral Hepatitis	21	0	0	0	0	0	0	0	1	2	6	9	3	0	0
All Other Natural Causes	1,858	8	6	0	1	3	13	36	51	72	191	281	456	740	0
All Other External Causes	11	0	0	1	0	0	1	1	2	3	2	1	0	0	0

ICD-10 codes associated with each cause of death group are presented in Appendix 3.

TABLE D-11 (Cont.): RESIDENT DEATHS FOR SELECTED CAUSES, BY AGE GROUPS, BY COUNTY, FLORIDA, 2019

	AGE GROUPS														
	TOTAL	<1	1-4	5-9	10-14	15-19	20-24	25-34	35-44	45-54	55-64	65-74	75-84	85+	UNK
HOLMES	313	2	0	0	0	0	0	6	4	13	64	76	77	71	0
Heart Diseases	96	0	0	0	0	0	0	0	0	6	11	25	27	27	0
Cancer	59	0	0	0	0	0	0	0	1	5	11	18	17	7	0
Stroke	14	0	0	0	0	0	0	0	0	0	3	2	5	4	0
Unintentional Injury	10	0	0	0	0	0	0	1	1	1	4	1	1	1	0
Chronic Lower Resp Diseases	32	0	0	0	0	0	0	0	0	1	10	9	7	5	0
Alzheimer's Disease	11	0	0	0	0	0	0	0	0	0	0	1	1	9	0
Diabetes Mellitus	12	0	0	0	0	0	0	0	1	0	6	4	1	0	0
Suicide	2	0	0	0	0	0	0	1	0	0	0	0	1	0	0
Nephritis	4	0	0	0	0	0	0	0	0	0	0	0	2	2	0
Chronic Liver Disease/Cirrhosis	3	0	0	0	0	0	0	0	0	0	2	1	0	0	0
Hypertension	3	0	0	0	0	0	0	0	0	0	1	0	1	1	0
Influenza & Pneumonia	3	0	0	0	0	0	0	0	0	0	0	1	1	1	0
Parkinson's Disease	3	0	0	0	0	0	0	0	0	0	1	0	1	1	0
Septicemia	4	0	0	0	0	0	0	0	0	0	2	0	2	0	0
Homicide	0	0	0	0	0	0	0	0	0	0	0	0	0	0	0
Benign Neoplasms	2	0	0	0	0	0	0	0	0	0	1	0	1	0	0
Pneumonitis	2	0	0	0	0	0	0	0	0	0	1	0	0	1	0
Perinatal Period Conditions	1	1	0	0	0	0	0	0	0	0	0	0	0	0	0
Human Immunodeficiency Virus	0	0	0	0	0	0	0	0	0	0	0	0	0	0	0
Aortic Aneurysm & Dissection	0	0	0	0	0	0	0	0	0	0	0	0	0	0	0
Nutritional Deficiencies	0	0	0	0	0	0	0	0	0	0	0	0	0	0	0
Congenital Malformations	1	0	0	0	0	0	0	1	0	0	0	0	0	0	0
Med & Surg Care Complications	0	0	0	0	0	0	0	0	0	0	0	0	0	0	0
Anemias	0	0	0	0	0	0	0	0	0	0	0	0	0	0	0
Viral Hepatitis	0	0	0	0	0	0	0	0	0	0	0	0	0	0	0
All Other Natural Causes	51	1	0	0	0	0	0	3	1	0	11	14	9	12	0
All Other External Causes	0	0	0	0	0	0	0	0	0	0	0	0	0	0	0

	AGE GROUPS														
	TOTAL	<1	1-4	5-9	10-14	15-19	20-24	25-34	35-44	45-54	55-64	65-74	75-84	85+	UNK
INDIAN RIVER	2,199	7	1	0	0	4	2	28	42	87	214	386	587	841	0
Heart Diseases	546	0	0	0	0	2	0	0	4	11	35	57	133	304	0
Cancer	563	0	0	0	0	0	0	5	6	32	75	149	171	125	0
Stroke	134	0	0	0	0	0	0	0	2	4	9	22	32	65	0
Unintentional Injury	105	1	0	0	0	0	0	9	9	12	15	8	22	29	0
Chronic Lower Resp Diseases	97	0	0	0	0	0	0	0	1	1	13	17	37	28	0
Alzheimer's Disease	92	0	0	0	0	0	0	0	0	0	2	6	20	64	0
Diabetes Mellitus	58	0	0	0	0	0	0	0	2	2	8	12	23	11	0
Suicide	29	0	0	0	0	1	1	3	3	4	8	3	3	3	0
Nephritis	30	0	0	0	0	0	0	0	1	1	2	10	7	9	0
Chronic Liver Disease/Cirrhosis	31	0	0	0	0	0	0	1	3	2	11	11	2	1	0
Hypertension	25	0	0	0	0	0	0	0	0	0	1	4	6	14	0
Influenza & Pneumonia	41	0	0	0	0	0	0	1	1	1	3	11	8	16	0
Parkinson's Disease	46	0	0	0	0	0	0	0	0	0	0	2	22	22	0
Septicemia	25	0	0	0	0	0	0	0	0	0	3	5	10	7	0
Homicide	8	0	0	0	0	1	1	5	0	0	0	1	0	0	0
Benign Neoplasms	17	0	0	0	0	0	0	0	0	0	0	2	7	8	0
Pneumonitis	9	0	0	0	0	0	0	0	0	0	1	0	3	5	0
Perinatal Period Conditions	4	4	0	0	0	0	0	0	0	0	0	0	0	0	0
Human Immunodeficiency Virus	4	0	0	0	0	0	0	0	0	0	1	2	1	0	0
Aortic Aneurysm & Dissection	8	0	0	0	0	0	0	0	0	0	1	1	3	3	0
Nutritional Deficiencies	5	0	0	0	0	0	0	0	0	0	0	1	2	2	0
Congenital Malformations	3	1	1	0	0	0	0	0	0	0	0	1	0	0	0
Med & Surg Care Complications	6	0	0	0	0	0	0	0	0	0	0	2	3	1	0
Anemias	2	0	0	0	0	0	0	0	0	0	0	1	0	1	0
Viral Hepatitis	9	0	0	0	0	0	0	0	1	3	4	1	0	0	0
All Other Natural Causes	301	1	0	0	0	0	0	4	9	14	22	56	72	123	0
All Other External Causes	1	0	0	0	0	0	0	0	0	0	0	1	0	0	0

ICD-10 codes associated with each cause of death group are presented in Appendix 3.

TABLE D-11 (Cont.): RESIDENT DEATHS FOR SELECTED CAUSES, BY AGE GROUPS, BY COUNTY, FLORIDA, 2019

	AGE GROUPS														
	TOTAL	<1	1-4	5-9	10-14	15-19	20-24	25-34	35-44	45-54	55-64	65-74	75-84	85+	UNK
JACKSON	638	8	0	0	0	1	2	10	23	37	97	146	156	158	0
Heart Diseases	148	0	0	0	0	0	0	0	4	13	24	30	42	35	0
Cancer	127	0	0	0	0	0	0	1	2	5	24	44	30	21	0
Stroke	22	0	0	0	0	0	0	0	1	1	2	7	4	7	0
Unintentional Injury	34	1	0	0	0	1	1	6	5	6	6	4	3	1	0
Chronic Lower Resp Diseases	35	0	0	0	0	0	0	0	0	1	5	13	13	3	0
Alzheimer's Disease	46	0	0	0	0	0	0	0	0	0	0	3	14	29	0
Diabetes Mellitus	23	0	0	0	0	0	0	0	1	1	1	6	9	5	0
Suicide	5	0	0	0	0	0	0	1	2	0	1	1	0	0	0
Nephritis	9	0	0	0	0	0	0	0	0	1	2	3	1	2	0
Chronic Liver Disease/Cirrhosis	7	0	0	0	0	0	0	0	0	0	7	0	0	0	0
Hypertension	7	0	0	0	0	0	0	0	0	0	1	0	3	3	0
Influenza & Pneumonia	12	0	0	0	0	0	0	0	1	0	0	4	3	4	0
Parkinson's Disease	11	0	0	0	0	0	0	0	0	0	0	1	5	5	0
Septicemia	15	0	0	0	0	0	0	0	0	1	2	5	3	4	0
Homicide	4	0	0	0	0	0	0	1	1	1	0	1	0	0	0
Benign Neoplasms	3	0	0	0	0	0	0	0	0	0	0	1	1	1	0
Pneumonitis	19	0	0	0	0	0	0	0	0	1	3	2	4	9	0
Perinatal Period Conditions	5	5	0	0	0	0	0	0	0	0	0	0	0	0	0
Human Immunodeficiency Virus	2	0	0	0	0	0	0	0	0	0	0	1	1	0	0
Aortic Aneurysm & Dissection	2	0	0	0	0	0	0	0	1	0	0	1	0	0	0
Nutritional Deficiencies	0	0	0	0	0	0	0	0	0	0	0	0	0	0	0
Congenital Malformations	3	1	0	0	0	0	0	0	0	0	0	2	0	0	0
Med & Surg Care Complications	0	0	0	0	0	0	0	0	0	0	0	0	0	0	0
Anemias	0	0	0	0	0	0	0	0	0	0	0	0	0	0	0
Viral Hepatitis	1	0	0	0	0	0	0	0	0	0	1	0	0	0	0
All Other Natural Causes	97	1	0	0	0	0	1	1	5	6	17	17	20	29	0
All Other External Causes	1	0	0	0	0	0	0	0	0	0	1	0	0	0	0

	AGE GROUPS														
	TOTAL	<1	1-4	5-9	10-14	15-19	20-24	25-34	35-44	45-54	55-64	65-74	75-84	85+	UNK
JEFFERSON	167	0	0	1	0	1	3	1	3	9	27	34	45	43	0
Heart Diseases	40	0	0	0	0	0	0	1	1	1	7	11	9	10	0
Cancer	33	0	0	0	0	0	0	0	1	2	8	7	9	6	0
Stroke	5	0	0	0	0	0	0	0	1	2	0	0	1	1	0
Unintentional Injury	9	0	0	0	0	1	2	0	0	1	2	2	0	1	0
Chronic Lower Resp Diseases	4	0	0	0	0	0	0	0	0	0	0	0	3	1	0
Alzheimer's Disease	6	0	0	0	0	0	0	0	0	0	0	1	3	2	0
Diabetes Mellitus	9	0	0	0	0	0	0	0	0	0	3	3	2	1	0
Suicide	4	0	0	0	0	0	0	0	0	1	1	0	0	2	0
Nephritis	2	0	0	0	0	0	0	0	0	0	0	0	1	1	0
Chronic Liver Disease/Cirrhosis	1	0	0	0	0	0	0	0	0	0	1	0	0	0	0
Hypertension	0	0	0	0	0	0	0	0	0	0	0	0	0	0	0
Influenza & Pneumonia	2	0	0	0	0	0	0	0	0	0	0	1	0	1	0
Parkinson's Disease	3	0	0	0	0	0	0	0	0	0	0	0	2	1	0
Septicemia	0	0	0	0	0	0	0	0	0	0	0	0	0	0	0
Homicide	0	0	0	0	0	0	0	0	0	0	0	0	0	0	0
Benign Neoplasms	0	0	0	0	0	0	0	0	0	0	0	0	0	0	0
Pneumonitis	4	0	0	0	0	0	0	0	0	1	0	0	2	1	0
Perinatal Period Conditions	0	0	0	0	0	0	0	0	0	0	0	0	0	0	0
Human Immunodeficiency Virus	1	0	0	0	0	0	0	0	0	0	0	0	1	0	0
Aortic Aneurysm & Dissection	0	0	0	0	0	0	0	0	0	0	0	0	0	0	0
Nutritional Deficiencies	0	0	0	0	0	0	0	0	0	0	0	0	0	0	0
Congenital Malformations	0	0	0	0	0	0	0	0	0	0	0	0	0	0	0
Med & Surg Care Complications	0	0	0	0	0	0	0	0	0	0	0	0	0	0	0
Anemias	0	0	0	0	0	0	0	0	0	0	0	0	0	0	0
Viral Hepatitis	0	0	0	0	0	0	0	0	0	0	0	0	0	0	0
All Other Natural Causes	44	0	0	1	0	0	1	0	0	1	5	9	12	15	0
All Other External Causes	0	0	0	0	0	0	0	0	0	0	0	0	0	0	0

ICD-10 codes associated with each cause of death group are presented in Appendix 3.

TABLE D-11 (Cont.): RESIDENT DEATHS FOR SELECTED CAUSES, BY AGE GROUPS, BY COUNTY, FLORIDA, 2019

	AGE GROUPS														
	TOTAL	<1	1-4	5-9	10-14	15-19	20-24	25-34	35-44	45-54	55-64	65-74	75-84	85+	UNK
LAFAYETTE	81	0	0	0	0	1	0	2	2	4	9	22	23	18	0
Heart Diseases	20	0	0	0	0	0	0	0	0	1	3	8	3	5	0
Cancer	8	0	0	0	0	0	0	0	0	1	0	0	5	2	0
Stroke	5	0	0	0	0	0	0	0	0	1	1	1	0	2	0
Unintentional Injury	4	0	0	0	0	1	0	1	1	0	0	0	0	1	0
Chronic Lower Resp Diseases	7	0	0	0	0	0	0	0	0	1	1	1	4	0	0
Alzheimer's Disease	2	0	0	0	0	0	0	0	0	0	0	0	1	1	0
Diabetes Mellitus	1	0	0	0	0	0	0	0	0	0	0	0	1	0	0
Suicide	0	0	0	0	0	0	0	0	0	0	0	0	0	0	0
Nephritis	4	0	0	0	0	0	0	0	0	0	1	2	0	1	0
Chronic Liver Disease/Cirrhosis	1	0	0	0	0	0	0	0	0	0	0	0	1	0	0
Hypertension	3	0	0	0	0	0	0	0	0	0	0	2	1	0	0
Influenza & Pneumonia	2	0	0	0	0	0	0	1	0	0	0	1	0	0	0
Parkinson's Disease	1	0	0	0	0	0	0	0	0	0	0	0	1	0	0
Septicemia	1	0	0	0	0	0	0	0	0	0	0	1	0	0	0
Homicide	1	0	0	0	0	0	0	0	0	0	1	0	0	0	0
Benign Neoplasms	0	0	0	0	0	0	0	0	0	0	0	0	0	0	0
Pneumonitis	1	0	0	0	0	0	0	0	0	0	0	0	0	1	0
Perinatal Period Conditions	0	0	0	0	0	0	0	0	0	0	0	0	0	0	0
Human Immunodeficiency Virus	0	0	0	0	0	0	0	0	0	0	0	0	0	0	0
Aortic Aneurysm & Dissection	0	0	0	0	0	0	0	0	0	0	0	0	0	0	0
Nutritional Deficiencies	1	0	0	0	0	0	0	0	0	0	0	1	0	0	0
Congenital Malformations	0	0	0	0	0	0	0	0	0	0	0	0	0	0	0
Med & Surg Care Complications	1	0	0	0	0	0	0	0	0	0	1	0	0	0	0
Anemias	0	0	0	0	0	0	0	0	0	0	0	0	0	0	0
Viral Hepatitis	0	0	0	0	0	0	0	0	0	0	0	0	0	0	0
All Other Natural Causes	17	0	0	0	0	0	0	0	1	0	1	4	6	5	0
All Other External Causes	1	0	0	0	0	0	0	0	0	0	0	1	0	0	0

	AGE GROUPS														
	TOTAL	<1	1-4	5-9	10-14	15-19	20-24	25-34	35-44	45-54	55-64	65-74	75-84	85+	UNK
LAKE	4,579	29	3	1	2	20	31	67	99	195	492	870	1,326	1,444	0
Heart Diseases	1,066	0	0	0	0	0	1	5	9	39	101	195	318	398	0
Cancer	1,006	0	0	1	0	1	1	2	10	33	155	287	329	187	0
Stroke	255	0	0	0	0	1	0	2	0	5	13	37	66	131	0
Unintentional Injury	369	2	2	0	2	10	19	32	32	31	37	37	70	95	0
Chronic Lower Resp Diseases	313	0	0	0	0	0	0	1	0	6	35	72	115	84	0
Alzheimer's Disease	104	0	0	0	0	0	0	0	0	0	1	6	39	58	0
Diabetes Mellitus	171	0	0	0	0	0	0	0	4	12	24	42	45	44	0
Suicide	78	0	0	0	0	1	5	7	10	15	17	6	12	5	0
Nephritis	42	0	0	0	0	0	0	0	1	3	4	7	18	9	0
Chronic Liver Disease/Cirrhosis	66	0	0	0	0	0	0	1	6	8	20	19	10	2	0
Hypertension	62	0	0	0	0	1	0	1	3	3	5	12	13	24	0
Influenza & Pneumonia	45	0	0	0	0	0	0	0	2	3	4	10	9	17	0
Parkinson's Disease	69	0	0	0	0	0	0	0	0	0	1	5	38	25	0
Septicemia	28	1	0	0	0	0	0	1	0	3	5	4	6	8	0
Homicide	10	0	0	0	0	1	0	2	3	2	1	1	0	0	0
Benign Neoplasms	25	0	0	0	0	0	1	0	0	1	2	9	7	5	0
Pneumonitis	20	0	0	0	0	0	0	0	0	0	0	2	3	15	0
Perinatal Period Conditions	15	15	0	0	0	0	0	0	0	0	0	0	0	0	0
Human Immunodeficiency Virus	3	0	0	0	0	0	0	0	0	2	1	0	0	0	0
Aortic Aneurysm & Dissection	18	0	0	0	0	0	0	0	0	2	2	3	7	4	0
Nutritional Deficiencies	16	0	0	0	0	0	0	0	0	0	0	1	8	7	0
Congenital Malformations	19	6	1	0	0	3	0	0	1	3	2	1	2	0	0
Med & Surg Care Complications	10	0	0	0	0	0	0	0	1	1	2	3	3	0	0
Anemias	10	0	0	0	0	0	0	1	0	0	1	3	1	4	0
Viral Hepatitis	9	0	0	0	0	0	0	0	0	1	3	2	2	1	0
All Other Natural Causes	744	5	0	0	0	2	3	10	16	21	56	106	205	320	0
All Other External Causes	6	0	0	0	0	0	1	2	1	1	0	0	0	1	0

ICD-10 codes associated with each cause of death group are presented in Appendix 3.

TABLE D-11 (Cont.): RESIDENT DEATHS FOR SELECTED CAUSES, BY AGE GROUPS, BY COUNTY, FLORIDA, 2019

	TOTAL	AGE GROUPS													
		<1	1-4	5-9	10-14	15-19	20-24	25-34	35-44	45-54	55-64	65-74	75-84	85+	UNK
LEE	7,535	44	7	9	5	18	36	139	178	346	827	1,474	2,021	2,431	0
Heart Diseases	1,702	1	0	2	0	0	0	4	22	58	175	323	455	662	0
Cancer	1,818	0	1	1	2	1	1	5	20	82	286	528	555	336	0
Stroke	397	0	0	0	0	0	0	1	3	8	19	58	126	182	0
Unintentional Injury	546	4	2	2	1	8	22	81	75	77	59	51	49	115	0
Chronic Lower Resp Diseases	412	0	0	0	0	0	0	0	1	4	29	103	155	120	0
Alzheimer's Disease	293	0	0	0	0	0	0	0	0	1	0	22	95	175	0
Diabetes Mellitus	233	0	0	0	0	0	1	2	3	13	31	59	72	52	0
Suicide	124	0	0	0	0	3	5	17	12	20	26	22	12	7	0
Nephritis	78	0	0	0	0	0	1	0	2	1	11	19	20	24	0
Chronic Liver Disease/Cirrhosis	135	0	0	0	0	0	0	1	14	25	47	30	10	8	0
Hypertension	119	0	0	0	0	0	0	0	2	3	12	23	33	46	0
Influenza & Pneumonia	74	1	0	0	0	0	0	1	2	3	5	14	19	29	0
Parkinson's Disease	105	0	0	0	0	0	0	0	0	0	0	13	54	38	0
Septicemia	39	0	1	1	0	0	0	0	1	2	5	7	14	8	0
Homicide	32	0	0	0	2	1	5	11	3	5	2	3	0	0	0
Benign Neoplasms	41	1	0	0	0	1	0	0	1	0	4	6	17	11	0
Pneumonitis	34	1	0	0	0	0	0	1	0	1	2	7	6	16	0
Perinatal Period Conditions	23	23	0	0	0	0	0	0	0	0	0	0	0	0	0
Human Immunodeficiency Virus	14	0	0	0	0	0	0	1	0	5	5	3	0	0	0
Aortic Aneurysm & Dissection	18	0	0	0	0	0	0	0	0	2	3	0	7	6	0
Nutritional Deficiencies	11	0	1	1	0	0	0	0	0	1	2	1	2	3	0
Congenital Malformations	19	10	1	0	0	0	0	0	0	1	4	2	0	1	0
Med & Surg Care Complications	14	0	0	0	0	0	0	0	1	0	1	7	5	0	0
Anemias	11	0	0	0	0	1	0	2	1	0	1	1	1	4	0
Viral Hepatitis	8	0	0	0	0	0	0	0	0	1	3	3	0	1	0
All Other Natural Causes	1,231	3	0	2	0	3	1	12	15	33	94	169	314	585	0
All Other External Causes	4	0	1	0	0	0	0	0	0	0	1	0	0	2	0

	TOTAL	AGE GROUPS													
		<1	1-4	5-9	10-14	15-19	20-24	25-34	35-44	45-54	55-64	65-74	75-84	85+	UNK
LEON	2,045	25	0	3	1	14	14	43	66	120	269	456	411	623	0
Heart Diseases	426	1	0	0	0	2	2	1	14	23	51	99	72	161	0
Cancer	426	0	0	0	0	0	1	0	8	26	86	149	94	62	0
Stroke	107	1	0	0	0	0	1	1	1	5	6	28	23	41	0
Unintentional Injury	112	4	0	1	0	2	3	11	13	13	16	8	18	23	0
Chronic Lower Resp Diseases	74	0	0	0	0	0	0	1	1	2	7	20	17	26	0
Alzheimer's Disease	65	0	0	0	0	0	0	0	0	0	0	8	20	37	0
Diabetes Mellitus	64	0	0	0	0	0	0	0	1	4	9	19	19	12	0
Suicide	33	0	0	0	1	2	0	8	5	2	5	7	1	2	0
Nephritis	44	0	0	0	0	0	0	0	0	2	10	9	11	12	0
Chronic Liver Disease/Cirrhosis	36	0	0	0	0	0	0	1	2	6	14	8	4	1	0
Hypertension	25	0	0	0	0	0	0	0	2	1	2	8	3	9	0
Influenza & Pneumonia	26	0	0	0	0	0	0	2	0	5	1	2	7	9	0
Parkinson's Disease	17	0	0	0	0	0	0	0	0	0	0	2	7	8	0
Septicemia	27	0	0	0	0	0	0	0	0	1	3	8	9	6	0
Homicide	20	0	0	0	0	7	2	7	1	2	0	1	0	0	0
Benign Neoplasms	9	1	0	1	0	0	0	0	0	0	1	4	1	1	0
Pneumonitis	15	0	0	0	0	0	0	0	0	0	1	3	2	9	0
Perinatal Period Conditions	9	9	0	0	0	0	0	0	0	0	0	0	0	0	0
Human Immunodeficiency Virus	9	0	0	0	0	0	0	2	1	1	3	1	1	0	0
Aortic Aneurysm & Dissection	6	0	0	0	0	0	0	0	0	3	1	1	0	1	0
Nutritional Deficiencies	9	0	0	0	0	0	0	0	1	0	3	0	1	4	0
Congenital Malformations	8	4	0	0	0	0	0	0	3	0	1	0	0	0	0
Med & Surg Care Complications	3	0	0	0	0	0	0	0	0	1	2	0	0	0	0
Anemias	5	0	0	0	0	0	0	0	1	1	0	0	0	3	0
Viral Hepatitis	1	0	0	0	0	0	0	0	0	0	1	0	0	0	0
All Other Natural Causes	466	5	0	1	0	1	4	9	10	22	46	71	101	196	0
All Other External Causes	3	0	0	0	0	0	1	0	2	0	0	0	0	0	0

ICD-10 codes associated with each cause of death group are presented in Appendix 3.

TABLE D-11 (Cont.): RESIDENT DEATHS FOR SELECTED CAUSES, BY AGE GROUPS, BY COUNTY, FLORIDA, 2019

	AGE GROUPS														
	TOTAL	<1	1-4	5-9	10-14	15-19	20-24	25-34	35-44	45-54	55-64	65-74	75-84	85+	UNK
LEVY	553	2	0	1	1	1	4	10	12	36	87	126	140	133	0
Heart Diseases	109	0	0	0	0	0	0	0	0	5	16	19	36	33	0
Cancer	140	0	0	0	0	0	0	0	3	7	34	42	34	20	0
Stroke	47	0	0	0	0	0	0	0	0	2	6	12	9	18	0
Unintentional Injury	46	0	0	1	1	1	4	9	3	3	6	6	9	3	0
Chronic Lower Resp Diseases	38	0	0	0	0	0	0	0	0	2	7	11	6	12	0
Alzheimer's Disease	10	0	0	0	0	0	0	0	0	0	0	3	0	7	0
Diabetes Mellitus	11	0	0	0	0	0	0	0	1	0	4	3	2	1	0
Suicide	3	0	0	0	0	0	0	0	1	0	0	0	2	0	0
Nephritis	8	0	0	0	0	0	0	0	0	2	1	2	3	0	0
Chronic Liver Disease/Cirrhosis	11	0	0	0	0	0	0	0	1	3	3	3	1	0	0
Hypertension	10	0	0	0	0	0	0	0	0	1	1	1	4	3	0
Influenza & Pneumonia	6	0	0	0	0	0	0	0	1	0	1	2	1	1	0
Parkinson's Disease	6	0	0	0	0	0	0	0	0	0	0	1	2	3	0
Septicemia	6	0	0	0	0	0	0	0	0	0	1	1	3	1	0
Homicide	1	0	0	0	0	0	0	1	0	0	0	0	0	0	0
Benign Neoplasms	4	0	0	0	0	0	0	0	0	0	1	0	1	2	0
Pneumonitis	2	0	0	0	0	0	0	0	0	0	0	0	1	1	0
Perinatal Period Conditions	1	1	0	0	0	0	0	0	0	0	0	0	0	0	0
Human Immunodeficiency Virus	0	0	0	0	0	0	0	0	0	0	0	0	0	0	0
Aortic Aneurysm & Dissection	0	0	0	0	0	0	0	0	0	0	0	0	0	0	0
Nutritional Deficiencies	3	0	0	0	0	0	0	0	0	0	0	0	2	1	0
Congenital Malformations	2	1	0	0	0	0	0	0	0	0	0	1	0	0	0
Med & Surg Care Complications	3	0	0	0	0	0	0	0	1	0	0	2	0	0	0
Anemias	2	0	0	0	0	0	0	0	0	0	0	1	1	0	0
Viral Hepatitis	2	0	0	0	0	0	0	0	0	0	0	2	0	0	0
All Other Natural Causes	81	0	0	0	0	0	0	0	1	10	6	14	23	27	0
All Other External Causes	1	0	0	0	0	0	0	0	0	1	0	0	0	0	0

	AGE GROUPS														
	TOTAL	<1	1-4	5-9	10-14	15-19	20-24	25-34	35-44	45-54	55-64	65-74	75-84	85+	UNK
LIBERTY	70	1	0	0	0	0	0	1	6	6	11	8	21	16	0
Heart Diseases	11	0	0	0	0	0	0	0	0	2	5	3	1	0	0
Cancer	13	0	0	0	0	0	0	0	0	1	1	2	6	3	0
Stroke	3	0	0	0	0	0	0	0	0	0	0	0	2	1	0
Unintentional Injury	7	0	0	0	0	0	0	1	3	0	2	0	0	1	0
Chronic Lower Resp Diseases	7	0	0	0	0	0	0	0	1	0	0	1	4	1	0
Alzheimer's Disease	4	0	0	0	0	0	0	0	0	0	0	0	0	4	0
Diabetes Mellitus	2	0	0	0	0	0	0	0	0	0	0	0	2	0	0
Suicide	1	0	0	0	0	0	0	0	0	0	0	0	1	0	0
Nephritis	0	0	0	0	0	0	0	0	0	0	0	0	0	0	0
Chronic Liver Disease/Cirrhosis	0	0	0	0	0	0	0	0	0	0	0	0	0	0	0
Hypertension	1	0	0	0	0	0	0	0	0	0	0	0	0	1	0
Influenza & Pneumonia	0	0	0	0	0	0	0	0	0	0	0	0	0	0	0
Parkinson's Disease	0	0	0	0	0	0	0	0	0	0	0	0	0	0	0
Septicemia	1	0	0	0	0	0	0	0	0	0	0	0	1	0	0
Homicide	1	0	0	0	0	0	0	0	1	0	0	0	0	0	0
Benign Neoplasms	0	0	0	0	0	0	0	0	0	0	0	0	0	0	0
Pneumonitis	1	0	0	0	0	0	0	0	0	0	0	0	0	1	0
Perinatal Period Conditions	0	0	0	0	0	0	0	0	0	0	0	0	0	0	0
Human Immunodeficiency Virus	1	0	0	0	0	0	0	0	0	0	1	0	0	0	0
Aortic Aneurysm & Dissection	0	0	0	0	0	0	0	0	0	0	0	0	0	0	0
Nutritional Deficiencies	0	0	0	0	0	0	0	0	0	0	0	0	0	0	0
Congenital Malformations	1	0	0	0	0	0	0	0	0	1	0	0	0	0	0
Med & Surg Care Complications	1	0	0	0	0	0	0	0	0	0	0	0	1	0	0
Anemias	0	0	0	0	0	0	0	0	0	0	0	0	0	0	0
Viral Hepatitis	0	0	0	0	0	0	0	0	0	0	0	0	0	0	0
All Other Natural Causes	15	1	0	0	0	0	0	0	1	2	2	2	3	4	0
All Other External Causes	0	0	0	0	0	0	0	0	0	0	0	0	0	0	0

ICD-10 codes associated with each cause of death group are presented in Appendix 3.

TABLE D-11 (Cont.): RESIDENT DEATHS FOR SELECTED CAUSES, BY AGE GROUPS, BY COUNTY, FLORIDA, 2019

	AGE GROUPS														
	TOTAL	<1	1-4	5-9	10-14	15-19	20-24	25-34	35-44	45-54	55-64	65-74	75-84	85+	UNK
MADISON	247	3	1	0	0	0	5	4	3	16	35	53	58	69	0
Heart Diseases	62	0	0	0	0	0	0	0	1	6	6	17	13	19	0
Cancer	42	0	0	0	0	0	0	0	0	1	9	13	12	7	0
Stroke	11	0	0	0	0	0	0	0	0	0	1	3	4	3	0
Unintentional Injury	10	0	1	0	0	0	1	1	0	1	1	1	3	1	0
Chronic Lower Resp Diseases	13	0	0	0	0	0	0	0	0	0	3	2	1	7	0
Alzheimer's Disease	2	0	0	0	0	0	0	0	0	0	0	1	0	1	0
Diabetes Mellitus	9	0	0	0	0	0	0	0	0	0	0	2	3	4	0
Suicide	6	0	0	0	0	0	2	1	0	2	1	0	0	0	0
Nephritis	13	0	0	0	0	0	0	0	0	0	1	2	8	2	0
Chronic Liver Disease/Cirrhosis	4	0	0	0	0	0	0	0	0	2	1	0	0	1	0
Hypertension	10	0	0	0	0	0	0	0	1	1	1	2	4	1	0
Influenza & Pneumonia	2	0	0	0	0	0	0	0	0	0	0	0	1	1	0
Parkinson's Disease	1	0	0	0	0	0	0	0	0	0	0	0	1	0	0
Septicemia	3	0	0	0	0	0	0	0	0	1	1	0	1	0	0
Homicide	1	0	0	0	0	0	1	0	0	0	0	0	0	0	0
Benign Neoplasms	3	0	0	0	0	0	0	0	0	0	0	1	0	2	0
Pneumonitis	4	0	0	0	0	0	0	0	0	1	0	0	1	2	0
Perinatal Period Conditions	2	2	0	0	0	0	0	0	0	0	0	0	0	0	0
Human Immunodeficiency Virus	0	0	0	0	0	0	0	0	0	0	0	0	0	0	0
Aortic Aneurysm & Dissection	0	0	0	0	0	0	0	0	0	0	0	0	0	0	0
Nutritional Deficiencies	2	0	0	0	0	0	0	0	1	0	1	0	0	0	0
Congenital Malformations	0	0	0	0	0	0	0	0	0	0	0	0	0	0	0
Med & Surg Care Complications	0	0	0	0	0	0	0	0	0	0	0	0	0	0	0
Anemias	0	0	0	0	0	0	0	0	0	0	0	0	0	0	0
Viral Hepatitis	1	0	0	0	0	0	0	0	0	0	1	0	0	0	0
All Other Natural Causes	46	1	0	0	0	0	1	2	0	1	8	9	6	18	0
All Other External Causes	0	0	0	0	0	0	0	0	0	0	0	0	0	0	0

	AGE GROUPS														
	TOTAL	<1	1-4	5-9	10-14	15-19	20-24	25-34	35-44	45-54	55-64	65-74	75-84	85+	UNK
MANATEE	4,364	18	5	2	2	8	15	73	107	232	503	852	1,080	1,467	0
Heart Diseases	1,065	0	0	1	0	0	0	3	7	53	105	215	277	404	0
Cancer	950	0	0	0	0	0	0	1	9	47	161	281	272	179	0
Stroke	227	0	0	0	0	0	0	2	0	4	16	35	58	112	0
Unintentional Injury	275	2	4	0	1	4	8	35	45	40	38	25	28	45	0
Chronic Lower Resp Diseases	244	0	0	1	0	0	0	0	0	3	25	52	78	85	0
Alzheimer's Disease	212	0	0	0	0	0	0	0	1	0	0	14	45	152	0
Diabetes Mellitus	111	0	0	0	0	0	0	2	2	9	15	31	30	22	0
Suicide	76	0	0	0	0	1	2	7	11	14	15	9	10	7	0
Nephritis	72	0	0	0	0	0	0	0	2	2	7	14	22	25	0
Chronic Liver Disease/Cirrhosis	77	0	0	0	0	0	0	1	4	18	24	22	4	4	0
Hypertension	44	0	0	0	0	0	0	0	0	4	4	6	10	20	0
Influenza & Pneumonia	71	0	0	0	0	0	0	1	1	4	5	12	13	35	0
Parkinson's Disease	59	0	0	0	0	0	0	0	0	1	1	8	24	25	0
Septicemia	50	0	0	0	0	0	0	0	2	2	9	4	19	14	0
Homicide	21	0	0	0	0	2	2	9	5	1	1	1	0	0	0
Benign Neoplasms	20	0	0	0	0	0	0	0	0	0	0	0	9	11	0
Pneumonitis	29	0	0	0	0	0	0	0	0	1	1	5	5	17	0
Perinatal Period Conditions	11	11	0	0	0	0	0	0	0	0	0	0	0	0	0
Human Immunodeficiency Virus	9	0	0	0	0	0	0	2	1	1	4	0	1	0	0
Aortic Aneurysm & Dissection	16	0	0	0	0	0	0	0	1	0	0	6	7	2	0
Nutritional Deficiencies	16	0	0	0	0	0	0	0	0	0	0	0	3	13	0
Congenital Malformations	13	3	1	0	0	0	0	0	1	0	3	1	2	2	0
Med & Surg Care Complications	8	0	0	0	0	0	0	0	0	1	1	3	1	2	0
Anemias	8	0	0	0	0	0	0	0	0	1	1	3	1	2	0
Viral Hepatitis	9	0	0	0	0	0	0	0	0	2	3	1	2	1	0
All Other Natural Causes	668	2	0	0	1	1	3	10	15	24	64	103	158	287	0
All Other External Causes	3	0	0	0	0	0	0	0	0	0	0	1	1	1	0

ICD-10 codes associated with each cause of death group are presented in Appendix 3.

TABLE D-11 (Cont.): RESIDENT DEATHS FOR SELECTED CAUSES, BY AGE GROUPS, BY COUNTY, FLORIDA, 2019

	AGE GROUPS														
	TOTAL	<1	1-4	5-9	10-14	15-19	20-24	25-34	35-44	45-54	55-64	65-74	75-84	85+	UNK
MARION	5,350	24	7	5	3	10	24	91	112	258	656	1,105	1,566	1,489	0
Heart Diseases	1,450	0	0	0	0	0	1	5	14	57	127	269	441	536	0
Cancer	1,120	0	0	0	0	0	0	3	9	48	209	319	352	180	0
Stroke	158	0	0	0	0	1	0	0	1	5	13	29	56	53	0
Unintentional Injury	423	3	2	4	0	5	7	43	37	42	45	45	79	111	0
Chronic Lower Resp Diseases	382	0	0	0	1	0	0	1	1	7	34	93	140	105	0
Alzheimer's Disease	240	0	0	0	0	0	0	0	0	0	2	23	83	132	0
Diabetes Mellitus	204	0	0	0	0	0	1	2	5	13	44	45	59	35	0
Suicide	79	0	0	0	0	3	2	17	8	3	16	13	13	4	0
Nephritis	58	0	0	0	0	0	0	0	1	1	11	10	20	15	0
Chronic Liver Disease/Cirrhosis	92	0	0	0	0	0	0	2	4	16	25	21	19	5	0
Hypertension	69	0	0	0	0	0	0	0	0	4	4	19	17	25	0
Influenza & Pneumonia	43	0	0	0	0	0	0	0	1	3	4	16	10	9	0
Parkinson's Disease	56	0	0	0	0	0	0	0	0	0	2	12	27	15	0
Septicemia	60	0	0	0	0	0	0	0	1	6	3	21	15	14	0
Homicide	42	2	2	1	0	1	9	9	3	6	5	0	2	2	0
Benign Neoplasms	39	0	1	0	0	0	0	0	0	0	6	10	13	9	0
Pneumonitis	11	0	0	0	0	0	0	0	1	0	2	1	3	4	0
Perinatal Period Conditions	5	5	0	0	0	0	0	0	0	0	0	0	0	0	0
Human Immunodeficiency Virus	18	0	0	0	0	0	0	0	1	7	7	0	1	2	0
Aortic Aneurysm & Dissection	21	0	0	0	0	0	0	0	1	0	2	8	6	4	0
Nutritional Deficiencies	14	0	0	0	0	0	0	0	0	0	2	1	4	7	0
Congenital Malformations	11	5	0	0	0	0	0	0	0	2	2	2	0	0	0
Med & Surg Care Complications	20	0	0	0	0	0	0	0	0	0	4	8	6	2	0
Anemias	9	0	0	0	0	0	0	0	0	0	2	2	5	0	0
Viral Hepatitis	14	0	0	0	0	0	0	0	0	1	7	5	0	1	0
All Other Natural Causes	705	9	2	0	2	0	2	8	22	37	78	132	195	218	0
All Other External Causes	7	0	0	0	0	0	2	1	2	0	0	1	0	1	0

	AGE GROUPS														
	TOTAL	<1	1-4	5-9	10-14	15-19	20-24	25-34	35-44	45-54	55-64	65-74	75-84	85+	UNK
MARTIN	1,964	6	2	1	3	3	13	25	30	54	183	278	545	821	0
Heart Diseases	445	0	0	0	0	0	0	0	2	10	28	58	116	231	0
Cancer	444	0	0	1	0	0	0	4	5	13	64	93	146	118	0
Stroke	148	0	0	0	0	0	1	0	0	3	7	12	38	87	0
Unintentional Injury	115	0	2	0	1	2	8	11	13	14	17	7	15	25	0
Chronic Lower Resp Diseases	113	0	0	0	0	0	0	0	0	0	5	19	32	57	0
Alzheimer's Disease	104	0	0	0	0	0	0	0	0	0	2	4	23	75	0
Diabetes Mellitus	47	0	0	0	0	0	0	0	0	1	5	13	18	10	0
Suicide	32	0	0	0	1	0	2	3	1	4	10	6	4	1	0
Nephritis	14	0	0	0	0	0	0	0	0	0	1	3	6	4	0
Chronic Liver Disease/Cirrhosis	26	0	0	0	0	0	0	1	3	1	13	2	4	2	0
Hypertension	30	0	0	0	0	0	0	0	0	0	1	3	9	17	0
Influenza & Pneumonia	19	0	0	0	0	0	0	0	0	2	1	3	6	7	0
Parkinson's Disease	30	0	0	0	0	0	0	0	0	0	0	3	20	7	0
Septicemia	23	0	0	0	0	0	0	0	1	0	1	6	8	7	0
Homicide	9	1	0	0	1	1	2	1	1	0	1	0	0	1	0
Benign Neoplasms	11	0	0	0	0	0	0	0	0	0	0	2	2	7	0
Pneumonitis	9	0	0	0	0	0	0	1	0	0	0	0	3	5	0
Perinatal Period Conditions	1	1	0	0	0	0	0	0	0	0	0	0	0	0	0
Human Immunodeficiency Virus	0	0	0	0	0	0	0	0	0	0	0	0	0	0	0
Aortic Aneurysm & Dissection	10	0	0	0	0	0	0	0	0	0	1	3	4	2	0
Nutritional Deficiencies	15	0	0	0	0	0	0	0	0	0	0	1	0	14	0
Congenital Malformations	4	2	0	0	0	0	0	0	0	0	0	1	0	1	0
Med & Surg Care Complications	7	0	0	0	0	0	0	0	0	0	1	2	0	4	0
Anemias	4	0	0	0	0	0	0	0	0	0	0	1	2	1	0
Viral Hepatitis	3	0	0	0	0	0	0	0	0	0	2	0	1	0	0
All Other Natural Causes	301	2	0	0	0	0	0	4	4	6	23	36	88	138	0
All Other External Causes	0	0	0	0	0	0	0	0	0	0	0	0	0	0	0

ICD-10 codes associated with each cause of death group are presented in Appendix 3.

TABLE D-11 (Cont.): RESIDENT DEATHS FOR SELECTED CAUSES, BY AGE GROUPS, BY COUNTY, FLORIDA, 2019

	AGE GROUPS														
	TOTAL	<1	1-4	5-9	10-14	15-19	20-24	25-34	35-44	45-54	55-64	65-74	75-84	85+	UNK
MONROE	660	1	1	0	0	0	2	16	27	42	136	149	133	153	0
Heart Diseases	135	0	0	0	0	0	0	0	4	5	29	27	28	42	0
Cancer	169	0	0	0	0	0	0	1	3	6	47	60	33	19	0
Stroke	29	0	0	0	0	0	0	0	0	0	2	6	6	15	0
Unintentional Injury	56	0	0	0	0	0	2	9	12	11	9	6	6	1	0
Chronic Lower Resp Diseases	34	0	0	0	0	0	0	0	0	0	4	9	11	10	0
Alzheimer's Disease	23	0	0	0	0	0	0	0	0	0	1	1	6	15	0
Diabetes Mellitus	14	0	0	0	0	0	0	0	0	0	5	5	2	2	0
Suicide	22	0	0	0	0	0	0	4	1	8	7	1	0	1	0
Nephritis	12	0	0	0	0	0	0	0	0	0	1	4	5	2	0
Chronic Liver Disease/Cirrhosis	14	0	0	0	0	0	0	1	0	3	5	1	4	0	0
Hypertension	5	0	0	0	0	0	0	0	0	0	0	2	0	3	0
Influenza & Pneumonia	8	0	0	0	0	0	0	0	0	0	2	4	1	1	0
Parkinson's Disease	4	0	0	0	0	0	0	0	0	0	0	0	1	3	0
Septicemia	7	0	0	0	0	0	0	0	0	0	4	1	1	1	0
Homicide	2	0	0	0	0	0	0	0	0	0	1	1	0	0	0
Benign Neoplasms	0	0	0	0	0	0	0	0	0	0	0	0	0	0	0
Pneumonitis	2	0	0	0	0	0	0	0	0	0	0	1	0	1	0
Perinatal Period Conditions	1	1	0	0	0	0	0	0	0	0	0	0	0	0	0
Human Immunodeficiency Virus	2	0	0	0	0	0	0	0	0	1	1	0	0	0	0
Aortic Aneurysm & Dissection	3	0	0	0	0	0	0	0	1	0	1	0	1	0	0
Nutritional Deficiencies	1	0	0	0	0	0	0	0	0	0	0	0	0	1	0
Congenital Malformations	0	0	0	0	0	0	0	0	0	0	0	0	0	0	0
Med & Surg Care Complications	3	0	0	0	0	0	0	0	0	0	1	1	1	0	0
Anemias	1	0	0	0	0	0	0	0	0	0	0	0	1	0	0
Viral Hepatitis	1	0	0	0	0	0	0	0	0	0	0	1	0	0	0
All Other Natural Causes	111	0	1	0	0	0	0	1	6	7	16	18	26	36	0
All Other External Causes	1	0	0	0	0	0	0	0	0	1	0	0	0	0	0

	AGE GROUPS														
	TOTAL	<1	1-4	5-9	10-14	15-19	20-24	25-34	35-44	45-54	55-64	65-74	75-84	85+	UNK
NASSAU	935	4	0	0	1	6	2	15	24	62	138	205	218	260	0
Heart Diseases	193	0	0	0	0	0	1	0	4	16	29	51	36	56	0
Cancer	235	0	0	0	0	0	0	0	2	12	48	77	64	32	0
Stroke	67	0	0	0	0	0	0	0	0	1	3	9	18	36	0
Unintentional Injury	47	0	0	0	0	3	1	8	8	12	5	5	3	2	0
Chronic Lower Resp Diseases	51	0	0	0	0	0	0	0	0	3	10	10	13	15	0
Alzheimer's Disease	20	0	0	0	0	0	0	0	0	1	0	2	6	11	0
Diabetes Mellitus	11	0	0	0	0	0	0	1	1	1	4	2	1	1	0
Suicide	17	0	0	0	1	1	0	4	3	1	3	1	3	0	0
Nephritis	25	0	0	0	0	0	0	0	0	1	4	6	7	7	0
Chronic Liver Disease/Cirrhosis	13	0	0	0	0	0	0	0	2	2	7	1	1	0	0
Hypertension	5	0	0	0	0	0	0	0	0	0	1	2	0	2	0
Influenza & Pneumonia	13	0	0	0	0	0	0	0	0	0	4	2	3	4	0
Parkinson's Disease	5	0	0	0	0	0	0	0	0	0	0	2	3	0	0
Septicemia	12	0	0	0	0	0	0	0	0	2	3	5	1	1	0
Homicide	3	0	0	0	0	1	0	1	1	0	0	0	0	0	0
Benign Neoplasms	7	0	0	0	0	0	0	0	0	0	1	1	2	3	0
Pneumonitis	6	0	0	0	0	0	0	0	0	0	0	2	3	1	0
Perinatal Period Conditions	3	3	0	0	0	0	0	0	0	0	0	0	0	0	0
Human Immunodeficiency Virus	2	0	0	0	0	0	0	0	0	1	1	0	0	0	0
Aortic Aneurysm & Dissection	4	0	0	0	0	0	0	0	0	0	2	1	0	1	0
Nutritional Deficiencies	1	0	0	0	0	0	0	0	0	0	0	1	0	0	0
Congenital Malformations	1	1	0	0	0	0	0	0	0	0	0	0	0	0	0
Med & Surg Care Complications	0	0	0	0	0	0	0	0	0	0	0	0	0	0	0
Anemias	1	0	0	0	0	0	0	0	0	0	0	0	0	1	0
Viral Hepatitis	1	0	0	0	0	0	0	0	0	1	0	0	0	0	0
All Other Natural Causes	191	0	0	0	0	1	0	0	3	8	13	25	54	87	0
All Other External Causes	1	0	0	0	0	0	0	1	0	0	0	0	0	0	0

ICD-10 codes associated with each cause of death group are presented in Appendix 3.

TABLE D-11 (Cont.): RESIDENT DEATHS FOR SELECTED CAUSES, BY AGE GROUPS, BY COUNTY, FLORIDA, 2019

	TOTAL	AGE GROUPS														UNK
		<1	1-4	5-9	10-14	15-19	20-24	25-34	35-44	45-54	55-64	65-74	75-84	85+		
OKALOOSA	1,882	14	5	5	2	5	5	39	64	97	272	355	489	530	0	
Heart Diseases	350	0	1	0	0	0	0	2	7	11	43	67	87	132	0	
Cancer	386	0	1	1	0	0	0	1	8	23	93	102	93	64	0	
Stroke	126	0	0	1	0	0	0	0	1	4	11	19	41	49	0	
Unintentional Injury	112	4	2	1	2	1	3	20	23	15	13	10	10	8	0	
Chronic Lower Resp Diseases	125	0	0	0	0	0	0	2	2	2	17	28	39	35	0	
Alzheimer's Disease	75	0	0	0	0	0	0	0	0	0	2	5	27	41	0	
Diabetes Mellitus	62	0	0	0	0	0	0	0	1	1	14	11	23	12	0	
Suicide	37	0	0	0	0	1	2	7	8	6	6	3	3	1	0	
Nephritis	54	0	0	0	0	0	0	1	1	4	4	8	15	21	0	
Chronic Liver Disease/Cirrhosis	30	0	0	0	0	0	0	0	2	7	7	7	7	0	0	
Hypertension	24	0	0	0	0	0	0	0	0	0	4	5	7	8	0	
Influenza & Pneumonia	38	1	0	0	0	0	0	0	0	4	3	6	9	15	0	
Parkinson's Disease	18	0	0	0	0	0	0	0	0	0	0	3	11	4	0	
Septicemia	31	0	0	0	0	0	0	0	1	3	2	6	12	7	0	
Homicide	12	0	1	0	0	2	0	2	4	2	1	0	0	0	0	
Benign Neoplasms	10	0	0	0	0	0	0	0	0	0	1	2	2	5	0	
Pneumonitis	15	0	0	0	0	0	0	0	0	0	1	3	7	4	0	
Perinatal Period Conditions	6	6	0	0	0	0	0	0	0	0	0	0	0	0	0	
Human Immunodeficiency Virus	0	0	0	0	0	0	0	0	0	0	0	0	0	0	0	
Aortic Aneurysm & Dissection	7	0	0	0	0	0	0	0	0	0	1	2	2	2	0	
Nutritional Deficiencies	11	0	0	0	0	0	0	0	0	0	1	2	2	6	0	
Congenital Malformations	3	1	0	1	0	0	0	1	0	0	0	0	0	0	0	
Med & Surg Care Complications	4	0	0	0	0	0	0	0	1	0	1	2	0	0	0	
Anemias	6	0	0	0	0	0	0	0	0	0	1	2	2	1	0	
Viral Hepatitis	3	0	0	0	0	0	0	0	0	1	2	0	0	0	0	
All Other Natural Causes	333	1	0	1	0	1	0	2	4	14	44	62	90	114	0	
All Other External Causes	4	1	0	0	0	0	0	1	1	0	0	0	0	1	0	

	TOTAL	AGE GROUPS														UNK
		<1	1-4	5-9	10-14	15-19	20-24	25-34	35-44	45-54	55-64	65-74	75-84	85+		
OKEECHOBEE	481	4	1	2	1	0	5	11	19	36	70	96	121	115	0	
Heart Diseases	134	0	0	0	0	0	0	0	3	3	24	26	46	32	0	
Cancer	123	0	0	0	0	0	0	1	4	14	20	34	28	22	0	
Stroke	16	0	0	0	0	0	0	0	0	0	2	6	6	2	0	
Unintentional Injury	32	1	0	0	0	0	4	9	7	3	3	2	0	3	0	
Chronic Lower Resp Diseases	20	0	0	0	0	0	0	0	0	1	2	5	4	8	0	
Alzheimer's Disease	4	0	0	0	0	0	0	0	0	0	0	1	0	3	0	
Diabetes Mellitus	13	0	0	0	0	0	0	0	0	2	1	7	3	0	0	
Suicide	8	0	0	0	1	0	1	1	1	4	0	0	0	0	0	
Nephritis	8	0	0	0	0	0	0	0	1	2	0	1	2	2	0	
Chronic Liver Disease/Cirrhosis	5	0	0	0	0	0	0	0	0	0	2	0	1	2	0	
Hypertension	2	0	0	0	0	0	0	0	0	0	0	1	1	0	0	
Influenza & Pneumonia	13	0	0	0	0	0	0	0	0	1	2	4	4	2	0	
Parkinson's Disease	3	0	0	0	0	0	0	0	0	0	0	1	1	1	0	
Septicemia	6	0	0	0	0	0	0	0	0	0	3	1	1	1	0	
Homicide	2	0	0	0	0	0	0	0	1	1	0	0	0	0	0	
Benign Neoplasms	3	0	0	0	0	0	0	0	0	0	1	0	1	1	0	
Pneumonitis	4	0	0	0	0	0	0	0	0	0	0	0	3	1	0	
Perinatal Period Conditions	1	1	0	0	0	0	0	0	0	0	0	0	0	0	0	
Human Immunodeficiency Virus	0	0	0	0	0	0	0	0	0	0	0	0	0	0	0	
Aortic Aneurysm & Dissection	3	0	0	0	0	0	0	0	0	0	0	0	2	1	0	
Nutritional Deficiencies	2	0	0	0	0	0	0	0	0	0	0	0	0	2	0	
Congenital Malformations	3	1	1	0	0	0	0	0	0	0	1	0	0	0	0	
Med & Surg Care Complications	5	1	0	0	0	0	0	0	0	1	0	0	2	1	0	
Anemias	1	0	0	0	0	0	0	0	0	0	0	0	1	0	0	
Viral Hepatitis	0	0	0	0	0	0	0	0	0	0	0	0	0	0	0	
All Other Natural Causes	70	0	0	2	0	0	0	0	2	4	9	7	15	31	0	
All Other External Causes	0	0	0	0	0	0	0	0	0	0	0	0	0	0	0	

ICD-10 codes associated with each cause of death group are presented in Appendix 3.

TABLE D-11 (Cont.): RESIDENT DEATHS FOR SELECTED CAUSES, BY AGE GROUPS, BY COUNTY, FLORIDA, 2019

	AGE GROUPS														
	TOTAL	<1	1-4	5-9	10-14	15-19	20-24	25-34	35-44	45-54	55-64	65-74	75-84	85+	UNK
ORANGE	8,420	96	12	9	17	34	89	249	343	548	1,263	1,622	1,893	2,245	0
Heart Diseases	1,859	1	0	1	1	0	1	16	49	95	267	329	454	645	0
Cancer	1,929	0	0	1	1	1	3	18	60	154	392	541	464	294	0
Stroke	617	0	0	1	0	0	0	3	5	14	43	80	165	306	0
Unintentional Injury	620	0	3	1	3	14	41	111	99	84	89	58	53	64	0
Chronic Lower Resp Diseases	365	0	0	0	0	0	1	1	0	9	46	97	123	88	0
Alzheimer's Disease	246	0	0	0	0	0	0	0	0	0	3	18	80	145	0
Diabetes Mellitus	253	0	0	0	0	1	2	4	10	20	51	67	59	39	0
Suicide	140	0	0	0	2	4	16	26	17	29	29	9	6	2	0
Nephritis	131	0	0	0	0	0	0	0	6	5	21	36	33	30	0
Chronic Liver Disease/Cirrhosis	127	0	0	0	0	0	0	4	11	15	55	27	12	3	0
Hypertension	98	0	0	0	0	0	0	1	0	2	13	21	29	32	0
Influenza & Pneumonia	119	1	0	0	0	1	0	1	1	4	16	30	22	43	0
Parkinson's Disease	100	0	0	0	0	0	0	0	0	0	5	19	41	35	0
Septicemia	130	1	0	0	0	1	0	3	3	9	26	27	34	26	0
Homicide	96	0	1	1	2	7	14	30	18	8	11	4	0	0	0
Benign Neoplasms	37	0	0	0	0	0	0	0	1	1	2	7	13	13	0
Pneumonitis	40	0	0	0	0	0	0	1	0	3	5	6	10	15	0
Perinatal Period Conditions	63	63	0	0	0	0	0	0	0	0	0	0	0	0	0
Human Immunodeficiency Virus	46	0	0	0	0	0	1	1	9	12	17	4	2	0	0
Aortic Aneurysm & Dissection	24	0	0	0	0	0	0	1	2	2	5	4	6	4	0
Nutritional Deficiencies	47	0	0	0	0	0	0	0	0	0	1	2	11	33	0
Congenital Malformations	31	14	2	1	2	1	1	1	1	2	2	2	1	1	0
Med & Surg Care Complications	14	2	0	0	0	0	0	0	0	2	2	4	2	2	0
Anemias	13	0	0	0	0	0	0	2	0	1	1	2	3	4	0
Viral Hepatitis	18	0	0	0	0	0	0	0	2	1	4	6	3	2	0
All Other Natural Causes	1,249	14	6	3	6	3	9	25	45	76	156	220	267	419	0
All Other External Causes	8	0	0	0	0	1	0	0	4	0	1	2	0	0	0

	AGE GROUPS														
	TOTAL	<1	1-4	5-9	10-14	15-19	20-24	25-34	35-44	45-54	55-64	65-74	75-84	85+	UNK
OSCEOLA	2,531	21	4	6	2	8	20	61	103	173	365	564	596	608	0
Heart Diseases	547	0	0	0	0	0	0	4	14	32	61	127	128	181	0
Cancer	638	0	2	0	1	0	1	6	21	49	153	170	156	79	0
Stroke	180	0	0	0	0	0	0	1	2	4	6	18	58	91	0
Unintentional Injury	189	0	2	1	1	4	10	26	38	30	35	11	16	15	0
Chronic Lower Resp Diseases	131	0	0	0	0	0	0	1	0	1	13	49	37	30	0
Alzheimer's Disease	66	0	0	0	0	0	0	0	0	0	0	10	18	38	0
Diabetes Mellitus	77	0	0	0	0	0	0	0	2	7	15	23	23	7	0
Suicide	52	0	0	0	0	1	6	7	6	13	9	5	5	0	0
Nephritis	56	0	0	0	0	0	0	0	1	4	8	11	18	14	0
Chronic Liver Disease/Cirrhosis	39	0	0	0	0	0	0	0	3	8	10	16	2	0	0
Hypertension	29	0	0	0	0	0	0	0	0	1	4	9	7	8	0
Influenza & Pneumonia	27	0	0	1	0	0	0	1	1	1	3	6	5	9	0
Parkinson's Disease	29	0	0	0	0	0	0	0	0	0	1	9	13	6	0
Septicemia	30	0	0	0	0	0	0	1	2	3	0	8	9	7	0
Homicide	12	0	0	0	0	0	0	6	0	2	3	0	1	0	0
Benign Neoplasms	10	0	0	1	0	0	0	0	0	0	1	0	3	5	0
Pneumonitis	12	0	0	0	0	0	0	0	0	1	1	1	6	3	0
Perinatal Period Conditions	13	13	0	0	0	0	0	0	0	0	0	0	0	0	0
Human Immunodeficiency Virus	7	0	0	0	0	0	0	0	1	1	4	1	0	0	0
Aortic Aneurysm & Dissection	7	0	0	0	0	0	0	0	0	0	0	0	7	0	0
Nutritional Deficiencies	18	0	0	0	0	0	0	0	0	0	0	1	8	9	0
Congenital Malformations	10	3	0	0	0	2	1	1	1	1	0	0	1	0	0
Med & Surg Care Complications	3	0	0	0	0	0	0	0	0	0	1	1	0	1	0
Anemias	4	0	0	0	0	0	0	0	1	1	0	0	0	2	0
Viral Hepatitis	5	0	0	0	0	0	0	0	0	0	2	2	1	0	0
All Other Natural Causes	338	5	0	3	0	1	2	6	10	14	35	85	74	103	0
All Other External Causes	2	0	0	0	0	0	0	1	0	0	0	1	0	0	0

ICD-10 codes associated with each cause of death group are presented in Appendix 3.

TABLE D-11 (Cont.): RESIDENT DEATHS FOR SELECTED CAUSES, BY AGE GROUPS, BY COUNTY, FLORIDA, 2019

	TOTAL	AGE GROUPS													
		<1	1-4	5-9	10-14	15-19	20-24	25-34	35-44	45-54	55-64	65-74	75-84	85+	UNK
PALM BEACH	14,839	69	10	6	9	35	90	316	344	602	1,415	2,235	3,540	6,168	0
Heart Diseases	3,871	1	0	0	1	2	2	5	26	93	288	482	844	2,127	0
Cancer	3,211	0	0	0	2	1	7	22	42	130	452	757	966	832	0
Stroke	1,172	0	0	0	0	0	0	2	1	20	51	128	256	714	0
Unintentional Injury	1,013	5	3	4	3	13	45	180	155	122	115	73	97	198	0
Chronic Lower Resp Diseases	724	0	0	1	0	0	0	0	1	12	47	127	232	304	0
Alzheimer's Disease	298	0	0	0	0	0	0	0	0	0	2	20	83	193	0
Diabetes Mellitus	353	0	0	0	0	0	0	1	5	28	58	89	101	71	0
Suicide	229	0	0	0	1	9	10	22	29	41	49	33	22	13	0
Nephritis	238	0	0	0	0	0	1	1	2	10	23	43	65	93	0
Chronic Liver Disease/Cirrhosis	181	0	0	0	0	0	0	4	7	25	57	51	23	14	0
Hypertension	137	0	0	0	0	0	0	1	2	4	15	26	42	47	0
Influenza & Pneumonia	178	0	0	0	0	0	2	1	4	3	17	17	42	92	0
Parkinson's Disease	251	0	0	0	0	0	0	0	0	0	6	29	93	123	0
Septicemia	159	0	0	0	0	0	0	1	3	4	13	17	52	69	0
Homicide	98	0	1	0	0	6	16	34	18	8	9	4	1	1	0
Benign Neoplasms	95	0	0	0	0	0	0	1	0	1	10	16	31	36	0
Pneumonitis	96	0	0	0	0	0	0	1	2	2	6	15	19	51	0
Perinatal Period Conditions	38	38	0	0	0	0	0	0	0	0	0	0	0	0	0
Human Immunodeficiency Virus	45	0	0	0	0	0	1	4	7	10	12	8	2	1	0
Aortic Aneurysm & Dissection	54	0	0	0	0	0	0	0	1	0	5	15	14	19	0
Nutritional Deficiencies	12	0	0	0	0	0	0	0	0	0	0	1	5	6	0
Congenital Malformations	42	14	3	0	1	0	0	1	1	1	6	2	6	7	0
Med & Surg Care Complications	38	0	0	0	0	0	0	0	2	2	6	14	6	8	0
Anemias	22	0	0	0	0	0	0	0	2	0	3	3	3	11	0
Viral Hepatitis	16	0	0	0	0	0	0	0	0	3	8	2	3	0	0
All Other Natural Causes	2,259	11	3	1	1	4	5	35	33	82	154	262	531	1,137	0
All Other External Causes	9	0	0	0	0	0	1	0	1	1	3	1	1	1	0

	TOTAL	AGE GROUPS													
		<1	1-4	5-9	10-14	15-19	20-24	25-34	35-44	45-54	55-64	65-74	75-84	85+	UNK
PASCO	6,551	26	5	3	6	15	35	130	173	372	866	1,367	1,701	1,852	0
Heart Diseases	1,435	1	0	1	0	0	0	6	20	62	172	281	375	517	0
Cancer	1,436	0	0	0	3	0	1	8	20	83	257	450	399	215	0
Stroke	311	0	0	0	0	0	0	4	4	12	22	43	89	137	0
Unintentional Injury	455	6	2	1	1	7	20	61	60	65	70	40	60	62	0
Chronic Lower Resp Diseases	512	0	0	0	0	0	0	0	1	10	60	147	173	121	0
Alzheimer's Disease	243	0	0	0	0	0	0	0	0	0	4	13	64	162	0
Diabetes Mellitus	240	0	0	0	0	0	0	2	3	21	49	53	70	42	0
Suicide	119	0	0	0	1	3	5	20	16	18	28	14	8	6	0
Nephritis	82	0	0	0	0	0	0	2	2	2	12	20	26	18	0
Chronic Liver Disease/Cirrhosis	104	0	0	0	0	0	1	1	4	17	37	25	13	6	0
Hypertension	105	0	0	0	0	0	0	0	1	6	9	14	23	52	0
Influenza & Pneumonia	86	0	0	0	0	0	1	1	3	5	5	14	27	30	0
Parkinson's Disease	77	0	0	0	0	0	0	0	0	0	2	17	32	26	0
Septicemia	91	0	0	0	1	0	1	1	3	9	18	16	24	18	0
Homicide	16	2	0	0	0	2	2	7	2	1	0	0	0	0	0
Benign Neoplasms	24	0	0	0	0	0	0	0	0	2	2	5	8	7	0
Pneumonitis	25	0	0	0	0	0	0	0	0	1	1	5	5	13	0
Perinatal Period Conditions	15	15	0	0	0	0	0	0	0	0	0	0	0	0	0
Human Immunodeficiency Virus	9	0	0	0	0	0	0	2	0	3	3	1	0	0	0
Aortic Aneurysm & Dissection	17	0	0	0	0	0	0	0	0	3	1	3	3	7	0
Nutritional Deficiencies	7	0	0	0	0	0	0	0	0	1	0	4	1	1	0
Congenital Malformations	13	1	1	1	0	1	0	0	1	1	6	1	0	0	0
Med & Surg Care Complications	10	0	0	0	0	0	0	0	1	2	1	5	1	0	0
Anemias	11	0	0	0	0	0	0	0	0	0	2	5	2	2	0
Viral Hepatitis	21	0	0	0	0	0	0	0	1	2	9	5	2	2	0
All Other Natural Causes	1,079	1	1	0	0	2	3	14	30	45	94	185	296	408	0
All Other External Causes	8	0	1	0	0	0	1	1	1	1	2	1	0	0	0

ICD-10 codes associated with each cause of death group are presented in Appendix 3.

TABLE D-11 (Cont.): RESIDENT DEATHS FOR SELECTED CAUSES, BY AGE GROUPS, BY COUNTY, FLORIDA, 2019

	AGE GROUPS														
	TOTAL	<1	1-4	5-9	10-14	15-19	20-24	25-34	35-44	45-54	55-64	65-74	75-84	85+	UNK
PINELLAS	12,179	43	10	3	6	13	51	183	311	606	1,568	2,362	2,929	4,094	0
Heart Diseases	2,616	0	0	0	1	0	0	9	39	104	310	502	626	1,025	0
Cancer	2,564	0	0	1	1	0	3	13	33	117	477	748	713	458	0
Stroke	608	0	0	0	0	2	0	2	4	17	52	84	167	280	0
Unintentional Injury	851	4	6	0	0	3	25	96	130	114	121	85	101	166	0
Chronic Lower Resp Diseases	730	0	0	0	0	0	0	2	2	12	114	170	215	215	0
Alzheimer's Disease	286	0	0	0	0	0	0	0	0	0	3	13	71	199	0
Diabetes Mellitus	329	0	0	0	0	0	0	4	8	20	56	96	83	62	0
Suicide	189	0	0	0	0	2	13	19	22	34	44	29	21	5	0
Nephritis	174	0	0	0	0	0	0	0	6	6	16	41	52	53	0
Chronic Liver Disease/Cirrhosis	185	0	0	0	0	0	0	2	10	32	66	51	20	4	0
Hypertension	152	0	0	0	0	0	0	0	0	16	19	27	32	58	0
Influenza & Pneumonia	133	0	0	0	0	0	0	1	2	5	15	26	31	53	0
Parkinson's Disease	129	0	0	0	0	0	0	0	0	0	5	23	54	47	0
Septicemia	139	0	0	0	0	0	0	0	1	5	14	28	42	49	0
Homicide	46	2	0	0	0	3	8	8	11	7	5	1	1	0	0
Benign Neoplasms	61	0	0	0	0	0	0	1	1	2	6	12	15	24	0
Pneumonitis	78	0	0	0	0	0	0	0	2	2	5	14	24	31	0
Perinatal Period Conditions	20	19	1	0	0	0	0	0	0	0	0	0	0	0	0
Human Immunodeficiency Virus	32	0	0	0	0	0	0	4	2	4	14	5	3	0	0
Aortic Aneurysm & Dissection	35	0	0	0	0	0	0	1	1	1	9	5	9	9	0
Nutritional Deficiencies	28	1	0	0	0	0	0	0	1	0	2	3	5	16	0
Congenital Malformations	21	7	2	0	1	0	0	1	0	0	2	6	0	2	0
Med & Surg Care Complications	22	0	0	0	0	0	0	0	2	0	5	6	3	6	0
Anemias	18	0	0	0	0	0	0	1	1	1	3	4	1	7	0
Viral Hepatitis	17	0	0	0	0	0	0	1	1	4	4	6	1	0	0
All Other Natural Causes	2,705	10	0	2	3	3	2	17	29	102	197	377	638	1,325	0
All Other External Causes	11	0	1	0	0	0	0	1	3	1	4	0	1	0	0

	AGE GROUPS														
	TOTAL	<1	1-4	5-9	10-14	15-19	20-24	25-34	35-44	45-54	55-64	65-74	75-84	85+	UNK
POLK	7,379	55	6	5	10	28	53	114	183	400	975	1,532	1,977	2,041	0
Heart Diseases	1,623	0	0	0	0	0	1	5	26	77	218	323	444	529	0
Cancer	1,454	0	0	0	0	0	3	11	28	81	271	418	402	240	0
Stroke	594	0	1	0	0	2	1	1	5	22	49	86	167	260	0
Unintentional Injury	409	6	4	2	5	9	22	37	48	54	58	45	61	58	0
Chronic Lower Resp Diseases	524	0	0	0	0	0	1	1	1	9	63	151	176	122	0
Alzheimer's Disease	147	0	0	0	0	0	0	0	0	0	1	14	52	80	0
Diabetes Mellitus	239	0	0	0	0	2	1	0	4	21	44	64	65	38	0
Suicide	129	0	0	0	5	6	5	23	16	15	21	22	13	3	0
Nephritis	136	0	0	0	0	0	0	1	2	7	18	24	43	41	0
Chronic Liver Disease/Cirrhosis	116	0	0	0	0	0	0	4	4	22	31	35	17	3	0
Hypertension	85	0	0	0	0	0	0	1	1	3	13	19	24	24	0
Influenza & Pneumonia	145	0	0	0	0	0	0	1	3	7	9	28	43	54	0
Parkinson's Disease	58	0	0	0	0	0	0	0	0	0	2	10	23	23	0
Septicemia	113	0	1	0	0	1	0	1	0	8	10	27	35	30	0
Homicide	42	1	0	1	0	3	9	9	6	4	4	3	1	1	0
Benign Neoplasms	44	0	0	0	0	0	0	0	0	1	4	8	18	13	0
Pneumonitis	59	0	0	0	0	0	0	0	0	2	3	5	23	26	0
Perinatal Period Conditions	31	31	0	0	0	0	0	0	0	0	0	0	0	0	0
Human Immunodeficiency Virus	16	0	0	0	0	0	0	0	3	5	3	4	1	0	0
Aortic Aneurysm & Dissection	28	0	0	0	0	0	0	0	1	5	3	3	11	5	0
Nutritional Deficiencies	21	0	0	0	0	0	0	0	0	0	1	0	6	14	0
Congenital Malformations	22	15	0	0	0	1	2	0	0	0	3	0	1	0	0
Med & Surg Care Complications	16	0	0	0	0	0	0	0	1	1	2	7	3	2	0
Anemias	14	0	0	1	0	0	0	0	1	0	6	1	1	4	0
Viral Hepatitis	16	0	0	0	0	0	0	0	3	2	6	3	2	0	0
All Other Natural Causes	1,292	2	0	0	0	4	7	19	29	53	131	231	345	471	0
All Other External Causes	6	0	0	1	0	0	1	0	1	1	1	1	0	0	0

ICD-10 codes associated with each cause of death group are presented in Appendix 3.

TABLE D-11 (Cont.): RESIDENT DEATHS FOR SELECTED CAUSES, BY AGE GROUPS, BY COUNTY, FLORIDA, 2019

	AGE GROUPS														
	TOTAL	<1	1-4	5-9	10-14	15-19	20-24	25-34	35-44	45-54	55-64	65-74	75-84	85+	UNK
PUTNAM	997	10	1	0	2	2	3	18	34	62	166	226	241	232	0
Heart Diseases	173	0	0	0	0	0	0	1	6	9	24	33	51	49	0
Cancer	214	0	0	0	0	0	0	1	0	10	46	83	44	30	0
Stroke	36	0	0	0	0	0	0	0	0	2	2	9	11	12	0
Unintentional Injury	77	0	1	0	0	2	2	10	16	12	11	5	8	10	0
Chronic Lower Resp Diseases	105	0	0	0	1	0	0	0	0	0	18	31	30	25	0
Alzheimer's Disease	15	0	0	0	0	0	0	0	0	0	1	2	2	10	0
Diabetes Mellitus	51	0	0	0	0	0	0	0	1	5	7	13	14	11	0
Suicide	12	0	0	0	0	0	0	2	0	4	1	4	0	1	0
Nephritis	16	0	0	0	0	0	0	0	0	1	1	2	6	6	0
Chronic Liver Disease/Cirrhosis	26	0	0	0	0	0	0	0	2	6	11	5	2	0	0
Hypertension	15	0	0	0	0	0	0	0	0	1	1	4	5	4	0
Influenza & Pneumonia	10	0	0	0	0	0	0	0	0	2	3	0	3	2	0
Parkinson's Disease	9	0	0	0	0	0	0	0	0	0	1	0	7	1	0
Septicemia	12	0	0	0	0	0	0	0	0	0	4	5	3	0	0
Homicide	3	0	0	0	0	0	1	0	0	1	0	1	0	0	0
Benign Neoplasms	3	0	0	0	0	0	0	0	0	0	1	1	1	0	0
Pneumonitis	7	0	0	0	0	0	0	0	0	0	1	2	2	2	0
Perinatal Period Conditions	8	7	0	0	1	0	0	0	0	0	0	0	0	0	0
Human Immunodeficiency Virus	2	0	0	0	0	0	0	0	1	1	0	0	0	0	0
Aortic Aneurysm & Dissection	2	0	0	0	0	0	0	0	0	0	0	0	1	1	0
Nutritional Deficiencies	3	0	0	0	0	0	0	0	0	1	0	0	1	1	0
Congenital Malformations	3	0	0	0	0	0	0	0	1	0	1	1	0	0	0
Med & Surg Care Complications	1	0	0	0	0	0	0	0	0	0	0	1	0	0	0
Anemias	1	0	0	0	0	0	0	0	0	0	0	0	0	1	0
Viral Hepatitis	6	0	0	0	0	0	0	0	1	1	4	0	0	0	0
All Other Natural Causes	185	2	0	0	0	0	0	4	6	6	27	24	50	66	0
All Other External Causes	2	1	0	0	0	0	0	0	0	0	1	0	0	0	0

	AGE GROUPS														
	TOTAL	<1	1-4	5-9	10-14	15-19	20-24	25-34	35-44	45-54	55-64	65-74	75-84	85+	UNK
SAINT JOHNS	2,120	10	1	2	1	7	8	26	53	85	234	427	559	707	0
Heart Diseases	421	0	0	0	0	0	1	2	3	16	38	75	101	185	0
Cancer	508	0	0	0	0	1	0	3	8	14	80	149	152	101	0
Stroke	109	0	0	0	0	0	0	2	0	2	4	20	29	52	0
Unintentional Injury	117	0	1	2	1	4	4	11	14	11	16	13	20	20	0
Chronic Lower Resp Diseases	111	0	0	0	0	0	0	0	0	0	11	20	42	38	0
Alzheimer's Disease	41	0	0	0	0	0	0	0	0	1	1	5	11	23	0
Diabetes Mellitus	41	0	0	0	0	0	0	1	0	2	11	12	11	4	0
Suicide	53	0	0	0	0	2	2	4	6	11	19	6	2	1	0
Nephritis	37	0	0	0	0	0	0	0	1	2	3	8	11	12	0
Chronic Liver Disease/Cirrhosis	35	0	0	0	0	0	0	0	3	5	13	7	5	2	0
Hypertension	22	0	0	0	0	0	0	0	0	0	3	3	8	8	0
Influenza & Pneumonia	27	0	0	0	0	0	0	0	0	0	2	4	8	13	0
Parkinson's Disease	38	0	0	0	0	0	0	0	0	1	0	9	18	10	0
Septicemia	29	0	0	0	0	0	0	0	4	1	2	9	8	5	0
Homicide	5	0	0	0	0	0	0	0	2	1	0	1	1	0	0
Benign Neoplasms	16	0	0	0	0	0	0	0	1	0	1	3	5	6	0
Pneumonitis	18	0	0	0	0	0	0	0	0	0	0	5	3	10	0
Perinatal Period Conditions	5	5	0	0	0	0	0	0	0	0	0	0	0	0	0
Human Immunodeficiency Virus	3	0	0	0	0	0	0	0	1	0	1	0	1	0	0
Aortic Aneurysm & Dissection	10	0	0	0	0	0	0	0	0	1	2	1	3	3	0
Nutritional Deficiencies	7	0	0	0	0	0	0	0	0	0	0	0	1	6	0
Congenital Malformations	8	2	0	0	0	0	0	0	0	2	0	1	2	1	0
Med & Surg Care Complications	3	0	0	0	0	0	0	0	0	0	1	2	0	0	0
Anemias	5	0	0	0	0	0	0	0	0	0	0	1	2	2	0
Viral Hepatitis	1	0	0	0	0	0	0	0	0	0	1	0	0	0	0
All Other Natural Causes	449	3	0	0	0	0	1	3	10	15	25	72	115	205	0
All Other External Causes	1	0	0	0	0	0	0	0	0	0	0	1	0	0	0

ICD-10 codes associated with each cause of death group are presented in Appendix 3.

TABLE D-11 (Cont.): RESIDENT DEATHS FOR SELECTED CAUSES, BY AGE GROUPS, BY COUNTY, FLORIDA, 2019

	AGE GROUPS														
	TOTAL	<1	1-4	5-9	10-14	15-19	20-24	25-34	35-44	45-54	55-64	65-74	75-84	85+	UNK
SAINT LUCIE	3,506	19	3	3	3	10	16	55	80	172	438	718	936	1,053	0
Heart Diseases	804	0	0	0	0	0	0	3	6	32	87	140	235	301	0
Cancer	857	0	2	1	1	0	1	3	19	45	129	263	239	154	0
Stroke	248	0	0	0	0	0	0	0	3	8	16	30	62	129	0
Unintentional Injury	179	2	0	0	1	3	6	26	30	19	22	22	25	23	0
Chronic Lower Resp Diseases	215	0	0	0	0	0	0	0	1	10	26	46	80	52	0
Alzheimer's Disease	123	0	0	0	0	0	0	0	0	1	1	12	29	80	0
Diabetes Mellitus	121	0	0	0	0	0	0	0	0	5	28	35	32	21	0
Suicide	47	0	0	0	0	2	3	3	4	11	10	6	3	5	0
Nephritis	53	0	0	0	0	0	0	1	0	4	7	13	12	16	0
Chronic Liver Disease/Cirrhosis	55	0	0	0	0	0	0	1	2	4	24	17	7	0	0
Hypertension	54	0	0	0	0	0	0	0	0	0	8	7	19	20	0
Influenza & Pneumonia	43	0	0	0	0	0	0	0	0	2	1	7	11	22	0
Parkinson's Disease	32	0	0	0	0	0	0	0	0	0	1	8	12	11	0
Septicemia	70	1	0	0	0	0	0	1	1	4	9	10	23	21	0
Homicide	22	0	0	1	0	4	5	6	1	3	1	1	0	0	0
Benign Neoplasms	23	0	0	0	0	0	0	0	0	0	4	6	8	5	0
Pneumonitis	21	0	0	0	0	0	0	0	0	0	0	2	9	10	0
Perinatal Period Conditions	5	5	0	0	0	0	0	0	0	0	0	0	0	0	0
Human Immunodeficiency Virus	9	0	0	0	0	0	0	0	0	2	4	2	1	0	0
Aortic Aneurysm & Dissection	7	0	0	0	0	0	0	0	0	1	1	0	3	2	0
Nutritional Deficiencies	24	0	0	0	0	0	0	0	0	0	2	2	3	17	0
Congenital Malformations	12	5	0	0	0	0	1	0	0	3	2	0	0	1	0
Med & Surg Care Complications	8	0	0	0	0	0	0	0	0	0	2	1	3	2	0
Anemias	5	0	0	0	0	0	0	0	0	0	0	1	2	2	0
Viral Hepatitis	7	0	0	0	0	0	0	0	0	0	2	3	2	0	0
All Other Natural Causes	460	6	1	1	1	1	0	10	13	18	51	83	116	159	0
All Other External Causes	2	0	0	0	0	0	0	1	0	0	0	1	0	0	0

	AGE GROUPS														
	TOTAL	<1	1-4	5-9	10-14	15-19	20-24	25-34	35-44	45-54	55-64	65-74	75-84	85+	UNK
SANTA ROSA	1,683	15	4	0	0	6	10	28	58	92	248	358	468	396	0
Heart Diseases	298	0	1	0	0	0	1	1	7	18	49	59	66	96	0
Cancer	373	0	0	0	0	0	0	2	9	17	69	123	106	47	0
Stroke	92	0	0	0	0	0	0	0	1	2	12	14	30	33	0
Unintentional Injury	84	1	2	0	0	1	4	12	15	13	15	8	11	2	0
Chronic Lower Resp Diseases	107	0	0	0	0	0	1	0	0	4	7	33	46	16	0
Alzheimer's Disease	69	0	0	0	0	0	0	0	0	0	2	4	30	33	0
Diabetes Mellitus	48	0	0	0	0	0	0	2	2	7	4	12	9	12	0
Suicide	35	0	0	0	0	2	1	5	8	8	8	2	1	0	0
Nephritis	35	0	0	0	0	1	0	0	0	1	5	7	14	7	0
Chronic Liver Disease/Cirrhosis	28	0	0	0	0	0	0	0	1	7	14	5	1	0	0
Hypertension	16	0	0	0	0	0	0	0	0	3	4	3	4	2	0
Influenza & Pneumonia	25	0	0	0	0	0	0	0	1	1	4	6	5	8	0
Parkinson's Disease	22	0	0	0	0	0	0	0	0	0	1	5	6	10	0
Septicemia	33	0	0	0	0	0	0	0	2	1	2	12	11	5	0
Homicide	8	0	0	0	0	0	2	3	2	0	1	0	0	0	0
Benign Neoplasms	23	0	0	0	0	0	0	0	0	0	1	7	9	6	0
Pneumonitis	15	0	0	0	0	0	0	0	0	0	1	2	5	7	0
Perinatal Period Conditions	3	2	0	0	0	1	0	0	0	0	0	0	0	0	0
Human Immunodeficiency Virus	3	0	0	0	0	0	0	0	1	0	2	0	0	0	0
Aortic Aneurysm & Dissection	6	0	0	0	0	0	0	0	0	0	0	3	2	1	0
Nutritional Deficiencies	5	0	0	0	0	0	0	0	0	1	0	0	1	3	0
Congenital Malformations	13	10	0	0	0	0	0	1	2	0	0	0	0	0	0
Med & Surg Care Complications	6	0	1	0	0	0	0	0	0	0	1	2	1	1	0
Anemias	1	0	0	0	0	0	0	0	0	0	1	0	0	0	0
Viral Hepatitis	3	0	0	0	0	0	0	0	1	0	2	0	0	0	0
All Other Natural Causes	331	1	0	0	0	1	1	2	6	9	43	51	110	107	0
All Other External Causes	1	1	0	0	0	0	0	0	0	0	0	0	0	0	0

ICD-10 codes associated with each cause of death group are presented in Appendix 3.

TABLE D-11 (Cont.): RESIDENT DEATHS FOR SELECTED CAUSES, BY AGE GROUPS, BY COUNTY, FLORIDA, 2019

	TOTAL	AGE GROUPS														UNK
		<1	1-4	5-9	10-14	15-19	20-24	25-34	35-44	45-54	55-64	65-74	75-84	85+		
SARASOTA	5,986	13	6	1	2	7	19	65	106	178	529	999	1,559	2,502	0	
Heart Diseases	1,270	0	0	0	0	0	0	7	11	32	109	179	300	632	0	
Cancer	1,433	1	2	0	0	0	1	6	14	36	168	390	459	356	0	
Stroke	331	0	0	0	0	0	0	0	1	9	19	24	88	190	0	
Unintentional Injury	287	0	1	1	0	6	10	26	36	31	31	28	43	74	0	
Chronic Lower Resp Diseases	301	0	0	0	1	0	0	0	1	4	26	65	99	105	0	
Alzheimer's Disease	314	0	0	0	0	0	0	0	0	0	3	12	83	216	0	
Diabetes Mellitus	102	0	0	0	0	0	0	2	2	3	10	23	34	28	0	
Suicide	86	0	0	0	1	0	2	11	11	14	20	14	6	7	0	
Nephritis	90	0	0	0	0	0	0	1	2	2	3	12	25	45	0	
Chronic Liver Disease/Cirrhosis	80	0	0	0	0	0	0	0	7	12	23	23	9	6	0	
Hypertension	54	0	0	0	0	0	0	0	0	2	2	10	12	28	0	
Influenza & Pneumonia	115	0	0	0	0	0	0	0	1	4	4	17	27	62	0	
Parkinson's Disease	96	0	0	0	0	0	0	0	0	0	0	19	38	39	0	
Septicemia	85	0	0	0	0	0	0	0	0	0	12	14	23	36	0	
Homicide	11	0	1	0	0	1	2	1	0	1	2	2	1	0	0	
Benign Neoplasms	39	0	0	0	0	0	0	0	0	0	6	4	13	16	0	
Pneumonitis	50	0	0	0	0	0	0	0	0	0	3	3	12	32	0	
Perinatal Period Conditions	8	8	0	0	0	0	0	0	0	0	0	0	0	0	0	
Human Immunodeficiency Virus	9	0	0	0	0	0	0	0	1	1	1	2	3	1	0	
Aortic Aneurysm & Dissection	29	0	0	0	0	0	0	0	0	1	0	3	7	18	0	
Nutritional Deficiencies	14	0	0	0	0	0	0	0	0	0	1	1	3	9	0	
Congenital Malformations	14	3	1	0	0	0	1	1	1	0	2	5	0	0	0	
Med & Surg Care Complications	11	0	0	0	0	0	0	0	0	0	1	3	5	2	0	
Anemias	11	0	0	0	0	0	0	0	0	0	1	2	3	5	0	
Viral Hepatitis	5	0	0	0	0	0	0	2	0	2	0	1	0	0	0	
All Other Natural Causes	1,139	1	1	0	0	0	3	8	18	24	81	143	265	595	0	
All Other External Causes	2	0	0	0	0	0	0	0	0	0	1	0	1	0	0	

	TOTAL	AGE GROUPS														UNK
		<1	1-4	5-9	10-14	15-19	20-24	25-34	35-44	45-54	55-64	65-74	75-84	85+		
SEMINOLE	3,533	32	6	1	4	6	24	94	113	187	418	631	844	1,173	0	
Heart Diseases	721	0	0	0	0	0	0	4	11	24	64	115	180	323	0	
Cancer	798	0	0	0	1	0	1	10	17	51	136	226	205	151	0	
Stroke	338	0	0	0	0	0	0	2	3	6	11	36	79	201	0	
Unintentional Injury	263	3	5	1	1	3	12	37	31	28	26	16	32	68	0	
Chronic Lower Resp Diseases	179	0	0	0	0	0	0	0	0	3	28	47	46	55	0	
Alzheimer's Disease	109	0	0	0	0	0	0	0	0	0	3	12	38	56	0	
Diabetes Mellitus	108	0	0	0	0	0	0	1	4	8	20	24	31	20	0	
Suicide	53	0	0	0	0	1	2	11	8	10	11	3	6	1	0	
Nephritis	59	0	0	0	0	0	0	3	1	3	11	10	21	10	0	
Chronic Liver Disease/Cirrhosis	65	0	0	0	0	0	0	3	5	9	24	13	10	1	0	
Hypertension	56	0	0	0	0	0	0	0	3	2	5	13	14	19	0	
Influenza & Pneumonia	29	0	0	0	0	0	0	0	2	1	3	5	9	9	0	
Parkinson's Disease	65	0	0	0	0	0	0	0	0	0	0	10	31	24	0	
Septicemia	45	1	0	0	0	0	0	1	0	4	5	12	11	11	0	
Homicide	16	0	0	0	0	1	3	7	2	1	2	0	0	0	0	
Benign Neoplasms	24	0	0	0	0	0	0	1	2	0	1	2	8	10	0	
Pneumonitis	15	0	0	0	0	0	0	0	1	2	0	2	5	5	0	
Perinatal Period Conditions	15	15	0	0	0	0	0	0	0	0	0	0	0	0	0	
Human Immunodeficiency Virus	10	0	0	0	0	0	0	1	3	4	2	0	0	0	0	
Aortic Aneurysm & Dissection	7	0	0	0	0	0	0	0	1	0	2	2	1	1	0	
Nutritional Deficiencies	27	0	0	0	0	0	0	0	0	0	2	0	5	20	0	
Congenital Malformations	17	9	0	0	1	0	0	0	0	2	0	4	0	1	0	
Med & Surg Care Complications	5	0	0	0	0	0	0	1	0	0	0	1	3	0	0	
Anemias	11	0	0	0	1	0	0	0	1	0	2	2	2	3	0	
Viral Hepatitis	8	0	0	0	0	0	0	0	0	3	3	1	1	0	0	
All Other Natural Causes	483	4	1	0	0	0	6	11	18	25	55	74	105	184	0	
All Other External Causes	7	0	0	0	0	1	0	1	0	1	2	1	1	0	0	

ICD-10 codes associated with each cause of death group are presented in Appendix 3.

TABLE D-11 (Cont.): RESIDENT DEATHS FOR SELECTED CAUSES, BY AGE GROUPS, BY COUNTY, FLORIDA, 2019

	AGE GROUPS														
	TOTAL	<1	1-4	5-9	10-14	15-19	20-24	25-34	35-44	45-54	55-64	65-74	75-84	85+	UNK
SUMTER	2,084	8	0	1	1	3	4	15	14	49	130	462	742	655	0
Heart Diseases	490	0	0	0	0	0	0	2	1	10	34	93	173	177	0
Cancer	475	0	0	0	0	0	0	0	1	11	32	149	189	93	0
Stroke	121	0	0	0	0	0	0	0	0	1	6	25	37	52	0
Unintentional Injury	153	1	0	1	0	1	1	5	7	5	3	26	47	56	0
Chronic Lower Resp Diseases	113	0	0	0	0	0	0	0	0	0	10	29	44	30	0
Alzheimer's Disease	49	0	0	0	0	0	0	0	0	0	1	9	17	22	0
Diabetes Mellitus	72	0	0	0	0	0	0	1	0	2	5	21	26	17	0
Suicide	35	0	0	0	0	1	1	3	1	4	7	9	5	4	0
Nephritis	23	0	0	0	0	0	0	1	0	0	0	5	11	6	0
Chronic Liver Disease/Cirrhosis	25	0	0	0	0	0	0	0	0	4	4	9	6	2	0
Hypertension	23	0	0	0	0	0	0	0	0	0	1	9	10	3	0
Influenza & Pneumonia	21	0	0	0	0	0	0	0	0	1	0	4	5	11	0
Parkinson's Disease	39	0	0	0	0	0	0	0	0	0	0	5	19	15	0
Septicemia	15	0	0	0	0	0	0	0	0	0	3	2	5	5	0
Homicide	5	0	0	0	0	1	0	1	1	1	0	1	0	0	0
Benign Neoplasms	21	0	0	0	0	0	0	0	0	1	0	4	9	7	0
Pneumonitis	6	0	0	0	0	0	0	0	0	0	0	1	2	3	0
Perinatal Period Conditions	3	3	0	0	0	0	0	0	0	0	0	0	0	0	0
Human Immunodeficiency Virus	0	0	0	0	0	0	0	0	0	0	0	0	0	0	0
Aortic Aneurysm & Dissection	5	0	0	0	0	0	0	0	0	0	0	0	4	1	0
Nutritional Deficiencies	4	0	0	0	0	0	0	0	0	0	0	0	2	2	0
Congenital Malformations	4	1	0	0	0	0	0	0	0	0	1	0	2	0	0
Med & Surg Care Complications	4	0	0	0	0	0	0	0	0	0	0	1	1	2	0
Anemias	8	0	0	0	0	0	0	0	1	0	1	0	4	2	0
Viral Hepatitis	4	0	0	0	0	0	0	0	0	0	2	0	1	1	0
All Other Natural Causes	363	3	0	0	1	0	2	2	2	9	19	58	123	144	0
All Other External Causes	3	0	0	0	0	0	0	0	0	0	1	2	0	0	0

	AGE GROUPS														
	TOTAL	<1	1-4	5-9	10-14	15-19	20-24	25-34	35-44	45-54	55-64	65-74	75-84	85+	UNK
SUWANNEE	580	2	2	1	0	0	3	13	13	35	89	109	167	146	0
Heart Diseases	131	0	0	0	0	0	0	0	1	5	18	21	34	52	0
Cancer	119	0	0	0	0	0	1	0	1	10	27	26	41	13	0
Stroke	31	0	0	0	0	0	0	0	0	1	3	7	10	10	0
Unintentional Injury	32	0	2	1	0	0	1	6	5	2	2	5	6	2	0
Chronic Lower Resp Diseases	45	0	0	0	0	0	0	0	0	1	7	7	19	11	0
Alzheimer's Disease	13	0	0	0	0	0	0	0	0	0	0	1	6	6	0
Diabetes Mellitus	13	0	0	0	0	0	0	0	2	1	2	2	4	2	0
Suicide	12	0	0	0	0	0	0	3	0	4	2	1	2	0	0
Nephritis	8	0	0	0	0	0	0	0	0	0	1	2	3	2	0
Chronic Liver Disease/Cirrhosis	11	0	0	0	0	0	0	0	1	1	3	1	4	1	0
Hypertension	12	0	0	0	0	0	0	0	0	1	3	2	4	2	0
Influenza & Pneumonia	8	0	0	0	0	0	0	0	0	0	1	3	3	1	0
Parkinson's Disease	6	0	0	0	0	0	0	0	0	0	0	1	3	2	0
Septicemia	10	0	0	0	0	0	0	0	0	1	4	2	2	1	0
Homicide	3	0	0	0	0	0	0	1	1	0	1	0	0	0	0
Benign Neoplasms	7	0	0	0	0	0	0	0	0	0	0	3	2	2	0
Pneumonitis	0	0	0	0	0	0	0	0	0	0	0	0	0	0	0
Perinatal Period Conditions	1	1	0	0	0	0	0	0	0	0	0	0	0	0	0
Human Immunodeficiency Virus	1	0	0	0	0	0	0	0	1	0	0	0	0	0	0
Aortic Aneurysm & Dissection	1	0	0	0	0	0	0	0	0	0	0	0	0	1	0
Nutritional Deficiencies	2	0	0	0	0	0	0	0	0	0	0	1	0	1	0
Congenital Malformations	0	0	0	0	0	0	0	0	0	0	0	0	0	0	0
Med & Surg Care Complications	0	0	0	0	0	0	0	0	0	0	0	0	0	0	0
Anemias	2	0	0	0	0	0	0	0	0	0	0	1	0	1	0
Viral Hepatitis	1	0	0	0	0	0	0	0	0	1	0	0	0	0	0
All Other Natural Causes	111	1	0	0	0	0	1	3	1	7	15	23	24	36	0
All Other External Causes	0	0	0	0	0	0	0	0	0	0	0	0	0	0	0

ICD-10 codes associated with each cause of death group are presented in Appendix 3.

TABLE D-11 (Cont.): RESIDENT DEATHS FOR SELECTED CAUSES, BY AGE GROUPS, BY COUNTY, FLORIDA, 2019

	AGE GROUPS														
	TOTAL	<1	1-4	5-9	10-14	15-19	20-24	25-34	35-44	45-54	55-64	65-74	75-84	85+	UNK
TAYLOR	262	2	2	0	0	0	0	7	10	15	41	66	65	54	0
Heart Diseases	52	0	0	0	0	0	0	0	0	3	8	15	13	13	0
Cancer	47	0	0	0	0	0	0	0	2	3	7	18	13	4	0
Stroke	16	0	0	0	0	0	0	0	0	2	3	2	3	6	0
Unintentional Injury	21	0	2	0	0	0	0	6	3	2	2	0	4	2	0
Chronic Lower Resp Diseases	20	0	0	0	0	0	0	0	0	1	6	7	3	3	0
Alzheimer's Disease	2	0	0	0	0	0	0	0	0	0	0	0	0	2	0
Diabetes Mellitus	16	0	0	0	0	0	0	0	0	0	1	9	4	2	0
Suicide	2	0	0	0	0	0	0	0	1	0	1	0	0	0	0
Nephritis	12	0	0	0	0	0	0	0	0	0	3	1	6	2	0
Chronic Liver Disease/Cirrhosis	5	0	0	0	0	0	0	0	0	0	1	3	0	1	0
Hypertension	3	0	0	0	0	0	0	0	0	0	1	1	1	0	0
Influenza & Pneumonia	1	0	0	0	0	0	0	0	0	0	0	1	0	0	0
Parkinson's Disease	2	0	0	0	0	0	0	0	0	0	1	0	0	1	0
Septicemia	8	0	0	0	0	0	0	0	1	0	0	0	5	2	0
Homicide	1	0	0	0	0	0	0	1	0	0	0	0	0	0	0
Benign Neoplasms	1	0	0	0	0	0	0	0	0	0	0	0	1	0	0
Pneumonitis	0	0	0	0	0	0	0	0	0	0	0	0	0	0	0
Perinatal Period Conditions	2	2	0	0	0	0	0	0	0	0	0	0	0	0	0
Human Immunodeficiency Virus	1	0	0	0	0	0	0	0	0	1	0	0	0	0	0
Aortic Aneurysm & Dissection	1	0	0	0	0	0	0	0	0	0	0	0	0	1	0
Nutritional Deficiencies	1	0	0	0	0	0	0	0	1	0	0	0	0	0	0
Congenital Malformations	0	0	0	0	0	0	0	0	0	0	0	0	0	0	0
Med & Surg Care Complications	0	0	0	0	0	0	0	0	0	0	0	0	0	0	0
Anemias	0	0	0	0	0	0	0	0	0	0	0	0	0	0	0
Viral Hepatitis	0	0	0	0	0	0	0	0	0	0	0	0	0	0	0
All Other Natural Causes	48	0	0	0	0	0	0	0	2	3	7	9	12	15	0
All Other External Causes	0	0	0	0	0	0	0	0	0	0	0	0	0	0	0

	AGE GROUPS														
	TOTAL	<1	1-4	5-9	10-14	15-19	20-24	25-34	35-44	45-54	55-64	65-74	75-84	85+	UNK
UNION	251	3	0	0	0	0	2	8	7	24	51	76	56	24	0
Heart Diseases	54	0	0	0	0	0	0	1	0	5	9	17	14	8	0
Cancer	78	0	0	0	0	0	1	1	3	8	18	29	15	3	0
Stroke	8	0	0	0	0	0	0	0	0	0	2	1	2	3	0
Unintentional Injury	13	0	0	0	0	0	1	5	2	2	1	1	0	1	0
Chronic Lower Resp Diseases	10	0	0	0	0	0	0	0	0	0	1	3	5	1	0
Alzheimer's Disease	2	0	0	0	0	0	0	0	0	0	0	0	1	1	0
Diabetes Mellitus	6	0	0	0	0	0	0	0	0	1	3	1	1	0	0
Suicide	1	0	0	0	0	0	0	0	0	1	0	0	0	0	0
Nephritis	6	0	0	0	0	0	0	0	0	0	1	0	3	2	0
Chronic Liver Disease/Cirrhosis	4	0	0	0	0	0	0	0	0	1	2	0	1	0	0
Hypertension	2	0	0	0	0	0	0	0	0	0	1	0	1	0	0
Influenza & Pneumonia	4	0	0	0	0	0	0	0	0	0	1	2	1	0	0
Parkinson's Disease	0	0	0	0	0	0	0	0	0	0	0	0	0	0	0
Septicemia	2	0	0	0	0	0	0	0	0	0	1	1	0	0	0
Homicide	0	0	0	0	0	0	0	0	0	0	0	0	0	0	0
Benign Neoplasms	1	0	0	0	0	0	0	0	0	0	0	1	0	0	0
Pneumonitis	0	0	0	0	0	0	0	0	0	0	0	0	0	0	0
Perinatal Period Conditions	1	1	0	0	0	0	0	0	0	0	0	0	0	0	0
Human Immunodeficiency Virus	1	0	0	0	0	0	0	0	0	1	0	0	0	0	0
Aortic Aneurysm & Dissection	1	0	0	0	0	0	0	0	0	0	0	0	1	0	0
Nutritional Deficiencies	0	0	0	0	0	0	0	0	0	0	0	0	0	0	0
Congenital Malformations	1	1	0	0	0	0	0	0	0	0	0	0	0	0	0
Med & Surg Care Complications	2	0	0	0	0	0	0	0	0	0	0	1	1	0	0
Anemias	0	0	0	0	0	0	0	0	0	0	0	0	0	0	0
Viral Hepatitis	11	0	0	0	0	0	0	0	0	2	4	3	2	0	0
All Other Natural Causes	43	1	0	0	0	0	0	1	2	3	7	16	8	5	0
All Other External Causes	0	0	0	0	0	0	0	0	0	0	0	0	0	0	0

ICD-10 codes associated with each cause of death group are presented in Appendix 3.

TABLE D-11 (Cont.): RESIDENT DEATHS FOR SELECTED CAUSES, BY AGE GROUPS, BY COUNTY, FLORIDA, 2019

	AGE GROUPS														
	TOTAL	<1	1-4	5-9	10-14	15-19	20-24	25-34	35-44	45-54	55-64	65-74	75-84	85+	UNK
VOLUSIA	7,406	26	4	2	2	20	32	150	179	381	948	1,491	1,848	2,323	0
Heart Diseases	1,747	1	0	1	0	0	1	14	18	61	201	323	410	717	0
Cancer	1,606	0	1	0	1	1	1	8	13	83	279	475	476	268	0
Stroke	522	0	0	0	0	0	0	6	7	17	32	70	138	252	0
Unintentional Injury	445	2	2	0	0	7	20	74	67	53	68	32	51	69	0
Chronic Lower Resp Diseases	519	0	0	0	0	0	0	2	1	14	62	125	173	142	0
Alzheimer's Disease	308	0	0	0	0	0	0	0	0	0	4	13	83	208	0
Diabetes Mellitus	244	0	0	0	0	0	0	0	1	19	37	68	59	60	0
Suicide	128	0	0	0	0	5	6	12	16	24	23	23	14	5	0
Nephritis	118	1	0	0	0	0	1	0	0	3	15	12	42	44	0
Chronic Liver Disease/Cirrhosis	138	0	0	0	0	0	0	3	12	27	44	27	20	5	0
Hypertension	94	0	0	0	0	0	0	2	0	3	9	23	25	32	0
Influenza & Pneumonia	93	1	0	0	0	0	0	0	3	5	9	15	25	35	0
Parkinson's Disease	97	0	0	0	0	0	0	0	0	0	3	15	44	35	0
Septicemia	106	0	0	0	0	0	0	1	2	7	13	37	21	25	0
Homicide	35	1	0	1	0	2	3	11	3	3	7	4	0	0	0
Benign Neoplasms	26	0	0	0	0	0	0	0	2	0	0	3	10	11	0
Pneumonitis	26	0	0	0	0	0	0	0	0	0	5	4	5	12	0
Perinatal Period Conditions	8	8	0	0	0	0	0	0	0	0	0	0	0	0	0
Human Immunodeficiency Virus	24	0	0	0	0	0	0	1	3	7	6	5	2	0	0
Aortic Aneurysm & Dissection	24	0	0	0	0	0	0	0	1	1	0	6	5	11	0
Nutritional Deficiencies	12	0	0	0	0	0	0	0	0	0	0	2	1	9	0
Congenital Malformations	16	7	0	0	0	1	0	0	1	2	2	3	0	0	0
Med & Surg Care Complications	9	0	0	0	0	0	0	0	0	1	2	2	3	1	0
Anemias	19	0	0	0	0	0	0	0	1	1	2	2	4	9	0
Viral Hepatitis	17	0	0	0	0	0	0	0	3	0	5	6	1	2	0
All Other Natural Causes	1,022	5	1	0	1	4	0	16	24	49	119	196	236	371	0
All Other External Causes	3	0	0	0	0	0	0	0	1	1	1	0	0	0	0

	AGE GROUPS														
	TOTAL	<1	1-4	5-9	10-14	15-19	20-24	25-34	35-44	45-54	55-64	65-74	75-84	85+	UNK
WAKULLA	298	4	0	0	0	2	4	7	7	19	51	67	77	60	0
Heart Diseases	65	0	0	0	0	0	0	0	1	2	9	19	17	17	0
Cancer	67	0	0	0	0	0	0	1	2	3	19	13	23	6	0
Stroke	10	0	0	0	0	0	0	0	0	0	0	4	2	4	0
Unintentional Injury	24	1	0	0	0	2	4	4	4	2	1	1	1	4	0
Chronic Lower Resp Diseases	24	0	0	0	0	0	0	0	0	0	2	8	10	4	0
Alzheimer's Disease	9	0	0	0	0	0	0	0	0	0	0	1	3	5	0
Diabetes Mellitus	7	0	0	0	0	0	0	0	0	0	2	5	0	0	0
Suicide	4	0	0	0	0	0	0	0	0	2	1	1	0	0	0
Nephritis	4	0	0	0	0	0	0	0	0	0	0	1	2	1	0
Chronic Liver Disease/Cirrhosis	10	0	0	0	0	0	0	0	0	2	2	6	0	0	0
Hypertension	3	0	0	0	0	0	0	0	0	0	0	0	2	1	0
Influenza & Pneumonia	1	0	0	0	0	0	0	0	0	1	0	0	0	0	0
Parkinson's Disease	3	0	0	0	0	0	0	0	0	0	0	1	1	1	0
Septicemia	1	0	0	0	0	0	0	0	0	0	0	0	0	1	0
Homicide	2	0	0	0	0	0	0	1	0	0	1	0	0	0	0
Benign Neoplasms	0	0	0	0	0	0	0	0	0	0	0	0	0	0	0
Pneumonitis	5	0	0	0	0	0	0	0	0	1	2	0	0	2	0
Perinatal Period Conditions	1	1	0	0	0	0	0	0	0	0	0	0	0	0	0
Human Immunodeficiency Virus	0	0	0	0	0	0	0	0	0	0	0	0	0	0	0
Aortic Aneurysm & Dissection	1	0	0	0	0	0	0	0	0	0	0	1	0	0	0
Nutritional Deficiencies	0	0	0	0	0	0	0	0	0	0	0	0	0	0	0
Congenital Malformations	0	0	0	0	0	0	0	0	0	0	0	0	0	0	0
Med & Surg Care Complications	0	0	0	0	0	0	0	0	0	0	0	0	0	0	0
Anemias	0	0	0	0	0	0	0	0	0	0	0	0	0	0	0
Viral Hepatitis	4	0	0	0	0	0	0	0	0	1	2	0	1	0	0
All Other Natural Causes	53	2	0	0	0	0	0	1	0	5	10	6	15	14	0
All Other External Causes	0	0	0	0	0	0	0	0	0	0	0	0	0	0	0

ICD-10 codes associated with each cause of death group are presented in Appendix 3.

TABLE D-11 (Cont.): RESIDENT DEATHS FOR SELECTED CAUSES, BY AGE GROUPS, BY COUNTY, FLORIDA, 2019

	AGE GROUPS														UNK
	TOTAL	<1	1-4	5-9	10-14	15-19	20-24	25-34	35-44	45-54	55-64	65-74	75-84	85+	
WALTON	678	6	0	0	1	1	2	19	26	39	107	163	151	163	0
Heart Diseases	134	0	0	0	0	0	0	2	1	6	25	32	26	42	0
Cancer	151	0	0	0	0	0	0	1	4	11	30	50	32	23	0
Stroke	37	0	0	0	0	0	0	0	0	1	5	7	13	11	0
Unintentional Injury	48	1	0	0	0	0	1	10	11	3	9	6	0	7	0
Chronic Lower Resp Diseases	52	0	0	0	0	0	0	0	1	1	5	18	19	8	0
Alzheimer's Disease	19	0	0	0	0	0	0	0	0	0	1	1	6	11	0
Diabetes Mellitus	15	0	0	0	0	0	0	1	1	0	3	2	6	2	0
Suicide	14	0	0	0	0	1	1	2	1	2	2	4	0	1	0
Nephritis	15	0	0	0	0	0	0	0	0	0	1	3	9	2	0
Chronic Liver Disease/Cirrhosis	11	0	0	0	0	0	0	1	0	2	4	4	0	0	0
Hypertension	4	0	0	0	0	0	0	0	0	0	1	1	0	2	0
Influenza & Pneumonia	13	0	0	0	0	0	0	0	1	1	4	1	5	1	0
Parkinson's Disease	6	0	0	0	0	0	0	0	0	0	0	3	0	3	0
Septicemia	7	0	0	0	0	0	0	0	0	0	2	1	3	1	0
Homicide	4	0	0	0	0	0	0	2	0	1	0	0	0	1	0
Benign Neoplasms	8	0	0	0	0	0	0	0	0	2	0	1	5	0	0
Pneumonitis	1	0	0	0	0	0	0	0	0	1	0	0	0	0	0
Perinatal Period Conditions	1	1	0	0	0	0	0	0	0	0	0	0	0	0	0
Human Immunodeficiency Virus	1	0	0	0	0	0	0	0	0	0	1	0	0	0	0
Aortic Aneurysm & Dissection	1	0	0	0	0	0	0	0	0	0	0	1	0	0	0
Nutritional Deficiencies	1	0	0	0	0	0	0	0	0	0	0	0	0	1	0
Congenital Malformations	3	2	0	0	0	0	0	0	0	1	0	0	0	0	0
Med & Surg Care Complications	0	0	0	0	0	0	0	0	0	0	0	0	0	0	0
Anemias	1	0	0	0	0	0	0	0	0	0	0	0	1	0	0
Viral Hepatitis	1	0	0	0	0	0	0	0	0	0	1	0	0	0	0
All Other Natural Causes	129	1	0	0	1	0	0	0	6	7	13	28	26	47	0
All Other External Causes	1	1	0	0	0	0	0	0	0	0	0	0	0	0	0

	AGE GROUPS														UNK
	TOTAL	<1	1-4	5-9	10-14	15-19	20-24	25-34	35-44	45-54	55-64	65-74	75-84	85+	
WASHINGTON	372	5	1	0	0	2	2	8	7	31	75	83	102	56	0
Heart Diseases	79	0	0	0	0	0	0	1	2	7	16	21	22	10	0
Cancer	84	0	0	0	0	0	0	0	0	5	20	27	22	10	0
Stroke	15	0	0	0	0	0	0	0	0	0	2	5	5	3	0
Unintentional Injury	25	0	1	0	0	1	0	6	1	3	4	2	4	3	0
Chronic Lower Resp Diseases	32	0	0	0	0	0	0	0	1	2	4	13	8	4	0
Alzheimer's Disease	9	0	0	0	0	0	0	0	0	0	0	0	6	3	0
Diabetes Mellitus	16	0	0	0	0	0	1	0	1	1	3	3	6	1	0
Suicide	4	0	0	0	0	1	1	0	0	1	0	0	1	0	0
Nephritis	5	0	0	0	0	0	0	0	0	0	1	2	1	1	0
Chronic Liver Disease/Cirrhosis	5	0	0	0	0	0	0	0	0	0	5	0	0	0	0
Hypertension	3	0	0	0	0	0	0	0	0	1	1	0	1	0	0
Influenza & Pneumonia	1	0	0	0	0	0	0	0	0	0	0	0	1	0	0
Parkinson's Disease	2	0	0	0	0	0	0	0	0	0	0	0	2	0	0
Septicemia	4	0	0	0	0	0	0	0	0	1	0	2	0	1	0
Homicide	1	0	0	0	0	0	0	0	0	0	0	0	0	1	0
Benign Neoplasms	2	0	0	0	0	0	0	0	0	0	1	1	0	0	0
Pneumonitis	2	0	0	0	0	0	0	0	0	0	1	1	0	0	0
Perinatal Period Conditions	3	3	0	0	0	0	0	0	0	0	0	0	0	0	0
Human Immunodeficiency Virus	1	0	0	0	0	0	0	0	0	1	0	0	0	0	0
Aortic Aneurysm & Dissection	2	0	0	0	0	0	0	0	0	0	0	2	0	0	0
Nutritional Deficiencies	0	0	0	0	0	0	0	0	0	0	0	0	0	0	0
Congenital Malformations	1	1	0	0	0	0	0	0	0	0	0	0	0	0	0
Med & Surg Care Complications	0	0	0	0	0	0	0	0	0	0	0	0	0	0	0
Anemias	1	0	0	0	0	0	0	0	0	0	1	0	0	0	0
Viral Hepatitis	1	0	0	0	0	0	0	0	0	0	1	0	0	0	0
All Other Natural Causes	74	1	0	0	0	0	0	1	2	9	15	4	23	19	0
All Other External Causes	0	0	0	0	0	0	0	0	0	0	0	0	0	0	0

ICD-10 codes associated with each cause of death group are presented in Appendix 3.

TABLE D-12: RESIDENT DEATHS BY SELECTED CAUSES, BY RACE, BY COUNTY, FLORIDA, 2019

	ALL CAUSES	HEART DISEASE	CANCER	STROKE	UNINTENT INJURY	CLRD*	ALZ- HEIMERS	DIA- BETES	SUICIDE	NEPHRITIS
FLORIDA	206,975	47,044	45,562	13,868	13,213	12,005	6,531	6,158	3,427	3,242
ALACHUA	2,011	339	441	111	136	95	55	73	31	24
BAKER	262	49	55	14	19	15	2	10	5	9
BAY	1,873	430	372	68	122	132	115	68	35	36
BRADFORD	310	60	63	16	22	25	3	10	6	2
BREVARD	7,617	1,698	1,627	475	507	487	186	154	137	120
BROWARD	15,235	3,602	3,391	1,536	1,004	765	336	435	241	239
CALHOUN	165	37	28	10	7	18	11	7	1	8
CHARLOTTE	2,747	596	651	143	94	155	108	89	50	41
CITRUS	2,646	684	631	235	130	274	27	79	46	18
CLAY	1,938	341	405	140	137	141	27	56	43	34
COLLIER	3,596	799	881	426	262	154	112	71	45	49
COLUMBIA	830	142	193	53	52	72	10	30	20	11
MIAMI-DADE	19,922	5,112	4,320	1,715	880	893	898	704	268	292
DESOTO	352	59	81	15	27	28	8	27	5	8
DIXIE	227	30	52	7	16	21	5	9	4	1
DUVAL	8,781	1,782	1,787	557	710	445	110	249	177	192
ESCAMBIA	3,728	654	762	219	237	245	171	97	53	118
FLAGLER	1,520	335	369	119	73	92	36	46	25	19
FRANKLIN	157	35	45	8	10	8	3	2	3	4
GADSDEN	482	88	109	24	24	21	7	21	12	14
GILCHRIST	195	42	45	10	7	15	7	9	4	4
GLADES	134	25	32	8	15	6	7	5	4	1
GULF	186	42	40	11	8	17	10	6	7	1
HAMILTON	165	25	40	10	11	14	2	7	3	4
HARDEE	240	48	46	19	22	25	3	16	4	0
HENDRY	329	90	70	17	25	23	6	11	9	8
HERNANDO	2,853	651	618	112	174	241	63	109	43	26
HIGHLANDS	1,667	354	343	142	81	163	69	45	27	16
HILLSBOROUGH	10,994	2,500	2,350	476	753	592	452	307	216	168
HOLMES	313	96	59	14	10	32	11	12	2	4
INDIAN RIVER	2,199	546	563	134	105	97	92	58	29	30
JACKSON	638	148	127	22	34	35	46	23	5	9
JEFFERSON	167	40	33	5	9	4	6	9	4	2
LAFAYETTE	81	20	8	5	4	7	2	1	0	4
LAKE	4,579	1,066	1,006	255	369	313	104	171	78	42
LEE	7,535	1,702	1,818	397	546	412	293	233	124	78
LEON	2,045	426	426	107	112	74	65	64	33	44
LEVY	553	109	140	47	46	38	10	11	3	8
LIBERTY	70	11	13	3	7	7	4	2	1	0
MADISON	247	62	42	11	10	13	2	9	6	13
MANATEE	4,364	1,065	950	227	275	244	212	111	76	72
MARION	5,350	1,450	1,120	158	423	382	240	204	79	58
MARTIN	1,964	445	444	148	115	113	104	47	32	14
MONROE	660	135	169	29	56	34	23	14	22	12
NASSAU	935	193	235	67	47	51	20	11	17	25
OKALOOSA	1,882	350	386	126	112	125	75	62	37	54
OKEECHOBEE	481	134	123	16	32	20	4	13	8	8
ORANGE	8,420	1,859	1,929	617	620	365	246	253	140	131
OSCEOLA	2,531	547	638	180	189	131	66	77	52	56
PALM BEACH	14,839	3,871	3,211	1,172	1,013	724	298	353	229	238
PASCO	6,551	1,435	1,436	311	455	512	243	240	119	82
PINELLAS	12,179	2,616	2,564	608	851	730	286	329	189	174
POLK	7,379	1,623	1,454	594	409	524	147	239	129	136
PUTNAM	997	173	214	36	77	105	15	51	12	16
SAINT JOHNS	2,120	421	508	109	117	111	41	41	53	37
SAINT LUCIE	3,506	804	857	248	179	215	123	121	47	53
SANTA ROSA	1,683	298	373	92	84	107	69	48	35	35
SARASOTA	5,986	1,270	1,433	331	287	301	314	102	86	90
SEMINOLE	3,533	721	798	338	263	179	109	108	53	59
SUMTER	2,084	490	475	121	153	113	49	72	35	23
SUWANNEE	580	131	119	31	32	45	13	13	12	8
TAYLOR	262	52	47	16	21	20	2	16	2	12
UNION	251	54	78	8	13	10	2	6	1	6
VOLUSIA	7,406	1,747	1,606	522	445	519	308	244	128	118
WAKULLA	298	65	67	10	24	24	9	7	4	4
WALTON	678	134	151	37	48	52	19	15	14	15
WASHINGTON	372	79	84	15	25	32	9	16	4	5

*CLRD=Chronic Lower Respiratory Disease **CLDC=Chronic Liver Disease & Cirrhosis

ICD-10 codes associated with each cause of death group are presented in Appendix 3.

TABLE D-12 (Cont.): RESIDENT DEATHS BY SELECTED CAUSES, BY RACE, BY COUNTY, FLORIDA, 2019

	CLDC**	HYPER-TENSION	FLU/PNEUMON	PARKIN-SONS	SEPTI-CEMIA	HOMI-CIDE	BENIGN-NEOPLAS	PNEU-MONITIS	PERI-NATAL	CON-GENITAL
FLORIDA	3,186	2,737	2,703	2,666	2,527	1,331	1,185	1,156	714	583
ALACHUA	37	24	32	24	27	7	10	17	15	10
BAKER	4	7	5	7	4	1	1	1	1	0
BAY	22	29	25	10	32	10	13	9	8	6
BRADFORD	11	5	4	5	2	2	3	2	1	0
BREVARD	139	97	116	101	70	39	32	41	16	19
BROWARD	220	231	174	201	126	136	89	48	69	36
CALHOUN	4	1	2	1	2	0	2	2	1	0
CHARLOTTE	49	33	52	47	47	2	15	27	1	6
CITRUS	58	83	18	19	13	3	9	3	3	5
CLAY	37	24	17	19	38	9	9	12	6	6
COLLIER	61	29	40	56	23	9	23	9	6	11
COLUMBIA	18	8	14	10	9	3	8	8	8	3
MIAMI-DADE	232	284	270	301	200	216	133	87	80	61
DESOTO	3	6	2	4	7	4	3	2	1	2
DIXIE	7	4	3	3	2	4	1	1	0	0
DUVAL	145	149	128	78	129	143	53	56	59	27
ESCAMBIA	68	46	56	31	79	28	31	38	8	10
FLAGLER	29	23	13	25	24	3	9	12	2	6
FRANKLIN	6	2	1	1	5	1	0	1	1	0
GADSDEN	9	6	7	4	6	6	1	6	4	2
GILCHRIST	2	4	0	0	1	1	1	2	2	1
GLADES	3	2	2	3	2	0	0	0	1	0
GULF	1	1	7	1	5	1	1	0	0	0
HAMILTON	1	2	1	1	3	1	0	0	1	0
HARDEE	5	3	6	1	3	4	0	2	0	1
HENDRY	6	2	4	2	2	7	1	1	1	0
HERNANDO	38	56	22	35	18	7	18	7	4	8
HIGHLANDS	25	15	20	18	25	9	10	14	6	3
HILLSBOROUGH	135	150	164	160	196	78	50	85	77	38
HOLMES	3	3	3	3	4	0	2	2	1	1
INDIAN RIVER	31	25	41	46	25	8	17	9	4	3
JACKSON	7	7	12	11	15	4	3	19	5	3
JEFFERSON	1	0	2	3	0	0	0	4	0	0
LAFAYETTE	1	3	2	1	1	1	0	1	0	0
LAKE	66	62	45	69	28	10	25	20	15	19
LEE	135	119	74	105	39	32	41	34	23	19
LEON	36	25	26	17	27	20	9	15	9	8
LEVY	11	10	6	6	6	1	4	2	1	2
LIBERTY	0	1	0	0	1	1	0	1	0	1
MADISON	4	10	2	1	3	1	3	4	2	0
MANATEE	77	44	71	59	50	21	20	29	11	13
MARION	92	69	43	56	60	42	39	11	5	11
MARTIN	26	30	19	30	23	9	11	9	1	4
MONROE	14	5	8	4	7	2	0	2	1	0
NASSAU	13	5	13	5	12	3	7	6	3	1
OKALOOSA	30	24	38	18	31	12	10	15	6	3
OKEECHOBEE	5	2	13	3	6	2	3	4	1	3
ORANGE	127	98	119	100	130	96	37	40	63	31
OSCEOLA	39	29	27	29	30	12	10	12	13	10
PALM BEACH	181	137	178	251	159	98	95	96	38	42
PASCO	104	105	86	77	91	16	24	25	15	13
PINELLAS	185	152	133	129	139	46	61	78	20	21
POLK	116	85	145	58	113	42	44	59	31	22
PUTNAM	26	15	10	9	12	3	3	7	8	3
SAINT JOHNS	35	22	27	38	29	5	16	18	5	8
SAINT LUCIE	55	54	43	32	70	22	23	21	5	12
SANTA ROSA	28	16	25	22	33	8	23	15	3	13
SARASOTA	80	54	115	96	85	11	39	50	8	14
SEMINOLE	65	56	29	65	45	16	24	15	15	17
SUMTER	25	23	21	39	15	5	21	6	3	4
SUWANNEE	11	12	8	6	10	3	7	0	1	0
TAYLOR	5	3	1	2	8	1	1	0	2	0
UNION	4	2	4	0	2	0	1	0	1	1
VOLUSIA	138	94	93	97	106	35	26	26	8	16
WAKULLA	10	3	1	3	1	2	0	5	1	0
WALTON	11	4	13	6	7	4	8	1	1	3
WASHINGTON	5	3	1	2	4	1	2	2	3	1

*CLRD=Chronic Lower Respiratory Disease **CLDC=Chronic Liver Disease & Cirrhosis

ICD-10 codes associated with each cause of death group are presented in Appendix 3.

TABLE D-12 (Cont.): RESIDENT DEATHS FOR WHITES BY SELECTED CAUSES, BY COUNTY, FLORIDA, 2019

	ALL CAUSES	HEART DISEASE	CANCER	STROKE	UNINTENT INJURY	CLRD*	ALZ- HEIMERS	DIA- BETES	SUICIDE	NEPHRITIS
FLORIDA	178,237	40,893	39,378	11,719	11,426	11,147	6,020	4,728	3,121	2,507
ALACHUA	1,547	265	348	73	107	88	50	48	29	13
BAKER	233	42	49	11	18	15	2	9	5	8
BAY	1,663	374	327	55	115	127	109	52	35	29
BRADFORD	277	51	57	15	20	24	3	9	6	1
BREVARD	6,940	1,544	1,489	425	465	469	173	128	131	96
BROWARD	11,527	2,843	2,528	1,155	761	657	285	249	197	154
CALHOUN	151	35	24	8	5	18	11	7	1	6
CHARLOTTE	2,634	568	629	134	90	150	102	83	49	39
CITRUS	2,560	662	612	227	127	271	25	76	45	18
CLAY	1,759	315	371	128	123	134	25	46	40	32
COLLIER	3,430	776	841	404	251	149	110	65	43	46
COLUMBIA	721	121	172	41	47	69	9	27	19	8
MIAMI-DADE	15,851	4,171	3,480	1,356	666	766	813	499	230	202
DESOTO	308	54	70	14	23	25	7	19	5	6
DIXIE	214	28	51	5	15	21	5	8	4	1
DUVAL	6,232	1,241	1,267	364	546	369	88	147	144	104
ESCAMBIA	2,895	515	599	162	180	218	138	69	47	76
FLAGLER	1,338	294	324	106	64	85	32	40	23	18
FRANKLIN	145	32	43	7	9	8	2	2	3	4
GADSDEN	215	36	57	7	12	11	6	6	11	6
GILCHRIST	187	40	43	10	7	15	7	7	4	4
GLADES	120	25	30	8	9	5	6	4	4	0
GULF	164	37	34	11	4	15	10	5	7	1
HAMILTON	121	17	31	8	7	11	2	2	2	4
HARDEE	221	44	42	17	21	25	3	15	4	0
HENDRY	264	73	54	14	21	19	6	9	7	3
HERNANDO	2,732	618	595	107	168	238	59	102	43	22
HIGHLANDS	1,544	329	319	130	75	155	65	37	25	16
HILLSBOROUGH	9,038	2,073	1,916	396	624	529	406	223	194	124
HOLMES	300	91	58	13	9	30	11	11	2	4
INDIAN RIVER	2,039	514	529	121	98	92	86	49	28	24
JACKSON	499	117	94	16	28	33	39	19	5	4
JEFFERSON	112	23	23	3	9	3	5	4	4	1
LAFAYETTE	77	19	7	5	3	7	2	1	0	4
LAKE	4,159	985	907	233	330	298	98	140	75	36
LEE	7,046	1,607	1,704	368	499	400	285	202	120	72
LEON	1,458	302	302	74	79	63	57	38	31	20
LEVY	509	103	125	40	44	36	10	9	3	7
LIBERTY	60	10	11	2	5	7	4	2	1	0
MADISON	174	40	32	8	7	12	2	4	6	12
MANATEE	4,045	992	877	207	256	231	204	95	70	65
MARION	4,838	1,310	1,020	143	388	363	225	167	76	49
MARTIN	1,893	432	423	144	113	112	103	42	31	12
MONROE	620	125	157	28	52	32	23	12	20	11
NASSAU	867	180	222	61	41	50	19	9	16	20
OKALOOSA	1,688	324	349	114	95	117	70	48	33	47
OKEECHOBEE	458	127	118	16	30	20	4	11	8	7
ORANGE	6,416	1,418	1,479	470	513	324	208	163	108	93
OSCEOLA	2,181	486	534	159	166	122	60	64	47	40
PALM BEACH	12,935	3,454	2,766	1,020	895	687	280	255	204	199
PASCO	6,210	1,366	1,378	292	424	492	234	217	111	78
PINELLAS	11,001	2,353	2,316	548	770	684	272	270	179	143
POLK	6,420	1,405	1,289	505	353	489	130	197	118	106
PUTNAM	858	151	189	28	67	100	13	42	12	12
SAINT JOHNS	1,981	403	469	106	103	106	40	32	50	35
SAINT LUCIE	2,970	667	738	210	157	198	111	84	45	39
SANTA ROSA	1,586	283	351	88	76	105	66	42	33	32
SARASOTA	5,776	1,236	1,382	316	271	297	308	92	83	85
SEMINOLE	3,027	621	686	295	236	165	99	87	49	41
SUMTER	1,982	467	463	114	145	110	49	60	34	23
SUWANNEE	521	118	112	27	29	42	12	7	11	6
TAYLOR	217	44	41	12	19	19	1	12	1	7
UNION	201	43	60	7	12	9	2	4	1	5
VOLUSIA	6,756	1,595	1,478	467	408	499	294	211	124	105
WAKULLA	271	59	64	10	19	21	9	7	4	3
WALTON	642	126	142	34	44	51	19	15	14	14
WASHINGTON	331	70	73	14	23	32	7	11	4	5

*CLRD=Chronic Lower Respiratory Disease **CLDC=Chronic Liver Disease & Cirrhosis

ICD-10 codes associated with each cause of death group are presented in Appendix 3.

TABLE D-12 (Cont.): RESIDENT DEATHS FOR WHITES BY SELECTED CAUSES, BY COUNTY, FLORIDA, 2019

	CLDC**	HYPER-TENSION	FLU/PNEUMON	PARKIN-SONS	SEPTI-CEMIA	HOMI-CIDE	BENIGN NEOPLAS	PNEU-MONITIS	PERI-NATAL	CON-GENITAL
FLORIDA	2,925	2,164	2,343	2,482	2,080	574	1,038	1,010	340	443
ALACHUA	33	16	27	22	20	4	8	13	2	9
BAKER	3	6	3	7	4	0	1	1	1	0
BAY	20	27	19	10	27	8	11	7	6	3
BRADFORD	10	5	4	5	1	1	3	2	1	0
BREVARD	134	89	111	94	59	20	30	37	7	15
BROWARD	195	156	135	175	90	47	67	38	20	14
CALHOUN	4	1	2	1	2	0	2	2	1	0
CHARLOTTE	48	29	52	46	47	2	15	26	0	5
CITRUS	57	80	18	19	12	3	9	3	1	5
CLAY	37	19	16	17	32	5	8	11	4	6
COLLIER	60	26	39	56	22	6	21	8	2	11
COLUMBIA	17	6	12	10	7	1	7	7	4	3
MIAMI-DADE	203	182	222	269	137	77	112	71	45	41
DESOTO	3	4	2	4	6	2	3	2	1	1
DIXIE	6	4	3	3	2	2	1	0	0	0
DUVAL	126	86	91	70	85	36	36	48	18	17
ESCAMBIA	62	28	46	27	58	9	22	28	7	8
FLAGLER	27	19	11	25	19	1	8	9	1	5
FRANKLIN	6	2	1	1	4	0	0	1	0	0
GADSDEN	5	2	4	2	2	1	1	4	1	0
GILCHRIST	2	4	0	0	1	1	1	2	1	1
GLADES	3	2	1	3	2	0	0	0	1	0
GULF	1	1	7	0	4	1	1	0	0	0
HAMILTON	1	1	0	1	2	0	0	0	1	0
HARDEE	5	3	5	1	3	2	0	1	0	1
HENDRY	5	2	4	2	1	5	1	1	0	0
HERNANDO	37	53	19	34	18	7	17	6	2	7
HIGHLANDS	24	12	18	18	23	6	9	13	4	3
HILLSBOROUGH	120	113	132	144	168	29	44	65	39	29
HOLMES	3	3	3	3	4	0	2	2	1	1
INDIAN RIVER	28	22	36	45	23	5	17	8	1	2
JACKSON	6	6	9	8	10	1	2	14	3	3
JEFFERSON	1	0	1	2	0	0	0	2	0	0
LAFAYETTE	1	3	2	1	1	1	0	1	0	0
LAKE	57	49	39	67	22	9	23	20	10	17
LEE	132	110	69	101	34	19	40	33	14	18
LEON	30	14	19	14	19	0	7	12	1	4
LEVY	11	9	6	6	5	1	3	2	1	2
LIBERTY	0	1	0	0	1	1	0	0	0	0
MADISON	4	6	2	1	2	0	2	3	1	0
MANATEE	75	42	65	57	43	13	20	26	9	11
MARION	91	58	38	53	50	28	31	9	4	6
MARTIN	26	28	19	30	23	6	11	8	0	4
MONROE	13	5	8	4	7	2	0	2	1	0
NASSAU	13	4	10	5	9	2	7	6	3	1
OKALOOSA	28	22	33	17	27	4	9	14	5	3
OKEECHOBEE	5	2	12	3	5	2	3	4	0	3
ORANGE	101	67	88	85	95	39	30	31	31	16
OSCEOLA	36	23	25	27	22	7	8	11	8	7
PALM BEACH	164	108	153	235	134	35	81	84	11	34
PASCO	98	100	82	75	89	11	22	25	8	13
PINELLAS	170	129	125	122	129	24	58	77	8	17
POLK	108	66	122	56	98	17	42	54	18	18
PUTNAM	22	10	8	8	7	2	3	5	3	2
SAINT JOHNS	33	20	27	37	25	5	15	18	2	7
SAINT LUCIE	49	45	40	32	56	13	22	20	3	10
SANTA ROSA	27	14	24	20	31	5	22	14	3	12
SARASOTA	77	49	112	95	79	7	39	50	5	14
SEMINOLE	59	42	28	61	34	8	20	13	7	12
SUMTER	24	22	20	38	15	1	21	6	1	3
SUWANNEE	10	11	8	5	8	3	6	0	0	0
TAYLOR	5	3	1	2	7	1	0	0	0	0
UNION	4	2	4	0	1	0	1	0	1	1
VOLUSIA	128	83	86	91	95	18	24	22	2	14
WAKULLA	10	2	1	2	1	1	0	5	1	0
WALTON	10	4	12	6	7	4	8	1	1	3
WASHINGTON	4	2	1	2	4	1	1	2	3	1

*CLRD=Chronic Lower Respiratory Disease **CLDC=Chronic Liver Disease & Cirrhosis

ICD-10 codes associated with each cause of death group are presented in Appendix 3.

TABLE D-12 (Cont.): RESIDENT DEATHS FOR BLACKS BY SELECTED CAUSES, BY COUNTY, FLORIDA, 2019

	ALL CAUSES	HEART DISEASE	CANCER	STROKE	UNINTENT INJURY	CLRD*	ALZ-HEIMERS	DIA-BETES	SUICIDE	NEPHRITIS
FLORIDA	24,094	5,194	5,052	1,818	1,436	722	417	1,235	211	639
ALACHUA	417	70	81	34	24	7	5	23	1	10
BAKER	25	6	6	3	1	0	0	1	0	1
BAY	154	43	32	9	5	5	2	11	0	6
BRADFORD	29	8	3	1	2	1	0	1	0	1
BREVARD	522	123	100	40	32	15	9	19	4	18
BROWARD	3,116	633	708	319	202	89	46	162	28	73
CALHOUN	13	2	4	1	2	0	0	0	0	2
CHARLOTTE	86	23	16	6	2	4	5	4	0	2
CITRUS	49	12	12	4	2	2	0	1	1	0
CLAY	124	21	22	10	8	5	2	7	2	1
COLLIER	119	19	24	17	6	5	2	4	1	2
COLUMBIA	100	19	20	11	4	3	1	3	1	3
MIAMI-DADE	3,647	839	734	322	188	113	72	190	32	80
DESOTO	40	4	10	1	4	3	1	8	0	2
DIXIE	12	2	1	2	1	0	0	1	0	0
DUVAL	2,292	500	448	169	142	67	20	92	27	84
ESCAMBIA	725	120	137	54	44	22	33	26	5	40
FLAGLER	152	35	39	10	7	7	3	5	1	1
FRANKLIN	11	3	2	1	1	0	1	0	0	0
GADSDEN	265	52	52	17	11	10	1	15	1	8
GILCHRIST	6	1	1	0	0	0	0	2	0	0
GLADES	6	0	1	0	1	1	0	1	0	1
GULF	20	5	6	0	2	2	0	1	0	0
HAMILTON	43	8	9	2	4	3	0	5	0	0
HARDEE	17	4	4	1	1	0	0	1	0	0
HENDRY	57	15	15	3	3	4	0	2	2	5
HERNANDO	92	23	16	4	4	2	3	6	0	2
HIGHLANDS	100	18	21	10	2	6	4	8	2	0
HILLSBOROUGH	1,622	360	351	67	101	56	41	75	16	38
HOLMES	11	4	1	1	1	1	0	1	0	0
INDIAN RIVER	125	26	23	11	6	3	5	8	0	4
JACKSON	132	28	33	6	6	2	7	3	0	5
JEFFERSON	55	17	10	2	0	1	1	5	0	1
LAFAYETTE	4	1	1	0	1	0	0	0	0	0
LAKE	335	60	78	18	30	12	5	26	2	5
LEE	377	73	89	16	40	8	5	24	2	5
LEON	559	120	117	32	30	11	8	25	2	24
LEVY	41	6	14	6	2	2	0	2	0	0
LIBERTY	9	1	1	1	2	0	0	0	0	0
MADISON	73	22	10	3	3	1	0	5	0	1
MANATEE	258	60	55	17	16	10	5	12	3	6
MARION	429	117	83	13	30	15	12	32	2	8
MARTIN	52	12	13	4	1	0	1	3	0	1
MONROE	32	10	9	1	1	2	0	2	0	1
NASSAU	66	12	12	6	6	1	1	2	1	5
OKALOOSA	122	20	24	6	9	3	3	9	1	5
OKEECHOBEE	20	6	5	0	2	0	0	1	0	1
ORANGE	1,573	364	353	116	73	39	25	72	20	29
OSCEOLA	260	46	73	20	15	7	3	9	4	11
PALM BEACH	1,627	346	368	133	101	32	16	90	18	37
PASCO	194	35	30	14	24	7	7	12	2	3
PINELLAS	932	207	201	47	60	35	10	53	7	22
POLK	812	189	139	72	43	31	11	37	8	25
PUTNAM	134	20	24	8	9	5	2	9	0	4
SAINT JOHNS	111	17	27	3	12	5	1	6	3	1
SAINT LUCIE	466	112	102	35	21	17	11	35	2	12
SANTA ROSA	52	6	10	3	3	2	1	4	0	2
SARASOTA	156	23	39	10	13	4	5	5	2	5
SEMINOLE	374	76	75	30	20	10	8	17	1	14
SUMTER	79	20	8	5	6	1	0	10	1	0
SUWANNEE	53	13	7	4	1	2	1	5	1	2
TAYLOR	42	8	6	3	2	0	1	4	1	4
UNION	49	11	18	1	1	1	0	2	0	1
VOLUSIA	528	117	99	48	32	17	9	26	4	13
WAKULLA	26	6	3	0	4	3	0	0	0	1
WALTON	23	6	5	3	2	0	0	0	0	1
WASHINGTON	34	7	10	1	1	0	2	5	0	0

*CLRD=Chronic Lower Respiratory Disease **CLDC=Chronic Liver Disease & Cirrhosis

ICD-10 codes associated with each cause of death group are presented in Appendix 3.

TABLE D-12 (Cont.): RESIDENT DEATHS FOR BLACKS BY SELECTED CAUSES, BY COUNTY, FLORIDA, 2019

	CLDC**	HYPER-TENSION	FLU/PNEUMON	PARKIN-SONS	SEPTI-CEMIA	HOMI-CIDE	BENIGN-NEOPLAS	PNEU-MONITIS	PERI-NATAL	CON-GENITAL
FLORIDA	196	520	292	148	391	709	116	119	306	111
ALACHUA	3	8	5	1	6	2	2	4	10	1
BAKER	1	1	0	0	0	0	0	0	0	0
BAY	1	2	5	0	3	2	2	2	1	1
BRADFORD	1	0	0	0	1	1	0	0	0	0
BREVARD	3	7	4	4	9	17	1	2	6	3
BROWARD	20	68	34	23	29	87	16	8	43	17
CALHOUN	0	0	0	0	0	0	0	0	0	0
CHARLOTTE	0	4	0	1	0	0	0	1	1	1
CITRUS	0	2	0	0	1	0	0	0	0	0
CLAY	0	4	1	1	3	4	1	1	1	0
COLLIER	0	3	1	0	1	2	2	1	1	0
COLUMBIA	1	2	1	0	2	2	1	1	4	0
MIAMI-DADE	27	96	45	26	60	136	16	13	32	19
DESOTO	0	2	0	0	0	2	0	0	0	1
DIXIE	0	0	0	0	0	2	0	1	0	0
DUVAL	14	58	34	5	43	103	14	7	39	8
ESCAMBIA	4	16	8	4	19	17	8	9	1	2
FLAGLER	1	4	1	0	3	2	1	2	1	1
FRANKLIN	0	0	0	0	1	1	0	0	0	0
GADSDEN	4	4	3	2	4	5	0	2	3	2
GILCHRIST	0	0	0	0	0	0	0	0	1	0
GLADES	0	0	1	0	0	0	0	0	0	0
GULF	0	0	0	1	1	0	0	0	0	0
HAMILTON	0	1	1	0	1	1	0	0	0	0
HARDEE	0	0	0	0	0	2	0	1	0	0
HENDRY	0	0	0	0	1	2	0	0	1	0
HERNANDO	1	3	2	1	0	0	0	1	2	1
HIGHLANDS	0	3	1	0	2	3	1	1	1	0
HILLSBOROUGH	13	34	24	13	25	43	6	15	31	7
HOLMES	0	0	0	0	0	0	0	0	0	0
INDIAN RIVER	3	3	3	1	2	1	0	1	3	1
JACKSON	1	1	3	3	4	2	0	5	2	0
JEFFERSON	0	0	1	1	0	0	0	2	0	0
LAFAYETTE	0	0	0	0	0	0	0	0	0	0
LAKE	7	12	5	2	6	1	1	0	4	2
LEE	3	7	3	3	3	13	1	1	6	1
LEON	5	11	7	3	8	19	1	3	6	2
LEVY	0	1	0	0	1	0	1	0	0	0
LIBERTY	0	0	0	0	0	0	0	1	0	1
MADISON	0	4	0	0	1	1	1	1	1	0
MANATEE	2	2	5	1	6	8	0	3	2	2
MARION	1	11	4	3	9	12	6	2	1	4
MARTIN	0	2	0	0	0	3	0	1	0	0
MONROE	1	0	0	0	0	0	0	0	0	0
NASSAU	0	1	3	0	3	1	0	0	0	0
OKALOOSA	1	2	2	1	4	6	0	1	1	0
OKEECHOBEE	0	0	1	0	1	0	0	0	1	0
ORANGE	18	24	24	11	28	54	5	6	24	10
OSCEOLA	1	6	2	2	7	3	1	0	5	1
PALM BEACH	12	29	21	12	20	58	13	10	23	7
PASCO	3	4	1	1	2	5	1	0	5	0
PINELLAS	12	17	6	4	8	21	3	1	8	3
POLK	5	18	17	2	14	22	2	3	12	4
PUTNAM	4	5	2	1	5	1	0	2	4	1
SAINT JOHNS	2	1	0	1	3	0	0	0	3	1
SAINT LUCIE	4	8	1	0	11	9	1	1	2	2
SANTA ROSA	0	1	1	2	2	2	0	0	0	1
SARASOTA	1	3	2	1	5	4	0	0	2	0
SEMINOLE	4	10	1	2	8	8	4	0	6	3
SUMTER	1	1	0	1	0	4	0	0	1	0
SUWANNEE	1	1	0	1	2	0	1	0	0	0
TAYLOR	0	0	0	0	1	0	1	0	2	0
UNION	0	0	0	0	1	0	0	0	0	0
VOLUSIA	8	11	5	6	11	14	1	3	3	1
WAKULLA	0	1	0	1	0	1	0	0	0	0
WALTON	0	0	1	0	0	0	0	0	0	0
WASHINGTON	1	1	0	0	0	0	1	0	0	0

*CLRD=Chronic Lower Respiratory Disease **CLDC=Chronic Liver Disease & Cirrhosis

ICD-10 codes associated with each cause of death group are presented in Appendix 3.

TABLE D-12 (Cont.): RESIDENT DEATHS FOR OTHERS BY SELECTED CAUSES, BY COUNTY, FLORIDA, 2019

	ALL CAUSES	HEART DISEASE	CANCER	STROKE	UNINTENT INJURY	CLRD*	ALZ-HEIMERS	DIA-BETES	SUICIDE	NEPHRITIS
FLORIDA	4,462	910	1,104	324	340	127	92	186	89	94
ALACHUA	47	4	12	4	5	0	0	2	1	1
BAKER	4	1	0	0	0	0	0	0	0	0
BAY	55	13	13	4	2	0	4	4	0	1
BRADFORD	4	1	3	0	0	0	0	0	0	0
BREVARD	152	30	38	10	9	3	4	7	2	6
BROWARD	577	124	153	59	39	19	5	24	14	12
CALHOUN	1	0	0	1	0	0	0	0	0	0
CHARLOTTE	27	5	6	3	2	1	1	2	1	0
CITRUS	34	9	7	4	1	1	2	2	0	0
CLAY	52	5	12	2	5	2	0	3	1	1
COLLIER	44	4	15	5	5	0	0	2	0	1
COLUMBIA	9	2	1	1	1	0	0	0	0	0
MIAMI-DADE	390	86	101	36	26	12	12	14	5	10
DESOTO	4	1	1	0	0	0	0	0	0	0
DIXIE	1	0	0	0	0	0	0	0	0	0
DUVAL	254	41	72	24	21	9	2	10	6	4
ESCAMBIA	102	14	25	3	13	5	0	2	1	2
FLAGLER	30	6	6	3	2	0	1	1	1	0
FRANKLIN	1	0	0	0	0	0	0	0	0	0
GADSDEN	1	0	0	0	0	0	0	0	0	0
GILCHRIST	2	1	1	0	0	0	0	0	0	0
GLADES	8	0	1	0	5	0	1	0	0	0
GULF	2	0	0	0	2	0	0	0	0	0
HAMILTON	1	0	0	0	0	0	0	0	1	0
HARDEE	2	0	0	1	0	0	0	0	0	0
HENDRY	8	2	1	0	1	0	0	0	0	0
HERNANDO	28	10	7	0	2	1	1	1	0	2
HIGHLANDS	23	7	3	2	4	2	0	0	0	0
HILLSBOROUGH	330	66	82	12	28	7	5	9	6	6
HOLMES	2	1	0	0	0	1	0	0	0	0
INDIAN RIVER	34	6	11	2	1	2	1	1	1	1
JACKSON	6	3	0	0	0	0	0	1	0	0
JEFFERSON	0	0	0	0	0	0	0	0	0	0
LAFAYETTE	0	0	0	0	0	0	0	0	0	0
LAKE	85	21	21	4	9	3	1	5	1	1
LEE	107	22	24	13	7	4	3	7	2	1
LEON	28	4	7	1	3	0	0	1	0	0
LEVY	3	0	1	1	0	0	0	0	0	1
LIBERTY	1	0	1	0	0	0	0	0	0	0
MADISON	0	0	0	0	0	0	0	0	0	0
MANATEE	61	13	18	3	3	3	3	4	3	1
MARION	75	20	15	2	5	4	3	3	1	1
MARTIN	16	1	7	0	1	1	0	2	1	1
MONROE	7	0	3	0	2	0	0	0	2	0
NASSAU	2	1	1	0	0	0	0	0	0	0
OKALOOSA	59	4	11	6	8	2	2	5	3	1
OKEECHOBEE	2	1	0	0	0	0	0	1	0	0
ORANGE	416	76	93	31	34	1	13	17	12	9
OSCEOLA	89	15	31	1	8	1	3	4	1	5
PALM BEACH	269	70	76	18	16	5	2	8	7	2
PASCO	130	29	26	5	6	12	2	8	6	1
PINELLAS	242	56	46	13	20	10	4	6	3	9
POLK	134	26	24	17	12	4	6	4	1	5
PUTNAM	4	2	1	0	1	0	0	0	0	0
SAINT JOHNS	28	1	12	0	2	0	0	3	0	1
SAINT LUCIE	70	25	17	3	1	0	1	2	0	2
SANTA ROSA	42	7	11	1	5	0	2	2	2	1
SARASOTA	52	9	12	5	3	0	1	5	1	0
SEMINOLE	132	24	37	13	7	4	2	4	3	4
SUMTER	22	3	4	2	2	2	0	2	0	0
SUWANNEE	6	0	0	0	2	1	0	1	0	0
TAYLOR	3	0	0	1	0	1	0	0	0	1
UNION	1	0	0	0	0	0	0	0	0	0
VOLUSIA	120	34	29	7	5	3	5	7	0	0
WAKULLA	1	0	0	0	1	0	0	0	0	0
WALTON	12	2	4	0	2	1	0	0	0	0
WASHINGTON	7	2	1	0	1	0	0	0	0	0

*CLRD=Chronic Lower Respiratory Disease **CLDC=Chronic Liver Disease & Cirrhosis

ICD-10 codes associated with each cause of death group are presented in Appendix 3.

TABLE D-12 (Cont.): RESIDENT DEATHS FOR OTHERS BY SELECTED CAUSES, BY COUNTY, FLORIDA, 2019

	CLDC**	HYPER-TENSION	FLU/PNEUMON	PARKIN-SONS	SEPTI-CEMIA	HOMI-CIDE	BENIGN-NEOPLAS	PNEU-MONITIS	PERI-NATAL	CON-GENITAL
FLORIDA	60	53	67	36	54	43	31	27	62	26
ALACHUA	1	0	0	1	1	1	0	0	3	0
BAKER	0	0	2	0	0	1	0	0	0	0
BAY	1	0	1	0	2	0	0	0	1	2
BRADFORD	0	0	0	0	0	0	0	0	0	0
BREVARD	2	1	1	3	2	2	1	2	3	1
BROWARD	5	7	5	3	6	2	6	2	6	4
CALHOUN	0	0	0	0	0	0	0	0	0	0
CHARLOTTE	1	0	0	0	0	0	0	0	0	0
CITRUS	1	1	0	0	0	0	0	0	2	0
CLAY	0	1	0	1	3	0	0	0	1	0
COLLIER	1	0	0	0	0	0	0	0	3	0
COLUMBIA	0	0	1	0	0	0	0	0	0	0
MIAMI-DADE	2	6	2	6	2	3	5	3	2	1
DESOTO	0	0	0	0	1	0	0	0	0	0
DIXIE	1	0	0	0	0	0	0	0	0	0
DUVAL	5	5	3	3	1	4	3	1	2	1
ESCAMBIA	2	2	2	0	2	2	1	1	0	0
FLAGLER	1	0	1	0	2	0	0	1	0	0
FRANKLIN	0	0	0	0	0	0	0	0	1	0
GADSDEN	0	0	0	0	0	0	0	0	0	0
GILCHRIST	0	0	0	0	0	0	0	0	0	0
GLADES	0	0	0	0	0	0	0	0	0	0
GULF	0	0	0	0	0	0	0	0	0	0
HAMILTON	0	0	0	0	0	0	0	0	0	0
HARDEE	0	0	1	0	0	0	0	0	0	0
HENDRY	1	0	0	0	0	0	0	0	0	0
HERNANDO	0	0	1	0	0	0	1	0	0	0
HIGHLANDS	1	0	1	0	0	0	0	0	1	0
HILLSBOROUGH	2	3	8	3	3	6	0	5	7	2
HOLMES	0	0	0	0	0	0	0	0	0	0
INDIAN RIVER	0	0	2	0	0	2	0	0	0	0
JACKSON	0	0	0	0	1	0	1	0	0	0
JEFFERSON	0	0	0	0	0	0	0	0	0	0
LAFAYETTE	0	0	0	0	0	0	0	0	0	0
LAKE	2	1	1	0	0	0	1	0	1	0
LEE	0	2	2	1	2	0	0	0	2	0
LEON	1	0	0	0	0	1	1	0	2	2
LEVY	0	0	0	0	0	0	0	0	0	0
LIBERTY	0	0	0	0	0	0	0	0	0	0
MADISON	0	0	0	0	0	0	0	0	0	0
MANATEE	0	0	1	1	1	0	0	0	0	0
MARION	0	0	1	0	1	2	2	0	0	1
MARTIN	0	0	0	0	0	0	0	0	0	0
MONROE	0	0	0	0	0	0	0	0	0	0
NASSAU	0	0	0	0	0	0	0	0	0	0
OKALOOSA	0	0	3	0	0	1	1	0	0	0
OKEECHOBEE	0	0	0	0	0	0	0	0	0	0
ORANGE	7	7	7	4	7	3	2	3	6	4
OSCEOLA	2	0	0	0	1	2	1	1	0	2
PALM BEACH	4	0	4	4	5	4	1	2	4	1
PASCO	2	1	3	1	0	0	1	0	2	0
PINELLAS	3	6	2	3	2	1	0	0	4	1
POLK	2	1	6	0	1	2	0	2	1	0
PUTNAM	0	0	0	0	0	0	0	0	0	0
SAINT JOHNS	0	1	0	0	1	0	1	0	0	0
SAINT LUCIE	2	1	2	0	3	0	0	0	0	0
SANTA ROSA	1	1	0	0	0	1	1	1	0	0
SARASOTA	2	2	1	0	1	0	0	0	1	0
SEMINOLE	2	4	0	2	3	0	0	2	2	2
SUMTER	0	0	1	0	0	0	0	0	1	1
SUWANNEE	0	0	0	0	0	0	0	0	1	0
TAYLOR	0	0	0	0	0	0	0	0	0	0
UNION	0	0	0	0	0	0	0	0	0	0
VOLUSIA	2	0	2	0	0	3	1	1	3	1
WAKULLA	0	0	0	0	0	0	0	0	0	0
WALTON	1	0	0	0	0	0	0	0	0	0
WASHINGTON	0	0	0	0	0	0	0	0	0	0

*CLRD=Chronic Lower Respiratory Disease **CLDC=Chronic Liver Disease & Cirrhosis

ICD-10 codes associated with each cause of death group are presented in Appendix 3.

TABLE D-13: RECORDED DEATHS BY TYPE OF PLACE OF DEATH, BY COUNTY, FLORIDA, 2019

	HOSPITAL									
	TOTAL	INPATIENT	ER/OUT-PATIENT	DEAD ON ARRIVAL	UNK STATUS	HOSPICE	NURSING HOME	DECEDENT'S HOME	OTHER SPECIFIED PLACE	UNK
FLORIDA	209,729	53,944	14,048	265	977	45,550	20,579	56,918	17,445	2
ALACHUA	3,625	1,753	198	1	14	823	186	386	263	1
BAKER	182	9	32	0	1	0	46	70	24	0
BAY	1,679	493	153	4	12	3	136	715	163	0
BRADFORD	186	9	20	0	0	2	54	58	43	0
BREVARD	7,513	1,756	434	3	6	1,615	657	2,180	862	0
BROWARD	15,243	4,413	1,129	90	57	3,417	826	4,052	1,258	0
CALHOUN	154	8	15	0	0	0	61	63	7	0
CHARLOTTE	2,826	644	71	0	4	785	359	777	186	0
CITRUS	2,507	345	129	2	4	683	351	826	167	0
CLAY	2,159	535	162	0	5	542	261	542	112	0
COLLIER	3,555	783	255	4	19	998	220	814	462	0
COLUMBIA	902	85	71	0	3	414	66	204	59	0
MIAMI-DADE	20,833	7,688	1,543	44	351	2,309	1,444	5,753	1,700	1
DESOTO	315	17	31	0	0	153	10	84	20	0
DIXIE	116	0	0	0	0	1	15	69	31	0
DUVAL	10,040	2,934	876	9	9	2,481	855	2,260	616	0
ESCAMBIA	4,813	1,284	269	1	6	1,290	530	1,121	312	0
FLAGLER	1,364	182	79	0	1	429	94	472	107	0
FRANKLIN	97	4	11	3	0	1	8	54	16	0
GADSDEN	256	6	26	0	0	1	34	149	40	0
GILCHRIST	132	0	0	0	0	2	55	53	22	0
GLADES	67	0	0	0	0	0	1	46	20	0
GULF	126	16	8	0	1	0	23	62	16	0
HAMILTON	70	0	0	0	0	0	11	50	9	0
HARDEE	136	4	25	0	0	0	20	70	17	0
HENDRY	168	8	9	0	0	2	39	88	22	0
HERNANDO	2,824	524	186	1	10	837	203	844	219	0
HIGHLANDS	1,731	261	113	0	1	414	281	493	168	0
HILLSBOROUGH	12,025	4,262	843	10	53	1,891	906	3,038	1,022	0
HOLMES	244	13	16	0	1	1	44	144	25	0
INDIAN RIVER	2,182	498	166	0	2	726	202	480	108	0
JACKSON	564	105	48	0	1	6	123	223	58	0
JEFFERSON	103	0	0	0	0	3	28	59	13	0
LAFAYETTE	50	0	0	0	0	1	24	18	7	0
LAKE	4,109	778	330	2	3	892	436	1,257	411	0
LEE	7,564	1,434	301	0	14	2,568	668	1,962	617	0
LEON	2,843	1,084	160	0	30	489	267	583	230	0
LEVY	241	0	0	0	0	10	23	158	50	0
LIBERTY	40	0	0	0	0	0	0	32	8	0
MADISON	193	34	23	0	0	2	56	61	17	0
MANATEE	4,370	1,038	186	8	3	1,062	476	1,206	391	0
MARION	5,066	866	359	3	14	1,572	423	1,481	348	0
MARTIN	1,916	339	100	0	33	517	264	471	192	0
MONROE	498	58	104	1	0	1	60	208	66	0
NASSAU	687	26	28	0	2	300	72	218	41	0
OKALOOSA	1,895	595	146	0	12	11	334	643	154	0
OKEECHOBEE	403	55	51	0	0	125	33	111	28	0
ORANGE	9,969	3,246	856	4	19	2,028	919	2,162	735	0
OSCEOLA	2,286	730	304	0	1	20	244	786	201	0
PALM BEACH	15,286	2,814	865	36	45	4,957	1,168	3,934	1,467	0
PASCO	6,161	1,162	377	1	23	1,362	683	1,999	554	0
PINELLAS	12,900	3,352	616	3	166	2,613	1,963	3,222	965	0
POLK	6,927	2,103	657	7	7	1,053	794	1,928	378	0
PUTNAM	796	103	100	1	0	218	58	259	57	0
SAINT JOHNS	1,678	188	87	0	0	530	225	480	168	0
SAINT LUCIE	3,255	851	244	3	11	705	288	925	228	0
SANTA ROSA	1,111	118	89	2	0	6	197	580	119	0
SARASOTA	5,854	1,470	207	19	8	855	1,042	1,632	621	0
SEMINOLE	3,530	617	220	0	5	1,061	355	975	297	0
SUMTER	2,226	396	130	0	3	818	168	514	197	0
SUWANNEE	333	9	47	0	0	0	115	126	36	0
TAYLOR	165	31	16	0	0	3	9	84	22	0
UNION	125	73	3	0	2	0	0	30	17	0
VOLUSIA	7,404	1,552	445	3	11	1,935	873	2,075	510	0
WAKULLA	169	0	0	0	0	2	25	114	28	0
WALTON	643	144	56	0	4	4	113	234	88	0
WASHINGTON	299	39	23	0	0	1	55	151	30	0

